Goodman Industrial Park Fontana III

AIR QUALITY IMPACT ANALYSIS

CITY OF FONTANA

PREPARED BY:

Haseeb Qureshi
hqureshi@urbanxroads.com
(949) 336-5987

Alyssa Tamase
atamase@urbanxroads.com
(949) 336-5988

August 27, 2019

TABLE OF CONTENTS

TABLE OF CONTENTS ..... **I**
APPENDICES ..... **II**
LIST OF EXHIBITS ..... **II**
LIST OF TABLES ..... **II**
LIST OF ABBREVIATED TERMS ..... **IV**
EXECUTIVE SUMMARY **1**

ES.1 Summary of Findings 1
ES.2 Standard Regulatory Requirements/Best Available Control Measures 1
ES.3 Construction-Source and Operational-Source Mitigation Measures 2
ES.4 Operational-Source Mitigation Measures 2

1 INTRODUCTION **6**

1.1 Site Location 6
1.2 Project Description 6
1.3 Analysis Scenarios & Approach 6

2 AIR QUALITY SETTING **11**

2.1 South Coast Air Basin 11
2.2 Regional Climate 11
2.3 Wind Patterns and Project Location 12
2.4 Criteria Pollutants 13
2.5 Existing Air Quality 20
2.6 Regional Air Quality 23
2.7 Local Air Quality 23
2.8 Regulatory Background 24
2.9 Regional Air Quality Improvement 28

3 PROJECT AIR QUALITY IMPACT **40**

3.1 Introduction 40
3.2 Standards of Significance 40
3.3 California Emissions Estimator Model™ Employed To Analyze Air Quality 41
3.4 Construction Emissions 42
3.5 Operational Emissions 46
3.6 Localized Significance - Construction Activity 51
3.7 Localized Significance – Long-Term Operational Activity 57
3.8 CO “Hot Spot” Analysis 58
3.9 Air Quality Management Planning 61
3.10 Potential Impacts to Sensitive Receptors 63
3.11 Odors 63
3.12 Cumulative Impacts 64

4 FINDINGS & CONCLUSIONS **67**
5 REFERENCES **69**
6 CERTIFICATIONS **73**

APPENDICES

APPENDIX 2.1: STATE/FEDERAL ATTAINMENT STATUS OF CRITERIA POLLUTANTS
APPENDIX 3.1: CALEEMOD CONSTRUCTION PHASE 1 (UNMITIGATED) EMISSIONS MODEL OUTPUTS
APPENDIX 3.2: CALEEMOD CONSTRUCTION PHASE 2 (UNMITIGATED) EMISSIONS MODEL OUTPUTS
APPENDIX 3.3: CALEEMOD CONSTRUCTION PHASE 1 (MITIGATED) EMISSIONS MODEL OUTPUTS
APPENDIX 3.4: CALEEMOD CONSTRUCTION PHASE 2 (MITIGATED) EMISSIONS MODEL OUTPUTS
APPENDIX 3.5: CALEEMOD OPERATIONS (PASSENGER CARS) EMISSIONS MODEL OUTPUTS
APPENDIX 3.6: CALEEMOD OPERATIONS (TRUCKS) EMISSIONS MODEL OUTPUTS

LIST OF EXHIBITS

EXHIBIT 1-A: LOCATION MAP 7
EXHIBIT 1-B: INTERIM SITE PLAN 8
EXHIBIT 1-C: EXPANSION SITE PLAN 9
EXHIBIT 2-A: CALIFORNIA TOXIC AIR CONTAMINANT SITES 35
EXHIBIT 2-B: DIESEL PARTICULATE MATTER AND DIESEL VEHICLE MILES TREND 36
EXHIBIT 3-A: RECEPTOR LOCATIONS 55

LIST OF TABLES

TABLE ES-1: SUMMARY OF CEQA SIGNIFICANCE FINDINGS 1
TABLE 2-1: CRITERIA POLLUTANTS 13
TABLE 2-2: AMBIENT AIR QUALITY STANDARDS (1 OF 2) 21
TABLE 2-2: AMBIENT AIR QUALITY STANDARDS (2 OF 2) 22
TABLE 2-3: ATTAINMENT STATUS OF CRITERIA POLLUTANTS IN THE SCAB 23
TABLE 2-4: PROJECT AREA AIR QUALITY MONITORING SUMMARY 2016-2018 24
TABLE 2-5: SCAB O_3 TREND 29
TABLE 2-6: SCAB AVERAGE 24-HOUR CONCENTRATION PM_{10} TREND (BASED ON FEDERAL STANDARD)[1] 30
TABLE 2-7: SCAB ANNUAL AVERAGE CONCENTRATION PM_{10} TREND (BASED ON STATE STANDARD)[1] .. 30
TABLE 2-8: SCAB 24-HOUR AVERAGE CONCENTRATION $PM_{2.5}$ TREND (BASED ON FEDERAL STANDARD)[1] 31
TABLE 2-9: SCAB ANNUAL AVERAGE CONCENTRATION $PM_{2.5}$ TREND (BASED ON STATE STANDARD)[1] . 31
TABLE 2-10: SCAB 24-HOUR AVERAGE CONCENTRATION CO TREND[1] 33
TABLE 2-11: SCAB 1-HOUR AVERAGE CONCENTRATION NO_2 TREND (BASED ON FEDERAL STANDARD) 34
TABLE 2-12: SCAB 1-HOUR AVERAGE CONCENTRATION NO_2 TREND (BASED ON STATE STANDARD) ... 34
TABLE 3-1: MAXIMUM DAILY REGIONAL EMISSIONS THRESHOLDS 40
TABLE 3-2: CONSTRUCTION DURATION 43
TABLE 3-3: CONSTRUCTION EQUIPMENT 44
TABLE 3-4: EMISSIONS SUMMARY OF OVERALL CONSTRUCTION (WITHOUT MITIGATION) 45
TABLE 3-5: EMISSIONS SUMMARY OF OVERALL CONSTRUCTION (WITH MITIGATION) 46
TABLE 3-6: MAXIMUM DAILY OPERATIONAL EMISSIONS SUMMARY 50
TABLE 3-7: POTENTIAL OVERLAP OF CONSTRUCTION AND OPERATIONAL ACTIVITY 51
TABLE 3-8: MAXIMUM DAILY DISTURBED-ACREAGE 53
TABLE 3-9: MAXIMUM DAILY LOCALIZED EMISSIONS THRESHOLDS 56
TABLE 3-10: LOCALIZED SIGNIFICANCE SUMMARY CONSTRUCTION (WITHOUT MITIGATION) 57

TABLE 3-11: LOCALIZED SIGNIFICANCE SUMMARY CONSTRUCTION (WITHOUT MITIGATION).....57
TABLE 3-12: LOCALIZED OPERATIONAL EMISSIONS (WITHOUT MITIGATION) 58
TABLE 3-13: CO MODEL RESULTS 59
TABLE 3-14: TRAFFIC VOLUMES 60
TABLE 3-15: PROJECT PEAK TRAFFIC VOLUMES 61

LIST OF ABBREVIATED TERMS

(1)	Reference
µg/m^3	Microgram per Cubic Meter
AQ	Air Quality
AQIA	Air Quality Impact Analysis
AQMD	Air Quality Management District
AQMP	Air Quality Management Plan
BBAQMD	Bay Area Air Quality Management District
BC	Black Carbon
CAA	Federal Clean Air Act
CAAQS	California Ambient Air Quality Standards
CalEEMod	California Emissions Estimator Model
CALGreen	California Green Building Standards Code
Caltrans	California Department of Transportation
CAPCOA	California Air Pollution Control Officers Association
CARB	California Air Resources Board
CCR	California Code of Regulations
CEC	California Energy Commission
CEQA	California Environmental Quality Act
CFR	Code of Federal Regulations
CITY	City of Fontana
CO	Carbon Monoxide
CY	Cubic Yards
DPM	Diesel Particulate Matter
DRRP	Diesel Risk Reduction Plan
EIR	Environmental Impact Reports
EMFAC	Emission Factor Model
EPA	Environmental Protection Agency
ETW	Equivalent Test Weight
EV	Electric Vehicles
GHG	Greenhouse Gas
GVWR	Goss Vehicle Weight Rating
HHDT	Heavy-Heavy-Duty Trucks
I-10	Interstate 10
ITE	Institute of Transportation Engineers
LA/ONT	Los Angeles/Ontario International Airport
LBS/DAY	Pounds Per Day

LDA	Light Duty Auto
LDT1/LDT2	Light-Duty Trucks
LHDT	Light-Heavy-Duty Trucks
LST	Localized Significance Threshold
LST METHODOLOGY	Final Localized Significance Threshold Methodology
MATES	Multiple Air Toxics Exposure Study
MDV	Medium-Duty Vehicles
MHDT	Medium-Heavy-Duty Trucks
MM	Mitigation Measures
NAAQS	National Ambient Air Quality Standards
NO_2	Nitrogen Dioxide
NO_X	Nitrogen Oxides
O_3	Ozone
OBD-II	On-Board Diagnostic
OPR	Office of Planning and Research
Pb	Lead
PM_{10}	Particulate Matter 10 microns in diameter or less
$PM_{2.5}$	Particulate Matter 2.5 microns in diameter or less
POLA	Port of Los Angeles
POLB	Port of Long Beach
PPM	Parts Per Million
Project	Goodman Industrial Park Fontana III
RECLAIM	Regional Clean Air Incentives Market
RFG-2	Reformulated Gasoline Regulation
ROG	Reactive Organic Gases
RTP/SCS	Regional Transportation Plan/ Sustainable Communities Strategy
SB	Senate Bill
SBTAM	San Bernardino Transportation Analysis Model
SCAB	South Coast Air Basin
SCAG	Southern California Association of Governments
SCAQMD	South Coast Air Quality Management District
SF	Square Feet
SIPs	State Implementation Plans
SO_2	Sulfur Dioxide
SP	Specific Plan
SRA	Source Receptor Area
TAC	Toxic Air Contaminant

TAZ	Traffic Analysis Zones
TIA	Traffic Impact Analysis
TOG	Total Organic Gases
TSF	Thousand Square Feet
UFP	Ultra Fine Particles
UPRR	Union Pacific Railroad
URBEMIS	Urban Emissions
UTRs	Utility Tractors
VMT	Vehicle Miles Traveled
VOC	Volatile Organic Compounds
VPH	Vehicles Per Hour

This page intentionally left blank

EXECUTIVE SUMMARY

ES.1 SUMMARY OF FINDINGS

The results of this *Goodman Industrial Park Fontana III Air Quality Impact Analysis* are summarized below based on the significance criteria in Section 3 of this report consistent with Appendix G of the California Environmental Quality Act (CEQA) Guidelines (1). Table ES-1 shows the findings of significance for each potential air quality impact under CEQA.

TABLE ES-1: SUMMARY OF CEQA SIGNIFICANCE FINDINGS

Analysis	Report Section	Significance Findings	
		Unmitigated	Mitigated
Regional Construction Emissions	3.4	*Potentially Significant*	*Less Than Significant*
Localized Construction Emissions	3.6	*Less Than Significant*	*n/a*
Regional Operational Emissions	3.5	*Potentially Significant*	*Significant and Unavoidable*
Localized Operational Emissions	3.7	*Less Than Significant*	*n/a*
CO "Hot Spot" Analysis	3.8	*Less Than Significant*	*n/a*
Air Quality Management Plan	3.9	*Potentially Significant*	*Significant and Unavoidable*
Sensitive Receptors	3.10	*Less Than Significant*	*n/a*
Odors	3.11	*Less Than Significant*	*n/a*
Cumulative Impacts	3.12	*Potentially Significant*	*Significant and Unavoidable*

ES.2 STANDARD REGULATORY REQUIREMENTS/BEST AVAILABLE CONTROL MEASURES

Measures listed below (or equivalent language) shall appear on all Project grading plans, construction specifications and bid documents, and the City shall ensure such language is incorporated prior to issuance of any development permits. South Coast Air Quality Management District (SCAQMD) Rules that are currently applicable during construction activity for this Project include but are not limited to Rule 403 (Fugitive Dust) (2) and Rule 1113 (Architectural Coatings) (3). It should be noted that these Best Available Control Measures (BACMs) are not mitigation as they are standard regulatory requirements. As such, credit for Rule 403 and Rule 1113 have been taken.

BACM AQ-1

The contractor shall adhere to applicable measures contained in Table 1 of Rule 403 including, but not limited to (2):

- All clearing, grading, earth-moving, or excavation activities shall cease when winds exceed 25 mph per SCAQMD guidelines in order to limit fugitive dust emissions.
- The contractor shall ensure that all disturbed unpaved roads and disturbed areas within the Project are watered at least three (3) times daily during dry weather. Watering, with complete coverage of disturbed areas, shall occur at least three times a day, preferably in the mid-morning, afternoon, and after work is done for the day.
- The contractor shall ensure that traffic speeds on unpaved roads and Project site areas are limited to 15 miles per hour or less.

BACM AQ-2

The following measures shall be incorporated into Project plans and specifications as implementation of SCAQMD Rule 1113 (4):

- Only "Low-Volatile Organic Compounds (VOC)" paints (no more than 50 gram/liter of VOC) consistent with SCAQMD Rule 1113 shall be used.

ES.3 Construction-Source and Operational-Source Mitigation Measures

MM AQ-1

The Project shall utilize "Super-Compliant" low VOC paints which have been reformulated to exceed the regulatory VOC limits put forth by SCAQMD's Rule 1113 (BACM AQ-2). Super-Compliant low VOC paints shall be no more than 10g/L of VOC. Alternatively, the applicant may utilize tilt-up concrete buildings that do not require the use of architectural coatings.

ES.4 Operational-Source Mitigation Measures

The Project would exceed regional thresholds of significance established by the SCAQMD for emissions of nitrogen oxides (NO_X). It is important to note that 93 percent of the Project's NO_X emissions are derived from heavy duty truck trips. The following mitigation measures (MM AQ-2 through MM AQ-7) are designed to reduce the operational NO_X emissions but will not be sufficient enough to reduce the NO_X emissions to less than the significant impacts.

MM AQ-2

Require Operational Equipment to Turn Off When Not in Use. Building operators shall ensure (by contract specifications) that equipment, including heavy-duty equipment, motor vehicles, and portable equipment, will be turned off when not in use for more than 5 minutes. Truck idling shall not exceed 5 minutes in time. All facilities will post signs requiring that trucks shall not be left idling for more than 5 minutes pursuant to Title 13 of the California Code of Regulations, Section 2485, which limits idle times to not more than 5 minutes.

MM AQ-3

Incorporate Environmental Protection Agency (EPA) Smartway Features. The City will require operators of the project to ensure that haul trucks incorporate EPA Smartway features, as required by ARB. Project operators will maintain a daily log of incoming and outgoing haul trucks that are fitted with the combination of aerodynamic kits and low rolling resistance tires to reduce fuel consumption.

MM AQ-4

Incorporate Energy Efficiency in Vendor Trucks. The City will require operators of the proposed facilities to encourage the vendor trucks to incorporate energy efficiency improvement features through the Carl Moyer Program—including truck modernization, retrofits, and/or aerodynamic kits and low rolling resistance tires—to reduce fuel consumption.

MM AQ-5

Incorporate Electric Vehicle Charging Stations and Carpool Parking. The project will be designed to incorporate electric vehicle charging stations and a minimum of five carpool parking spaces at each building for employees and the public to use.

MM AQ-6

Provide Electric Interior Vehicles. All buildings will be designed to provide infrastructure to support use of electric-powered forklifts and/or other interior vehicles.

MM AQ-7

A Transportation Management Association (TMA) or similar mechanism shall be established by the Project Applicant. The TMA shall encourage and coordinate carpooling. The TMA shall advertise its services to the building occupants. The TMA shall offer transit incentives to employees and shall provide shuttle service to and from public transit, should a minimum of five (5) employees request and use such service from a transit stop at the same drop-off and/or pickup time. The TMA shall distribute public transportation information to its employees. The TMA shall provide electronic message board space for coordination rides.

FEASIBILITY OF ADDITIONAL MITIGATION MEASURES

As noted above, 93% of the operational NO_x emissions derive from the operation of heavy-duty trucks. The ARB through its regulatory programs is aggressively reducing emissions from heavy duty vehicles through a combination of measures requiring the use of ultra-low sulfur diesel fuel, new emission standards, restrictions on idling, addition of post-combustion filter and catalyst equipment, and retrofits for diesel truck fleets. These programs are expected to result in significant reductions in NO_x, VOCs, particulate matter (PM), and carbon monoxide (CO) emissions as they are fully implemented by 2023.

Federal and State agencies regulate and enforce vehicle emission standards. It is not feasible for the City of Fontana staff to effectively enforce a prohibition on trucks from entering the property that are otherwise permitted to operate in California and access other properties in the County, region, and State. Even if the City were to apply such a restriction, it would merely cause warehouse operators using truck fleets older than 2007/2010 to locate in another location in the

SCAB where the restriction does not apply, thereby resulting in no improvement to regional air quality. Based on the regulatory changes discussed in Section 2.8, Regulatory Setting, most heavy-duty trucks entering the project site will meet or exceed EPA 2007 and 2010 emission standards within a relatively short time after the project becomes fully operational in 2022, and all such trucks entering the property will meet or exceed such standards by 2023. For instance, CARB projects that are approximately 50 percent of all instate heavy-heavy duty trucks will meet the 2010 engine standard in 2019. The percentage increases to 59 percent in 2020, 62 percent in 2021, 65 percent in 2022, and 90 percent by 2023 (5).

Since neither the Project Applicant nor the City have regulatory authority to control tailpipe emissions, no feasible mitigation measures exist that would reduce NO_X emissions to levels that are less-than-significant, thus NO_X emissions are considered significant and unavoidable.

This page intentionally left blank

1 INTRODUCTION

This report presents the results of the air quality impact analysis (AQIA) prepared by Urban Crossroads, Inc., for the proposed Goodman Industrial Park Fontana III (Project). The purpose of this AQIA is to evaluate the potential impacts to air quality associated with construction and operation of the proposed Project and recommend measures to mitigate impacts considered potentially significant in comparison to thresholds established by the SCAQMD.

1.1 SITE LOCATION

The proposed Goodman Industrial Park Fontana III Project is located north of Jurupa Avenue, between Cypress Avenue and Juniper Avenue, in the City of Fontana, as shown on Exhibit 1-A. The Project site is located roughly 4,500 feet south of Interstate 10 (I-10) and Union Pacific Railroad (UPRR) lines, and approximately 7.75 miles east of the Los Angeles/Ontario International Airport (LA/ONT).

Existing sensitive uses in the Project study area include residential homes located north, south, east, and west of the Project site, Citrus High School northwest of the Project site, and St. Mary's Catholic Church located southwest of the Project site. Future sensitive receptor locations in the Project study area include the proposed South Fontana Sports Park adjacent to the northern Projects site boundary.

1.2 PROJECT DESCRIPTION

Exhibits 1-B and 1-C illustrate the interim and expansion site plans for the Project. As indicated on Exhibit 1-C, the buildout of the proposed Project is to consist of 1,118,460 square feet across three buildings:

- 894,768 square feet of warehousing (80% of the total square footage);
- 223,692 square feet of high-cube cold storage warehouse use (20% of the total square footage)

1.3 ANALYSIS SCENARIOS & APPROACH

A brief summary of Project-specific analysis scenarios and assumptions are provided below to describe the approach used in this report.

1.3.1 PROJECT SITE PLAN SCENARIOS

For the purpose of this report, the following scenarios are used to analyze potential construction and operational impacts:

- Scenario 1 – Interim Conditions: This scenario refers to interim conditions (Exhibit 1-B) under which an existing residential receiver location, R11, located on Cactus Avenue will be bounded to the north, east, and south by the Project.
- Scenario 2 – Expansion Conditions: This scenario refers to Project buildout (expansion) conditions (Exhibit 1-C) under which the Project would expand into the area formerly represented by receiver location R11.

EXHIBIT 1-A: LOCATION MAP

EXHIBIT 1-B: INTERIM SITE PLAN

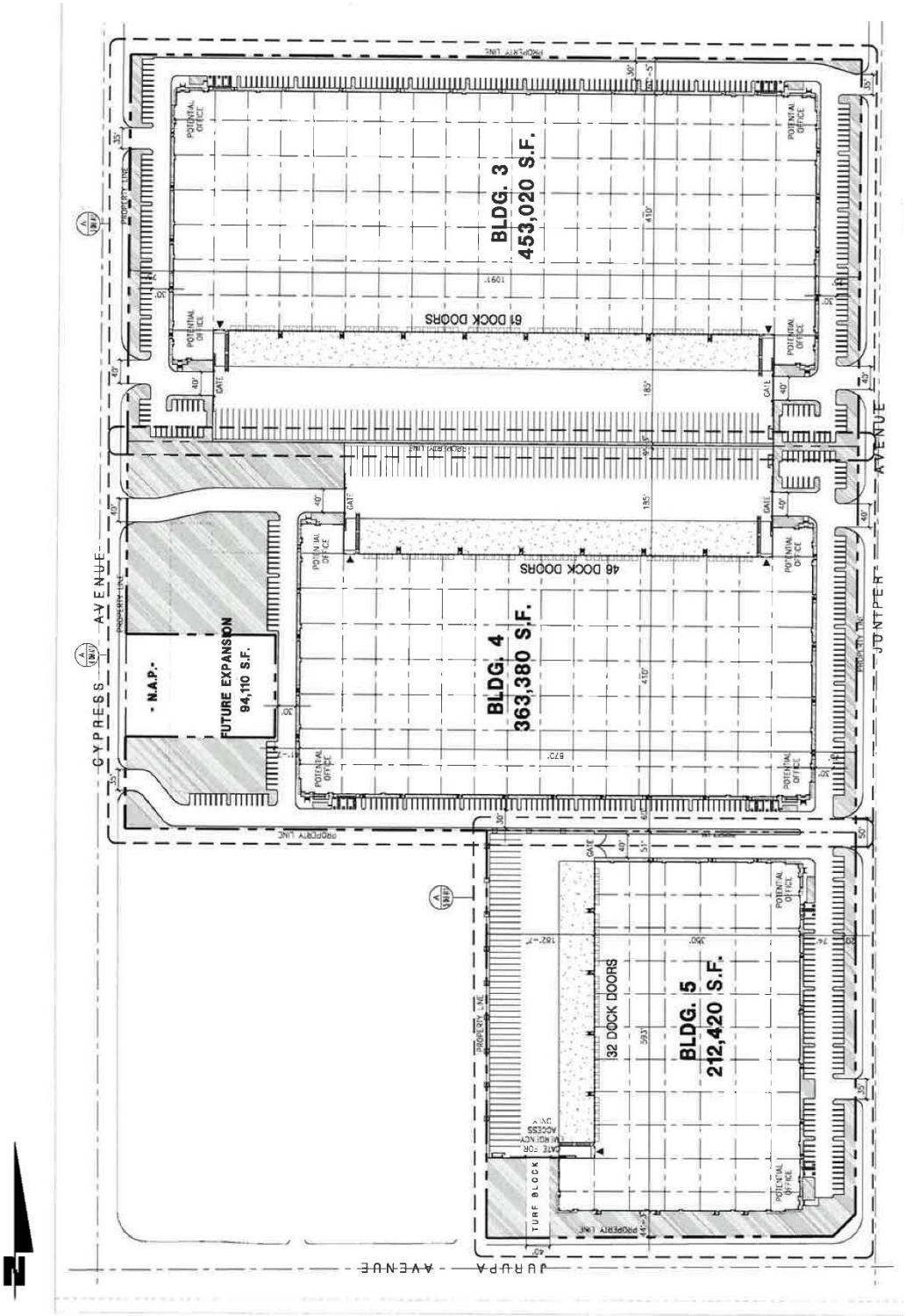

EXHIBIT 1-C: EXPANSION SITE PLAN



This page intentionally left blank

2 AIR QUALITY SETTING

This section provides an overview of the existing air quality conditions in the Project area and region.

2.1 SOUTH COAST AIR BASIN

The Project site is located in the South Coast Air Basin (SCAB) within the jurisdiction of SCAQMD (6). The SCAQMD was created by the 1977 Lewis-Presley Air Quality Management Act, which merged four county air pollution control bodies into one regional district. Under the Act, the SCAQMD is responsible for bringing air quality in areas under its jurisdiction into conformity with federal and state air quality standards. As previously stated, the Project site is located within the SCAB, a 6,745-square mile subregion of the SCAQMD, which includes portions of Los Angeles, Riverside, and San Bernardino Counties, and all of Orange County.

The SCAB is bounded by the Pacific Ocean to the west and the San Gabriel, San Bernardino, and San Jacinto Mountains to the north and east. The Los Angeles County portion of the Mojave Desert Air Basin is bounded by the San Gabriel Mountains to the south and west, the Los Angeles / Kern County border to the north, and the Los Angeles / San Bernardino County border to the east. The Riverside County portion of the Salton Sea Air Basin is bounded by the San Jacinto Mountains in the west and spans eastward up to the Palo Verde Valley.

2.2 REGIONAL CLIMATE

The regional climate has a substantial influence on air quality in the SCAB. In addition, the temperature, wind, humidity, precipitation, and amount of sunshine influence the air quality.

The annual average temperatures throughout the SCAB vary from the low to middle 60s (degrees Fahrenheit). Due to a decreased marine influence, the eastern portion of the SCAB shows greater variability in average annual minimum and maximum temperatures. January is the coldest month throughout the SCAB, with average minimum temperatures of 47°F in downtown Los Angeles and 36°F in San Bernardino. All portions of the SCAB have recorded maximum temperatures above 100°F.

Although the climate of the SCAB can be characterized as semi-arid, the air near the land surface is quite moist on most days because of the presence of a marine layer. This shallow layer of sea air is an important modifier of SCAB climate. Humidity restricts visibility in the SCAB, and the conversion of sulfur dioxide to sulfates is heightened in air with high relative humidity. The marine layer provides an environment for that conversion process, especially during the spring and summer months. The annual average relative humidity within the SCAB is 71 percent along the coast and 59 percent inland. Since the ocean effect is dominant, periods of heavy early morning fog are frequent and low stratus clouds are a characteristic feature. These effects decrease with distance from the coast.

More than 90 percent of the SCAB's rainfall occurs from November through April. The annual average rainfall varies from approximately nine inches in Riverside to fourteen inches in

downtown Los Angeles. Monthly and yearly rainfall totals are extremely variable. Summer rainfall usually consists of widely scattered thunderstorms near the coast and slightly heavier shower activity in the eastern portion of the SCAB with frequency being higher near the coast.

Due to its generally clear weather, about three-quarters of available sunshine is received in the SCAB. The remaining one-quarter is absorbed by clouds. The ultraviolet portion of this abundant radiation is a key factor in photochemical reactions. On the shortest day of the year there are approximately 10 hours of possible sunshine, and on the longest day of the year there are approximately 14½ hours of possible sunshine.

The importance of wind to air pollution is considerable. The direction and speed of the wind determines the horizontal dispersion and transport of the air pollutants. During the late autumn to early spring rainy season, the SCAB is subjected to wind flows associated with the traveling storms moving through the region from the northwest. This period also brings five to ten periods of strong, dry offshore winds, locally termed "Santa Anas" each year. During the dry season, which coincides with the months of maximum photochemical smog concentrations, the wind flow is bimodal, typified by a daytime onshore sea breeze and a nighttime offshore drainage wind. Summer wind flows are created by the pressure differences between the relatively cold ocean and the unevenly heated and cooled land surfaces that modify the general northwesterly wind circulation over southern California. Nighttime drainage begins with the radiational cooling of the mountain slopes. Heavy, cool air descends the slopes and flows through the mountain passes and canyons as it follows the lowering terrain toward the ocean. Another characteristic wind regime in the SCAB is the "Catalina Eddy," a low level cyclonic (counterclockwise) flow centered over Santa Catalina Island which results in an offshore flow to the southwest. On most spring and summer days, some indication of an eddy is apparent in coastal sections.

In the SCAB, there are two distinct temperature inversion structures that control vertical mixing of air pollution. During the summer, warm high-pressure descending (subsiding) air is undercut by a shallow layer of cool marine air. The boundary between these two layers of air is a persistent marine subsidence/inversion. This boundary prevents vertical mixing which effectively acts as an impervious lid to pollutants over the entire SCAB. The mixing height for the inversion structure is normally situated 1,000 to 1,500 feet above mean sea level.

A second inversion-type forms in conjunction with the drainage of cool air off the surrounding mountains at night followed by the seaward drift of this pool of cool air. The top of this layer forms a sharp boundary with the warmer air aloft and creates nocturnal radiation inversions. These inversions occur primarily in the winter, when nights are longer and onshore flow is weakest. They are typically only a few hundred feet above mean sea level. These inversions effectively trap pollutants, such as NO_X and CO from vehicles, as the pool of cool air drifts seaward. Winter is therefore a period of high levels of primary pollutants along the coastline.

2.3 WIND PATTERNS AND PROJECT LOCATION

The distinctive climate of the Project area and the SCAB is determined by its terrain and geographical location. The SCAB is located in a coastal plain with connecting broad valleys and

low hills, bounded by the Pacific Ocean in the southwest quadrant with high mountains forming the remainder of the perimeter.

Wind patterns across the south coastal region are characterized by westerly and southwesterly onshore winds during the day and easterly or northeasterly breezes at night. Winds are characteristically light although the speed is somewhat greater during the dry summer months than during the rainy winter season.

2.4 CRITERIA POLLUTANTS

Criteria pollutants are pollutants that are regulated through the development of human health based and/or environmentally based criteria for setting permissible levels. Criteria pollutants, their typical sources, and health effects are identified below (7):

TABLE 2-1: CRITERIA POLLUTANTS

Criteria Pollutant	Description	Sources	Health Effects
CO	CO is a colorless, odorless gas produced by the incomplete combustion of carbon-containing fuels, such as gasoline or wood. CO concentrations tend to be the highest during the winter morning, when little to no wind and surface-based inversions trap the pollutant at ground levels. Because CO is emitted directly from internal combustion engines, unlike ozone, motor vehicles operating at slow speeds are the primary source of CO in the SCAB. The highest ambient CO concentrations are generally found near congested transportation corridors and intersections.	Any source that burns fuel such as automobiles, trucks, heavy construction equipment, farming equipment and residential heating.	Individuals with a deficient blood supply to the heart are the most susceptible to the adverse effects of CO exposure. The effects observed include earlier onset of chest pain with exercise, and electrocardiograph changes indicative of decreased oxygen supply to the heart. Inhaled CO has no direct toxic effect on the lungs but exerts its effect on tissues by interfering with oxygen transport and competing with oxygen to combine with hemoglobin present in the blood to form carboxyhemoglobin (COHb). Hence, conditions with an increased demand for oxygen supply can be adversely affected by exposure to CO. Individuals most at risk include fetuses, patients with diseases involving heart and blood vessels, and patients with chronic hypoxemia (oxygen deficiency) as seen at high altitudes.

Criteria Pollutant	Description	Sources	Health Effects
Sulfur Dioxide (SO_2)	SO_2 is a colorless, extremely irritating gas or liquid. It enters the atmosphere as a pollutant mainly as a result of burning high sulfur-content fuel oils and coal and from chemical processes occurring at chemical plants and refineries. When SO_2 oxidizes in the atmosphere, it forms sulfates (SO_4). Collectively, these pollutants are referred to as sulfur oxides (SO_X)	Coal or oil burning power plants and industries, refineries, diesel engines	A few minutes of exposure to low levels of SO_2 can result in airway constriction in some asthmatics, all of whom are sensitive to its effects. In asthmatics, increase in resistance to air flow, as well as reduction in breathing capacity leading to severe breathing difficulties, are observed after acute exposure to SO_2. In contrast, healthy individuals do not exhibit similar acute responses even after exposure to higher concentrations of SO_2. Animal studies suggest that despite SO_2 being a respiratory irritant, it does not cause substantial lung injury at ambient concentrations. However, very high levels of exposure can cause lung edema (fluid accumulation), lung tissue damage, and sloughing off of cells lining the respiratory tract. Some population-based studies indicate that the mortality and morbidity effects associated with fine particles show a similar association with ambient SO_2 levels. In these studies, efforts to separate the effects of SO_2 from those of fine particles have not been successful. It is not clear whether the two pollutants act synergistically, or one pollutant alone is the predominant factor.

Criteria Pollutant	Description	Sources	Health Effects
NO_X	NO_X consist of nitric oxide (NO), nitrogen dioxide (NO_2) and nitrous oxide (N_2O) and are formed when nitrogen (N_2) combines with oxygen (O_2). Their lifespan in the atmosphere ranges from one to seven days for nitric oxide and nitrogen dioxide, to 170 years for nitrous oxide. Nitrogen oxides are typically created during combustion processes and are major contributors to smog formation and acid deposition. NO_2 is a criteria air pollutant and may result in numerous adverse health effects; it absorbs blue light, resulting in a brownish-red cast to the atmosphere and reduced visibility. Of the seven types of nitrogen oxide compounds, NO_2 is the most abundant in the atmosphere. As ambient concentrations of NO_2 are related to traffic density, commuters in heavy traffic may be exposed to higher concentrations of NO_2 than those indicated by regional monitoring station.	Any source that burns fuel such as automobiles, trucks, heavy construction equipment, farming equipment and residential heating.	Population-based studies suggest that an increase in acute respiratory illness, including infections and respiratory symptoms in children (not infants), is associated with long-term exposure to NO_2 at levels found in homes with gas stoves, which are higher than ambient levels found in Southern California. Increase in resistance to air flow and airway contraction is observed after short-term exposure to NO_2 in healthy subjects. Larger decreases in lung functions are observed in individuals with asthma or chronic obstructive pulmonary disease (e.g., chronic bronchitis, emphysema) than in healthy individuals, indicating a greater susceptibility of these sub-groups. In animals, exposure to levels of NO_2 considerably higher than ambient concentrations result in increased susceptibility to infections, possibly due to the observed changes in cells involved in maintaining immune functions. The severity of lung tissue damage associated with high levels of ozone exposure increases when animals are exposed to a combination of ozone and NO_2.
Ozone (O_3)	O_3 is a highly reactive and unstable gas that is formed when VOCs and NO_X, both byproducts of internal combustion engine exhaust, undergo slow photochemical reactions in the presence of sunlight. Ozone concentrations are generally	Formed when reactive organic gases (ROG) and nitrogen oxides react in the presence of sunlight. ROG sources	Individuals exercising outdoors, children, and people with preexisting lung disease, such as asthma and chronic pulmonary lung disease, are considered to be the most susceptible sub-groups for ozone effects.

Criteria Pollutant	Description	Sources	Health Effects
	highest during the summer months when direct sunlight, light wind, and warm temperature conditions are favorable to the formation of this pollutant.	include any source that burns fuels, (e.g., gasoline, natural gas, wood, oil) solvents, petroleum processing and storage and pesticides.	Short-term exposure (lasting for a few hours) to ozone at levels typically observed in Southern California can result in breathing pattern changes, reduction of breathing capacity, increased susceptibility to infections, inflammation of the lung tissue, and some immunological changes. Elevated ozone levels are associated with increased school absences. In recent years, a correlation between elevated ambient ozone levels and increases in daily hospital admission rates, as well as mortality, has also been reported. An increased risk for asthma has been found in children who participate in multiple outdoor sports and live in communities with high ozone levels. Ozone exposure under exercising conditions is known to increase the severity of the responses described above. Animal studies suggest that exposure to a combination of pollutants that includes ozone may be more toxic than exposure to ozone alone. Although lung volume and resistance changes observed after a single exposure diminish with repeated exposures, biochemical and cellular changes appear to persist, which can lead to subsequent lung structural changes.
Particulate Matter	PM_{10} (Particulate Matter less than 10 microns): A major air pollutant consisting of tiny solid or liquid particles of soot, dust,	Sources of PM_{10} include road dust, windblown dust and construction. Also	A consistent correlation between elevated ambient fine particulate matter (PM_{10} and $PM_{2.5}$) levels and an

Criteria Pollutant	Description	Sources	Health Effects
	smoke, fumes, and aerosols. Particulate matter pollution is a major cause of reduce visibility (haze) which is caused by the scattering of light and consequently the significant reduction air clarity. The size of the particles (10 microns or smaller, about 0.0004 inches or less) allows them to easily enter the lungs where they may be deposited, resulting in adverse health effects. Additionally, it should be noted that PM_{10} is considered a criteria air pollutant. $PM_{2.5}$ (Particulate Matter less than 2.5 microns): A similar air pollutant to PM_{10} consisting of tiny solid or liquid particles which are 2.5 microns or smaller (which is often referred to as fine particles). These particles are formed in the atmosphere from primary gaseous emissions that include sulfates formed from SO_2 release from power plants and industrial facilities and nitrates that are formed from NO_X release from power plants, automobiles and other types of combustion sources. The chemical composition of fine particles highly depends on location, time of year, and weather conditions. $PM_{2.5}$ is a criteria air pollutant.	formed from other pollutants (acid rain, NO_X, SO_X, organics). Incomplete combustion of any fuel. $PM_{2.5}$ comes from fuel combustion in motor vehicles, equipment and industrial sources, residential and agricultural burning. Also formed from reaction of other pollutants (acid rain, NO_X, SO_X, organics).	increase in mortality rates, respiratory infections, number and severity of asthma attacks and the number of hospital admissions has been observed in different parts of the United States and various areas around the world. In recent years, some studies have reported an association between long-term exposure to air pollution dominated by fine particles and increased mortality, reduction in lifespan, and an increased mortality from lung cancer. Daily fluctuations in $PM_{2.5}$ concentration levels have also been related to hospital admissions for acute respiratory conditions in children, to school and kindergarten absences, to a decrease in respiratory lung volumes in normal children, and to increased medication use in children and adults with asthma. Recent studies show lung function growth in children is reduced with long term exposure to particulate matter. The elderly, people with pre-existing respiratory or cardiovascular disease, and children appear to be more susceptible to the effects of high levels of PM_{10} and $PM_{2.5}$.
Volatile Organic Compounds (VOC)	VOCs are hydrocarbon compounds (any compound containing various combinations of hydrogen and carbon atoms) that exist in the ambient air. VOCs contribute to the formation of smog through atmospheric photochemical reactions and/or may be toxic. Compounds of carbon (also known as organic	Organic chemicals are widely used as ingredients in household products. Paints, varnishes and wax all contain organic solvents, as do many cleaning, disinfecting,	Breathing VOCs can irritate the eyes, nose and throat, can cause difficulty breathing and nausea, and can damage the central nervous system as well as other organs. Some VOCs can cause cancer. Not all VOCs have all these health

Criteria Pollutant	Description	Sources	Health Effects
	compounds) have different levels of reactivity; that is, they do not react at the same speed or do not form ozone to the same extent when exposed to photochemical processes. VOCs often have an odor, and some examples include gasoline, alcohol, and the solvents used in paints. Exceptions to the VOC designation include carbon monoxide, carbon dioxide, carbonic acid, metallic carbides or carbonates, and ammonium carbonate. VOCs are a criteria pollutant since they are a precursor to O_3, which is a criteria pollutant. The terms VOC and ROG (see below) interchangeably.	cosmetic, degreasing and hobby products. Fuels are made up of organic chemicals. All of these products can release organic compounds while you are using them, and, to some degree, when they are stored.	effects, though many have several.
ROG	Similar to VOC, ROGs are also precursors in forming ozone and consist of compounds containing methane, ethane, propane, butane, and longer chain hydrocarbons, which are typically the result of some type of combustion/decomposition process. Smog is formed when ROG and nitrogen oxides react in the presence of sunlight. ROGs are a criteria pollutant since they are a precursor to O_3, which is a criteria pollutant. The terms ROG and VOC (see previous) interchangeably.	Sources similar to VOCs.	Health effects similar to VOCs.
Lead (Pb)	Lead is a heavy metal that is highly persistent in the environment and is considered a criteria pollutant. In the past, the primary source of lead in the air was emissions from vehicles burning leaded gasoline. The major sources of lead emissions are ore and metals processing, particularly lead smelters, and piston-engine aircraft operating on leaded aviation gasoline. Other stationary sources include	Metal smelters, resource recovery, leaded gasoline, deterioration of lead paint.	Fetuses, infants, and children are more sensitive than others to the adverse effects of Pb exposure. Exposure to low levels of Pb can adversely affect the development and function of the central nervous system, leading to learning disorders, distractibility, inability to follow simple commands, and lower intelligence quotient. In adults, increased Pb levels are

Criteria Pollutant	Description	Sources	Health Effects
	waste incinerators, utilities, and lead-acid battery manufacturers. It should be noted that the Project does not include operational activities such as metal processing or lead acid battery manufacturing. As such, the Project is not anticipated to generate a quantifiable amount of lead emissions.		associated with increased blood pressure. Pb poisoning can cause anemia, lethargy, seizures, and death; although it appears that there are no direct effects of Pb on the respiratory system. Pb can be stored in the bone from early age environmental exposure, and elevated blood Pb levels can occur due to breakdown of bone tissue during pregnancy, hyperthyroidism (increased secretion of hormones from the thyroid gland) and osteoporosis (breakdown of bony tissue). Fetuses and breast-fed babies can be exposed to higher levels of Pb because of previous environmental Pb exposure of their mothers.
Odor	Odor means the perception experienced by a person when one or more chemical substances in the air come into contact with the human olfactory nerves.	Odors can come from many sources including animals, human activities, industry, natures, and vehicles.	Offensive odors can potentially affect human health in several ways. First, odorant compounds can irritate the eye, nose, and throat, which can reduce respiratory volume. Second, studies have shown that the VOCs that cause odors can stimulate sensory nerves to cause neurochemical changes that might influence health, for instance, by compromising the immune system. Finally, unpleasant odors can trigger memories or attitudes linked to unpleasant odors, causing cognitive and emotional effects such as stress.

2.5 EXISTING AIR QUALITY

Existing air quality is measured at established SCAQMD air quality monitoring stations. Monitored air quality is evaluated in the context of ambient air quality standards. These standards are the levels of air quality that are considered safe, with an adequate margin of safety, to protect the public health and welfare. National Ambient Air Quality Standards (NAAQS) and California Ambient Air Quality Standards (CAAQS) currently in effect are shown in Table 2-2 (8).

The determination of whether a region's air quality is healthful or unhealthful is determined by comparing contaminant levels in ambient air samples to the state and federal standards. At the time of this AQIA, the most recent state and federal standards were updated by CARB on May ,4 2016 and are presented in Table 2-2. The air quality in a region is considered to be in attainment by the state if the measured ambient air pollutant levels for O_3, CO (except 8-hour Lake Tahoe), SO_2 (1 and 24 hour), NO_2, PM_{10}, and $PM_{2.5}$ are not to be exceeded. All others are not to be equaled or exceeded. It should be noted that the three-year period is presented for informational purposes and is not the basis for how the State assigns attainment status. Attainment status for a pollutant means that the Air District meets the standards set by the EPA or the California EPA. Conversely, nonattainment means that an area has monitored air quality that does not meet the NAAQS or CAAQS standards. In order to improve air quality in nonattainment areas, a State Implementation Plan (SIP) is drafted. The SIP outlines the measures that the state will take to improve air quality. Once nonattainment areas meet the standards and additional redesignation requirements, the EPA will designate the area as a maintenance area (9).

TABLE 2-2: AMBIENT AIR QUALITY STANDARDS (1 OF 2)

Ambient Air Quality Standards						
Pollutant	Averaging Time	California Standards [1]		National Standards [2]		
		Concentration [3]	Method [4]	Primary [3,5]	Secondary [3,6]	Method [7]
Ozone (O_3)[8]	1 Hour	0.09 ppm (180 µg/m^3)	Ultraviolet Photometry	—	Same as Primary Standard	Ultraviolet Photometry
	8 Hour	0.070 ppm (137 µg/m^3)		0.070 ppm (137 µg/m^3)		
Respirable Particulate Matter (PM10)[9]	24 Hour	50 µg/m^3	Gravimetric or Beta Attenuation	150 µg/m^3	Same as Primary Standard	Inertial Separation and Gravimetric Analysis
	Annual Arithmetic Mean	20 µg/m^3		—		
Fine Particulate Matter (PM2.5)[9]	24 Hour	—	—	35 µg/m^3	Same as Primary Standard	Inertial Separation and Gravimetric Analysis
	Annual Arithmetic Mean	12 µg/m^3	Gravimetric or Beta Attenuation	12.0 µg/m^3	15 µg/m^3	
Carbon Monoxide (CO)	1 Hour	20 ppm (23 mg/m^3)	Non-Dispersive Infrared Photometry (NDIR)	35 ppm (40 mg/m^3)	—	Non-Dispersive Infrared Photometry (NDIR)
	8 Hour	9.0 ppm (10 mg/m^3)		9 ppm (10 mg/m^3)	—	
	8 Hour (Lake Tahoe)	6 ppm (7 mg/m^3)		—	—	
Nitrogen Dioxide (NO_2)[10]	1 Hour	0.18 ppm (339 µg/m^3)	Gas Phase Chemiluminescence	100 ppb (188 µg/m^3)	—	Gas Phase Chemiluminescence
	Annual Arithmetic Mean	0.030 ppm (57 µg/m^3)		0.053 ppm (100 µg/m^3)	Same as Primary Standard	
Sulfur Dioxide (SO_2)[11]	1 Hour	0.25 ppm (655 µg/m^3)	Ultraviolet Fluorescence	75 ppb (196 µg/m^3)	—	Ultraviolet Flourescence; Spectrophotometry (Pararosaniline Method)
	3 Hour	—		—	0.5 ppm (1300 µg/m^3)	
	24 Hour	0.04 ppm (105 µg/m^3)		0.14 ppm (for certain areas)[11]	—	
	Annual Arithmetic Mean	—		0.030 ppm (for certain areas)[11]	—	
Lead[12,13]	30 Day Average	1.5 µg/m^3	Atomic Absorption	—	—	High Volume Sampler and Atomic Absorption
	Calendar Quarter	—		1.5 µg/m^3 (for certain areas)[12]	Same as Primary Standard	
	Rolling 3-Month Average	—		0.15 µg/m^3		
Visibility Reducing Particles[14]	8 Hour	See footnote 14	Beta Attenuation and Transmittance through Filter Tape	No National Standards		
Sulfates	24 Hour	25 µg/m^3	Ion Chromatography			
Hydrogen Sulfide	1 Hour	0.03 ppm (42 µg/m^3)	Ultraviolet Fluorescence			
Vinyl Chloride[12]	24 Hour	0.01 ppm (26 µg/m^3)	Gas Chromatography			

See footnotes on next page …

For more information please call ARB-PIO at (916) 322-2990 **California Air Resources Board (5/4/16)**

TABLE 2-2: AMBIENT AIR QUALITY STANDARDS (2 OF 2)

1. California standards for ozone, carbon monoxide (except 8-hour Lake Tahoe), sulfur dioxide (1 and 24 hour), nitrogen dioxide, and particulate matter (PM10, PM2.5, and visibility reducing particles), are values that are not to be exceeded. All others are not to be equaled or exceeded. California ambient air quality standards are listed in the Table of Standards in Section 70200 of Title 17 of the California Code of Regulations.
2. National standards (other than ozone, particulate matter, and those based on annual arithmetic mean) are not to be exceeded more than once a year. The ozone standard is attained when the fourth highest 8-hour concentration measured at each site in a year, averaged over three years, is equal to or less than the standard. For PM10, the 24 hour standard is attained when the expected number of days per calendar year with a 24-hour average concentration above 150 $\mu g/m^3$ is equal to or less than one. For PM2.5, the 24 hour standard is attained when 98 percent of the daily concentrations, averaged over three years, are equal to or less than the standard. Contact the U.S. EPA for further clarification and current national policies.
3. Concentration expressed first in units in which it was promulgated. Equivalent units given in parentheses are based upon a reference temperature of 25°C and a reference pressure of 760 torr. Most measurements of air quality are to be corrected to a reference temperature of 25°C and a reference pressure of 760 torr; ppm in this table refers to ppm by volume, or micromoles of pollutant per mole of gas.
4. Any equivalent measurement method which can be shown to the satisfaction of the ARB to give equivalent results at or near the level of the air quality standard may be used.
5. National Primary Standards: The levels of air quality necessary, with an adequate margin of safety to protect the public health.
6. National Secondary Standards: The levels of air quality necessary to protect the public welfare from any known or anticipated adverse effects of a pollutant.
7. Reference method as described by the U.S. EPA. An "equivalent method" of measurement may be used but must have a "consistent relationship to the reference method" and must be approved by the U.S. EPA.
8. On October 1, 2015, the national 8-hour ozone primary and secondary standards were lowered from 0.075 to 0.070 ppm.
9. On December 14, 2012, the national annual PM2.5 primary standard was lowered from 15 $\mu g/m^3$ to 12.0 $\mu g/m^3$. The existing national 24-hour PM2.5 standards (primary and secondary) were retained at 35 $\mu g/m^3$, as was the annual secondary standard of 15 $\mu g/m^3$. The existing 24-hour PM10 standards (primary and secondary) of 150 $\mu g/m^3$ also were retained. The form of the annual primary and secondary standards is the annual mean, averaged over 3 years.
10. To attain the 1-hour national standard, the 3-year average of the annual 98th percentile of the 1-hour daily maximum concentrations at each site must not exceed 100 ppb. Note that the national 1-hour standard is in units of parts per billion (ppb). California standards are in units of parts per million (ppm). To directly compare the national 1-hour standard to the California standards the units can be converted from ppb to ppm. In this case, the national standard of 100 ppb is identical to 0.100 ppm.
11. On June 2, 2010, a new 1-hour SO_2 standard was established and the existing 24-hour and annual primary standards were revoked. To attain the 1-hour national standard, the 3-year average of the annual 99th percentile of the 1-hour daily maximum concentrations at each site must not exceed 75 ppb. The 1971 SO_2 national standards (24-hour and annual) remain in effect until one year after an area is designated for the 2010 standard, except that in areas designated nonattainment for the 1971 standards, the 1971 standards remain in effect until implementation plans to attain or maintain the 2010 standards are approved.

    Note that the 1-hour national standard is in units of parts per billion (ppb). California standards are in units of parts per million (ppm). To directly compare the 1-hour national standard to the California standard the units can be converted to ppm. In this case, the national standard of 75 ppb is identical to 0.075 ppm.
12. The ARB has identified lead and vinyl chloride as 'toxic air contaminants' with no threshold level of exposure for adverse health effects determined. These actions allow for the implementation of control measures at levels below the ambient concentrations specified for these pollutants.
13. The national standard for lead was revised on October 15, 2008 to a rolling 3-month average. The 1978 lead standard (1.5 $\mu g/m^3$ as a quarterly average) remains in effect until one year after an area is designated for the 2008 standard, except that in areas designated nonattainment for the 1978 standard, the 1978 standard remains in effect until implementation plans to attain or maintain the 2008 standard are approved.
14. In 1989, the ARB converted both the general statewide 10-mile visibility standard and the Lake Tahoe 30-mile visibility standard to instrumental equivalents, which are "extinction of 0.23 per kilometer" and "extinction of 0.07 per kilometer" for the statewide and Lake Tahoe Air Basin standards, respectively.

For more information please call ARB-PIO at (916) 322-2990 **California Air Resources Board (5/4/16)**

2.6 REGIONAL AIR QUALITY

Air pollution contributes to a wide variety of adverse health effects. The EPA has established national ambient air quality standards (NAAQS) for six of the most common air pollutants: carbon monoxide, lead, ozone, particulate matter, nitrogen dioxide, and sulfur dioxide which are known as criteria pollutants. The SCAQMD monitors levels of various criteria pollutants at 37 permanent monitoring stations and 5 single-pollutant source Lead (Pb) air monitoring sites throughout the air district (10). On February 21, 2019, ARB posted the 2018 amendments to the state and national area designations. See Table 2-3 for attainment designations for the SCAB (11). Appendix 2.1 provides geographic representation of the state and federal attainment status for applicable criteria pollutants within the SCAB.

TABLE 2-3: ATTAINMENT STATUS OF CRITERIA POLLUTANTS IN THE SCAB

Criteria Pollutant	State Designation	Federal Designation
O_3 – 1-hour standard	Nonattainment	--
O_3 – 8-hour standard	Nonattainment	Nonattainment
PM_{10}	Nonattainment	Attainment
$PM_{2.5}$	Nonattainment	Nonattainment
CO	Attainment	Unclassifiable/Attainment
NO_2	Attainment	Unclassifiable/Attainment
SO_2	Unclassifiable/Attainment	Unclassifiable/Attainment
Pb[1]	Attainment	Unclassifiable/Attainment

Note: See Appendix 2.1 for a detailed map of State/National Area Designations within the SCAB
"-" = The national 1-hour O_3 standard was revoked effective June 15, 2005.

2.7 LOCAL AIR QUALITY

The Project site is located within the Source Receptor Area (SRA) 34. Within SRA 34, the SCAQMD Central San Bernardino Valley monitoring station is located 4.21 miles northwest of the Project site and is the nearest long-term air quality monitoring site for O_3, CO, NO_2, PM_{10}, and $PM_{2.5}$.

The most recent three (3) years of data available is shown on Table 2-4 and identifies the number of days ambient air quality standards were exceeded for the study area, which is considered to be representative of the local air quality at the Project site. Data for O_3, CO, NO_2, PM_{10}, and $PM_{2.5}$ for 2016 through 2018 was obtained from the SCAQMD Air Quality Data Tables (12). Additionally, data for SO_2 has been omitted as attainment is regularly met in the SCAB and few monitoring stations measure SO_2 concentrations.

[1] The Federal nonattainment designation for lead is only applicable towards the Los Angeles County portion of the SCAB.

TABLE 2-4: PROJECT AREA AIR QUALITY MONITORING SUMMARY 2016-2018

POLLUTANT	STANDARD	YEAR		
		2016	2017	2018
O_3				
Maximum Federal 1-Hour Concentration (ppm)		0.139	0.137	0.141
Maximum Federal 8-Hour Concentration (ppm)		0.105	0.118	0.111
Number of Days Exceeding Federal 1-Hour Standard	>0.07 ppm	3	2	7
Number of Days Exceeding State 1-Hour Standard	> 0.09 ppm	34	49	38
Number of Days Exceeding Federal 8-Hour Standard	> 0.070 ppm	49	33	69
Number of Days Exceeding State 8-Hour Standard	> 0.070 ppm	52	49	69
CO				
Maximum Federal 1-Hour Concentration	> 35 ppm	1.7	1.6	1.9
Maximum Federal 8-Hour Concentration	> 20 ppm	1.0	1.3	1.1
NO_2				
Maximum Federal 1-Hour Concentration	> 0.100 ppm	0.07	0.07	0.06
Annual Federal Standard Design Value		0.02	0.02	0.02
PM_{10}				
Maximum Federal 24-Hour Concentration (µg/m^3)	> 150 µg/m^3	94.0	75.0	64.0
Annual Federal Arithmetic Mean (µg/m^3)		38.1	39.3	34.1
Number of Days Exceeding Federal 24-Hour Standard	> 150 µg/m^3	0	0	0
Number of Days Exceeding State 24-Hour Standard	> 50 µg/m^3	15	7	9
$PM_{2.5}$				
Maximum Federal 24-Hour Concentration (µg/m^3)	> 35 µg/m^3	30.45	39.20	29.20
Annual Federal Arithmetic Mean (µg/m^3)	> 12 µg/m^3	12.04	12.04	11.13
Number of Days Exceeding Federal 24-Hour Standard	> 35 µg/m^3	0	1	0

Source: Data for O_3, CO, NO_2, PM_{10}, and $PM_{2.5}$ was obtained from SCAQMD Air Quality Data Tables.
Note: µg/m^3 – microgram per cubic meter
ppm = parts per million
-- = data not available

2.8 REGULATORY BACKGROUND

2.8.1 FEDERAL REGULATIONS

The EPA is responsible for setting and enforcing the NAAQS for O_3, CO, NO_x, SO_2, PM_{10}, and Pb (13). The EPA has jurisdiction over emissions sources that are under the authority of the federal government including aircraft, locomotives, and emissions sources outside state waters (Outer Continental Shelf). The EPA also establishes emission standards for vehicles sold in states other than California. Automobiles sold in California must meet the stricter emission requirements of the CARB.

The Federal Clean Air Act (CAA) was first enacted in 1955 and has been amended numerous times in subsequent years (1963, 1965, 1967, 1970, 1977, and 1990). The CAA establishes the federal air quality standards, the NAAQS, and specifies future dates for achieving compliance (14). The CAA also mandates that states submit and implement SIPs for local areas not meeting these standards. These plans must include pollution control measures that demonstrate how the standards will be met.

The 1990 amendments to the CAA that identify specific emission reduction goals for areas not meeting the NAAQS require a demonstration of reasonable further progress toward attainment and incorporate additional sanctions for failure to attain or to meet interim milestones. The sections of the CAA most directly applicable to the development of the Project site include Title I (Non-Attainment Provisions) and Title II (Mobile Source Provisions) (15) (16). Title I provisions were established with the goal of attaining the NAAQS for the following criteria pollutants O_3, NO_2, SO_2, PM_{10}, CO, $PM_{2.5}$, and Pb. The NAAQS were amended in July 1997 to include an additional standard for O_3 and to adopt a NAAQS for $PM_{2.5}$. Table 2-3 (previously presented) provides the NAAQS within the SCAB.

Mobile source emissions are regulated in accordance with Title II provisions. These provisions require the use of cleaner burning gasoline and other cleaner burning fuels such as methanol and natural gas. Automobile manufacturers are also required to reduce tailpipe emissions of hydrocarbons and NO_X. NO_X is a collective term that includes all forms of nitrogen oxides (NO, NO_2, NO_3) which are emitted as byproducts of the combustion process.

2.8.2 CALIFORNIA REGULATIONS

California Air Resource Board. The CARB, which became part of the CalEPA in 1991, is responsible for ensuring implementation of the California Clean Air Act (AB 2595), responding to the federal CAA, and for regulating emissions from consumer products and motor vehicles. AB 2595 mandates achievement of the maximum degree of emissions reductions possible from vehicular and other mobile sources in order to attain the state ambient air quality standards by the earliest practical date. The CARB established the CAAQS for all pollutants for which the federal government has NAAQS and, in addition, establishes standards for sulfates, visibility, hydrogen sulfide, and vinyl chloride. However, at this time, hydrogen sulfide and vinyl chloride are not measured at any monitoring stations in the SCAB because they are not considered to be a regional air quality problem. Generally, the CAAQS are more stringent than the NAAQS (17) (13).

Local air quality management districts, such as the SCAQMD, regulate air emissions from stationary sources such as commercial and industrial facilities. All air pollution control districts have been formally designated as attainment or non-attainment for each CAAQS.

Serious non-attainment areas are required to prepare air quality management plans that include specified emission reduction strategies in an effort to meet clean air goals. These plans are required to include:

- Application of Best Available Retrofit Control Technology to existing sources;
- Developing control programs for area sources (e.g., architectural coatings and solvents) and indirect sources (e.g. motor vehicle use generated by residential and commercial development);

- A District permitting system designed to allow no net increase in emissions from any new or modified permitted sources of emissions;
- Implementing reasonably available transportation control measures and assuring a substantial reduction in growth rate of vehicle trips and miles traveled;
- Significant use of low emissions vehicles by fleet operators;
- Sufficient control strategies to achieve a five percent or more annual reduction in emissions or 15 percent or more in a period of three years for ROGs, NO_X, CO and PM_{10}. However, air basins may use alternative emission reduction strategy that achieves a reduction of less than five percent per year under certain circumstances.

Title 24 Energy Efficiency Standards and California Green Building Standards. CCR Title 24 Part 6: California's Energy Efficiency Standards for Residential and Nonresidential Buildings, was first adopted in 1978 in response to a legislative mandate to reduce California's energy consumption. The standards are updated periodically to allow consideration and possible incorporation of new energy efficient technologies and methods. Energy efficient buildings require less electricity; therefore, increased energy efficiency reduces fossil fuel consumption and decreases greenhouse gas (GHG) emissions. The 2019 version of Title 24 was adopted by the California Energy Commission (CEC) and will become effective on January 1, 2020. It should be noted that the analysis herein assumes compliance with the 2019 Title 24 Standards.

The CEC indicates that the 2019 Title 24 standards will require solar photovoltaic systems for new homes, establish requirements for newly constructed healthcare facilities, encourage demand responsive technologies for residential buildings, update indoor and outdoor lighting for nonresidential buildings. The CEC anticipates that single-family homes built with the 2019 standards will use approximately 7 percent less energy compared to the residential homes built under the 2016 standards. Additionally, after implementation of solar photovoltaic systems, homes built under the 2019 standards will about 53 percent less energy than homes built under the 2016 standards. Nonresidential buildings will use approximately 30 percent less energy due to lighting upgrades (18).

California Code of Regulations, Title 24, Part 11: California Green Building Standards Code (CALGreen) is a comprehensive and uniform regulatory code for all residential, commercial, and school buildings that went in effect on January 1, 2011, and is administered by the California Building Standards Commission. CALGreen is updated on a regular basis, with the most recent approved update consisting of the 2019 California Green Building Code Standards that will be effective January 1, 2020. Local jurisdictions are permitted to adopt more stringent requirements, as state law provides methods for local enhancements. CALGreen recognizes that many jurisdictions have developed existing construction and demolition ordinances and defers to them as the ruling guidance provided, they establish a minimum 65 percent diversion requirement. The code also provides exemptions for areas not served by construction and demolition recycling infrastructure. The State Building Code provides the minimum standard that buildings must meet in order to be certified for occupancy, which is generally enforced by the local building official. 2019 CALGreen standards are applicable to the Project and require (19):

- Short-term bicycle parking. If the new project or an additional alteration is anticipated to generate visitor traffic, provide permanently anchored bicycle racks within 200 feet of the visitors' entrance, readily visible to passers-by, for 5 percent of new visitor motorized vehicle parking spaces being added, with a minimum of one two-bike capacity rack (5.106.4.1.1).
- Long-term bicycle parking. For new buildings with tenant spaces that have 10 or more tenant-occupants, provide secure bicycle parking for 5 percent of the tenant-occupant vehicular parking spaces with a minimum of one bicycle parking facility (5.106.4.1.2).
- Designated parking. In new projects or additions to alterations that add 10 or more vehicular parking spaces, provide designated parking for any combination of low-emitting, fuel-efficient and carpool/van pool vehicles as shown in Table 5.106.5.2 (5.106.5.2).
- Construction waste management. Recycle and/or salvage for reuse a minimum of 65 percent of the nonhazardous construction and demolition waste in accordance with Section 5.408.1.1. 5.405.1.2, or 5.408.1.3; or meet a local construction and demolition waste management ordinance, whichever is more stringent (5.408.1).
- Excavated soil and land clearing debris. 100 percent of trees, stumps, rocks and associated vegetation and soils resulting primarily from land clearing shall be reused or recycled. For a phase project, such material may be stockpiled on site until the storage site is developed (5.408.3).
- Recycling by Occupants. Provide readily accessible areas that serve the entire building and are identified for the depositing, storage and collection of non-hazardous materials for recycling, including (at a minimum) paper, corrugated cardboard, glass, plastics, organic waste, and metals or meet a lawfully enacted local recycling ordinance, if more restrictive (5.410.1).
- Water conserving plumbing fixtures and fittings. Plumbing fixtures (water closets and urinals) and fittings (faucets and showerheads) shall comply with the following:
    - Water Closets. The effective flush volume of all water closets shall not exceed 1.28 gallons per flush (5.303.3.1)
    - Urinals. The effective flush volume of wall-mounted urinals shall not exceed 0.125 gallons per flush (5.303.3.2.1). The effective flush volume of floor-mounted or other urinals shall not exceed 0.5 gallons per flush (5.303.3.2.2).
    - Showerheads. Single showerheads shall have a minimum flow rate of not more than 1.8 gallons per minute and 80 psi (5.303.3.3.1). When a shower is served by more than one showerhead, the combine flow rate of all showerheads and/or other shower outlets controlled by a single valve shall not exceed 1.8 gallons per minute at 80 psi (5.303.3.3.2).
    - Faucets and fountains. Nonresidential lavatory faucets shall have a maximum flow rate of note more than 0.5 gallons per minute at 60 psi (5.303.3.4.1). Kitchen faucets shall have a maximum flow rate of not more than 1.8 gallons per minute of 60 psi (5.303.3.4.2). Wash fountains shall have a maximum flow rate of not more than 1.8 gallons per minute (5.303.3.4.3). Metering faucets shall not deliver more than 0.20 gallons per cycle (5.303.3.4.4). Metering faucets for wash fountains shall have a maximum flow rate not more than 0.20 gallons per cycle (5.303.3.4.5).
- Outdoor portable water use in landscaped areas. Nonresidential developments shall comply with a local water efficient landscape ordinance or the current California Department of Water Resources' Model Water Efficient (MWELO), whichever is more stringent (5.304.1).
- Water meters. Separate submeters or metering devices shall be installed for new buildings or additions in excess of 50,000 sf or for excess consumption where any tenant within a new building

or within an addition that is project to consume more than 1,000 gal/day (5.303.1.1 and 5.303.1.2).

- Outdoor water use in rehabilitated landscape projects equal or greater than 2,500 sf. Rehabilitated landscape projects with an aggregate landscape area equal to or greater than 2,500 sf requiring a building or landscape permit (5.304.3).
- Commissioning. For new buildings 10,000 sf and over, building commissioning shall be included in the design and construction processes of the building project to verify that the building systems and components meet the owner's or owner representative's project requirements (5.410.2).

2.8.4 AIR QUALITY MANAGEMENT PLANNING

Currently, the NAAQS and CAAQS are exceeded in most parts of the SCAB. In response, the SCAQMD has adopted a series of Air Quality Management Plans (AQMPs) to meet the state and federal ambient air quality standards (20). AQMPs are updated regularly in order to more effectively reduce emissions, accommodate growth, and to minimize any negative fiscal impacts of air pollution control on the economy. A detailed discussion on the AQMP and Project consistency with the AQMP is provided in Section 3.9.

2.9 REGIONAL AIR QUALITY IMPROVEMENT

The Project is within the jurisdiction of the SCAQMD. In 1976, California adopted the Lewis Air Quality Management Act which created SCAQMD from a voluntary association of air pollution control districts in Los Angeles, Orange, Riverside, and San Bernardino counties. The geographic area of which SCAQMD consists is known as the SCAB. SCAQMD develops comprehensive plans and regulatory programs for the region to attain federal standards by dates specified in federal law. The agency is also responsible for meeting state standards by the earliest date achievable, using reasonably available control measures.

SCAQMD rule development through the 1970s and 1980s resulted in dramatic improvement in SCAB air quality. Nearly all control programs developed through the early 1990s relied on (i) the development and application of cleaner technology; (ii) add-on emission controls, and (iii) uniform CEQA review throughout the SCAB. Industrial emission sources have been significantly reduced by this approach and vehicular emissions have been reduced by technologies implemented at the state level by CARB.

As discussed above, the SCAQMD is the lead agency charged with regulating air quality emission reductions for the entire SCAB. SCAQMD created AQMPs which represent a regional blueprint for achieving healthful air on behalf of the 16 million residents of the SCAB. The 2012 AQMP states, "the remarkable historical improvement in air quality since the 1970's is the direct result of Southern California's comprehensive, multiyear strategy of reducing air pollution from all sources as outlined in its AQMPs," (21).

Emissions of O_3, NO_X, VOC, and CO have been decreasing in the SCAB since 1975 and are projected to continue to decrease through 2020 (22). These decreases result primarily from motor vehicle controls and reductions in evaporative emissions. Although vehicle miles traveled in the SCAB continue to increase, NO_X and VOC levels are decreasing because of the mandated controls on motor vehicles and the replacement of older polluting vehicles with lower-emitting

vehicles. NO_X emissions from electric utilities have also decreased due to use of cleaner fuels and renewable energy. O_3 contour maps show that the number of days exceeding the 8-hour NAAQS has decreased between 1997 and 2007. In the 2007 period, there was an overall decrease in exceedance days compared with the 1997 period. O_3 levels in the SCAB have decreased substantially over the last 30 years as shown in Table 2-5 (23). Today, the maximum measured concentrations are approximately one-third of concentrations within the late 70's.

TABLE 2-5: SCAB O_3 TREND

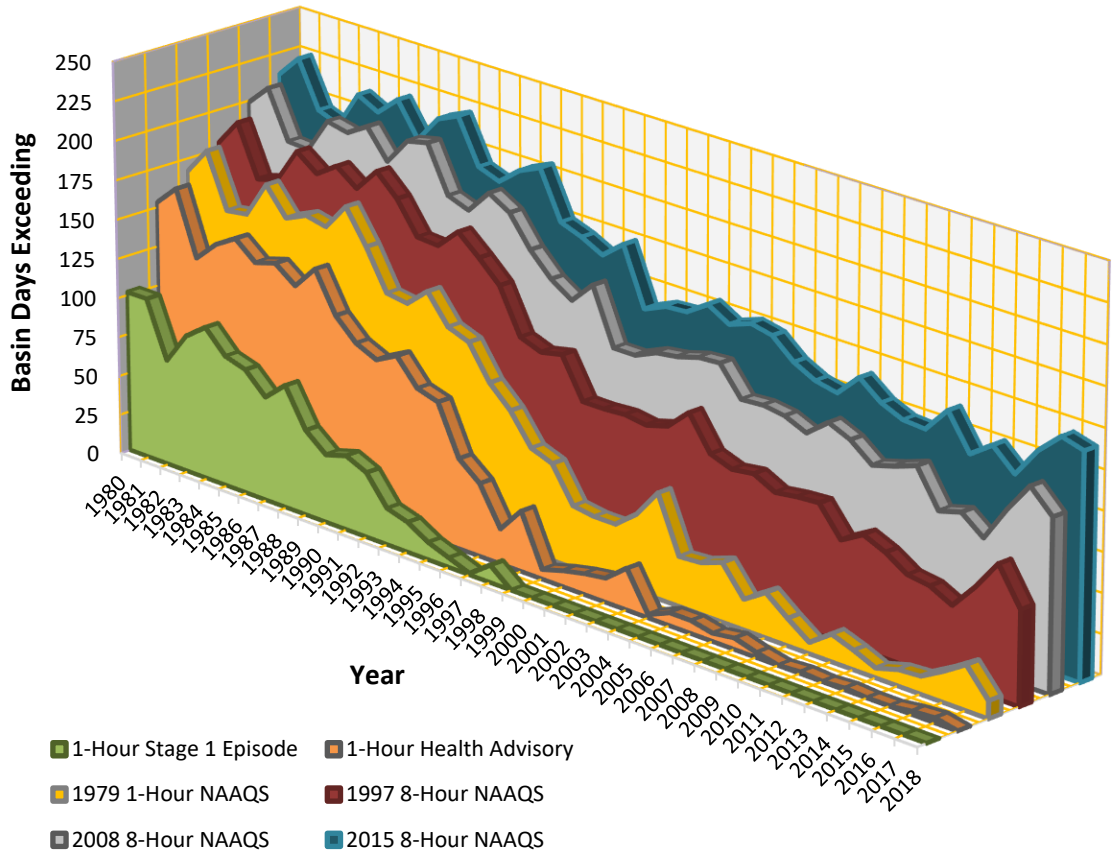

Source: SCAQMD

The overall trends of PM_{10} and $PM_{2.5}$ levels in the air (not emissions) show an overall improvement since 1975. Direct emissions of PM_{10} have remained somewhat constant in the SCAB and direct emissions of $PM_{2.5}$ have decreased slightly since 1975. Area wide sources (fugitive dust from roads, dust from construction and demolition, and other sources) contribute the greatest amount of direct particulate matter emissions.

As with other pollutants, the most recent PM_{10} statistics show an overall improvement as illustrated in Tables 2-6 and 2-7. During the period for which data are available, the 24-hour national annual average concentration for PM_{10} decreased by approximately 48 percent, from 103.7 µg/m³ in 1988 to 53.5 µg/m³ in 2018 (24). Although the values are below the federal

standard, it should be noted that there are days within the year where the concentrations will exceed the threshold. The 24-hour state annual average for emissions for PM_{10}, have decreased by approximately 53 percent since 1988 (24). Although data in the late 1990's show some variability, this is probably due to the advances in meteorological science rather than a change in emissions. Similar to the ambient concentrations, the calculated number of days above the 24-hour PM_{10} standards has also shown an overall drop.

TABLE 2-6: SCAB AVERAGE 24-HOUR CONCENTRATION PM_{10} TREND (BASED ON FEDERAL STANDARD)[1]

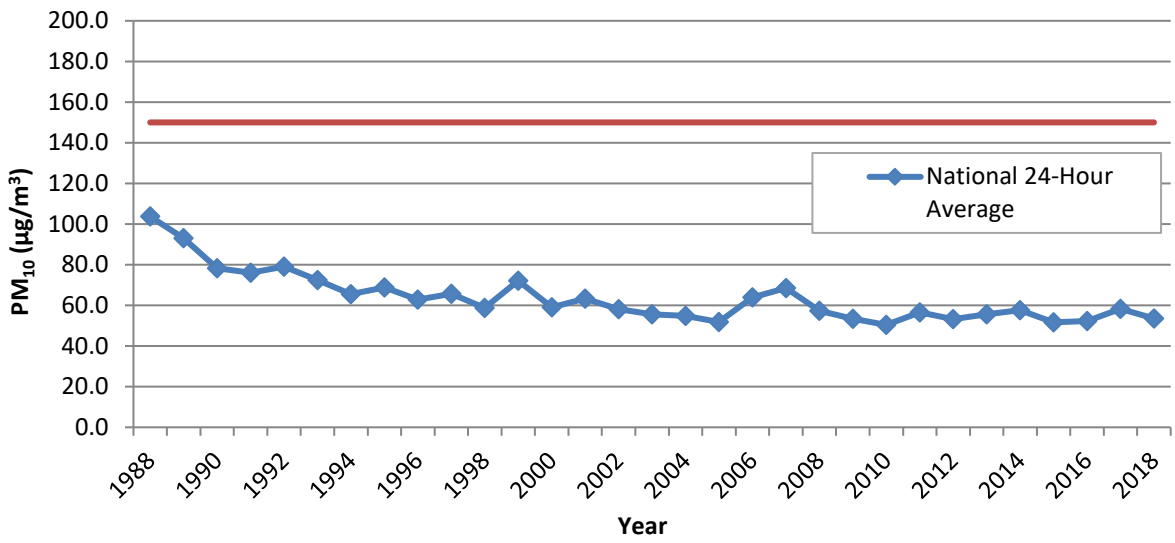

Source: CARB

[1] Some year have been omitted from the table as insufficient data (or no) data has been reported. Years with reported value of "0" have also been omitted.

TABLE 2-7: SCAB ANNUAL AVERAGE CONCENTRATION PM_{10} TREND (BASED ON STATE STANDARD)[1]

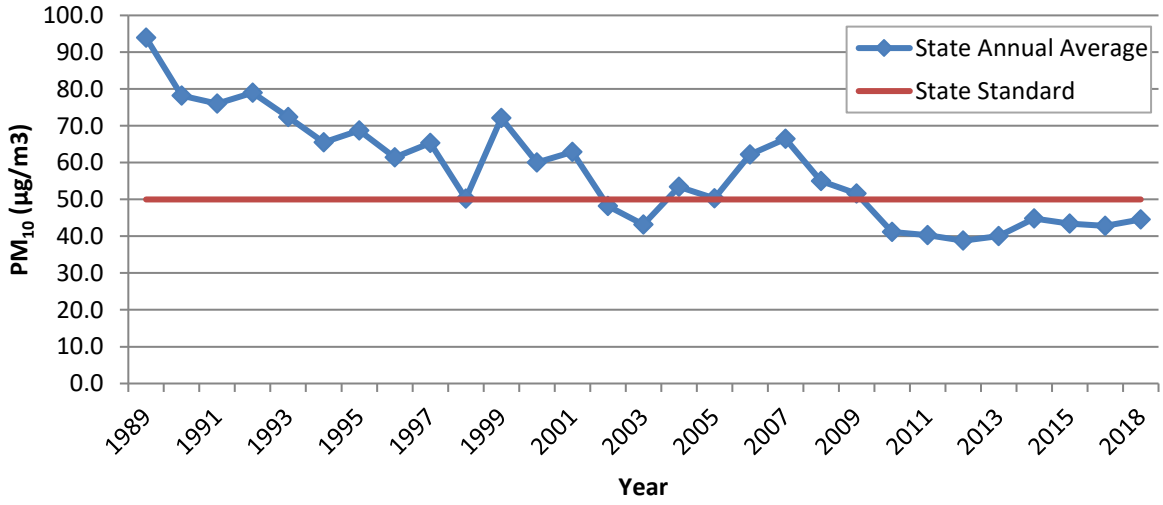

Source: CARB

[1] Some year have been omitted from the table as insufficient data (or no) data has been reported. Years with reported value of "0" have also been omitted.

Tables 2-8 and 2-9 shows the most recent 24-hour average $PM_{2.5}$ concentrations in the SCAB from 1999 through 2018. Overall, the national and state annual average concentrations have decreased by almost 52 percent and 33 percent respectively (24). It should be noted that the SCAB is currently designated as nonattainment for the state and federal $PM_{2.5}$ standards.

TABLE 2-8: SCAB 24-HOUR AVERAGE CONCENTRATION $PM_{2.5}$ TREND (BASED ON FEDERAL STANDARD)[1]

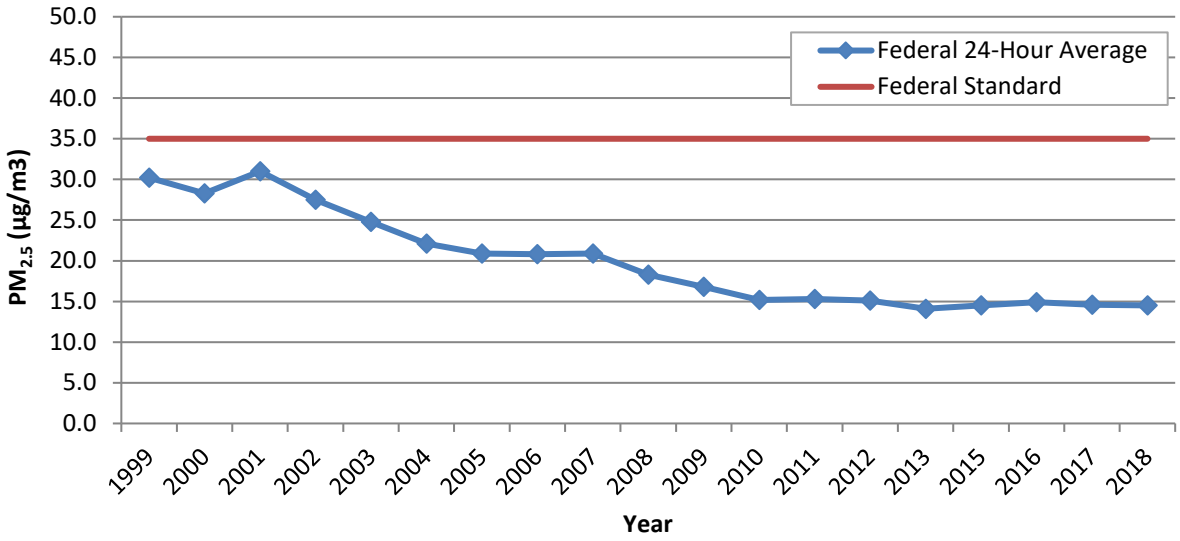

Source: CARB

[1] Some year have been omitted from the table as insufficient data (or no) data has been reported. Years with reported value of "0" have also been omitted.

TABLE 2-9: SCAB ANNUAL AVERAGE CONCENTRATION $PM_{2.5}$ TREND (BASED ON STATE STANDARD)[1]

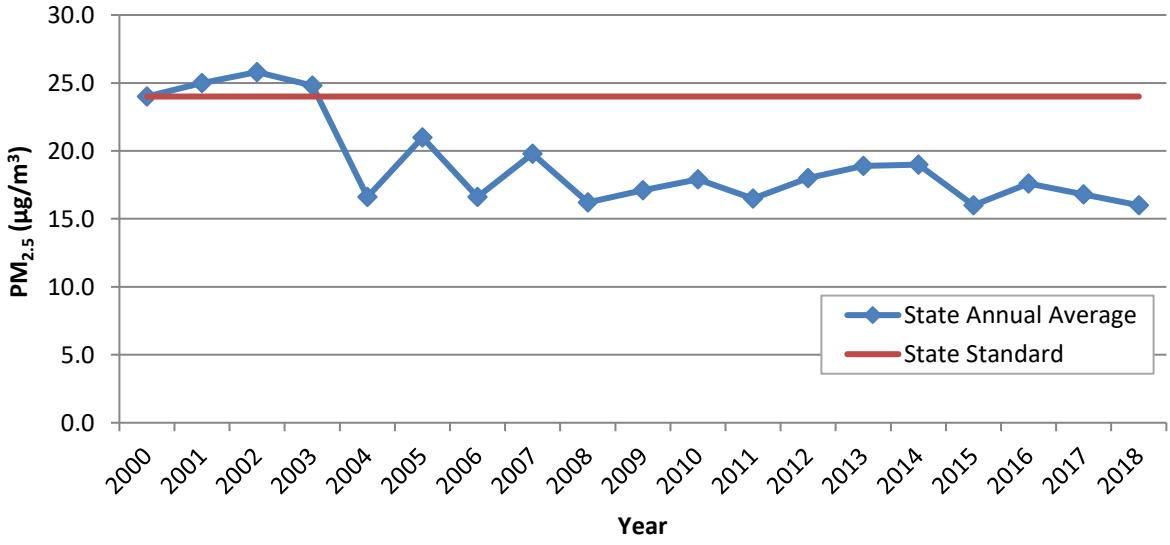

Source: CARB

[1] Some year have been omitted from the table as insufficient data (or no) data has been reported. Years with reported value of "0" have also been omitted.

While the 2012 AQMP PM_{10} attainment demonstration and the 2015 associated supplemental SIP submission indicated that attainment of the 24-hour standard was predicted to occur by the end of 2015, it could not anticipate the effect of the ongoing drought on the measured $PM_{2.5}$.

The 2006 to 2010 base period used for the 2012 attainment demonstration had near-normal rainfall. While the trend of $PM_{2.5}$- equivalent emission reductions continued through 2015, the severe drought conditions contributed to the $PM_{2.5}$ increases observed after 2012. As a result of the disrupted progress toward attainment of the federal 24-hour $PM_{2.5}$ standard, SCAQMD submitted a request and the EPA approved, in January 2016, a "bump up" to the nonattainment classification from "moderate" to "serious," with a new attainment deadline as soon as practicable, but not beyond December 31, 2019.

In March 2017, the AQMD released the Final 2016 AQMP. The 2016 AQMP continues to evaluate current integrated strategies and control measures to meet the NAAQS, as well as, explore new and innovative methods to reach its goals. Some of these approaches include utilizing incentive programs, recognizing existing co-benefit programs from other sectors, and developing a strategy with fair-share reductions at the federal, state, and local levels (25). Similar to the 2012 AQMP, the 2016 AQMP incorporates scientific and technological information and planning assumptions, including the 2016 Regional Transportation Plan/Sustainable Communities Strategy (RTP/SCS) and updated emission inventory methodologies for various source categories (20).

The most recent CO concentrations in the SCAB are shown in Table 2-10 (24). CO concentrations in the SCAB have decreased markedly — a total decrease of more about 80 percent in the peak 8-hour concentration since 1986. It should be noted 2012 is the most recent year where 8-hour CO averages and related statistics are available in the SCAB. The number of exceedance days has also declined. The entire SCAB is now designated as attainment for both the state and national CO standards. Ongoing reductions from motor vehicle control programs should continue the downward trend in ambient CO concentrations.

Part of the control process of the SCAQMD's duty to greatly improve the air quality in the SCAB is the uniform CEQA review procedures required by SCAQMD's CEQA Handbook (26). The single threshold of significance used to assess Project direct and cumulative impacts has in fact "worked" as evidenced by the track record of the air quality in the SCAB dramatically improving over the course of the past decades. As stated by the SCAQMD, the District's thresholds of significance are based on factual and scientific data and are therefore appropriate thresholds of significance to use for this Project.

TABLE 2-10: SCAB 24-HOUR AVERAGE CONCENTRATION CO TREND[1]

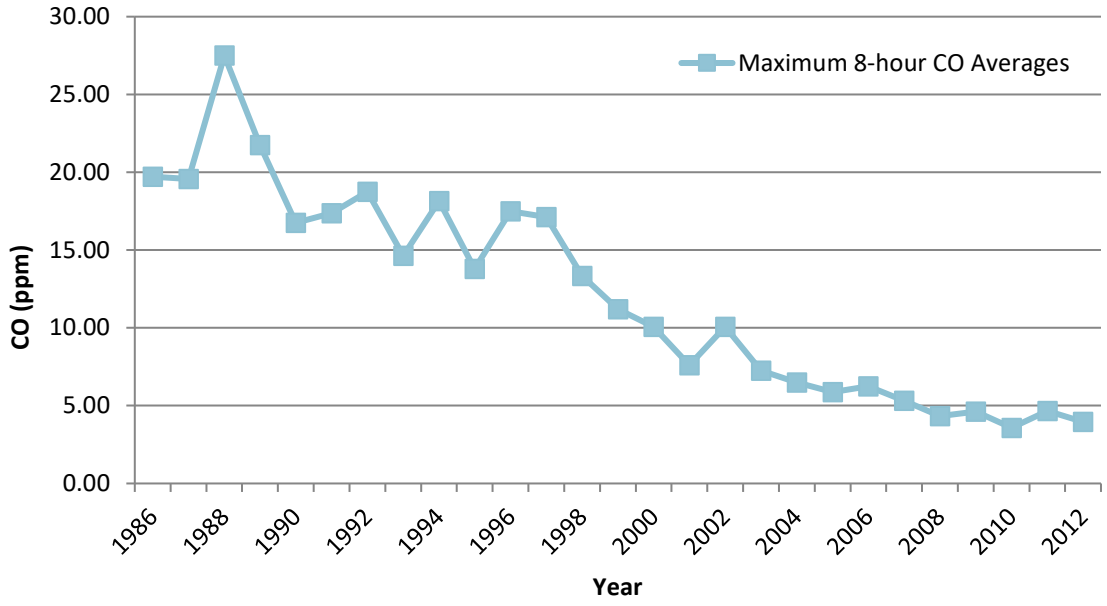

Source: CARB
[1] The most recent year where 8-hour concentration data is available is 2012.

The most recent NO_2 data for the SCAB is shown in Tables 2-11 and 2-12 (24). Over the last 50 years, NO_2 values have decreased significantly; the peak 1-hour national and state averages for 2018 is approximately 82 percent lower than what it was during 1963. The SCAB attained the State 1-hour NO_2 standard in 1994, bringing the entire state into attainment. A new state annual average standard of 0.030 parts per million was adopted by the ARB in February 2007 (27). The new standard is just barely exceeded in the SCAQMD. NO_2 is formed from NO_X emissions, which also contribute to O_3. As a result, the majority of the future emission control measures will be implemented as part of the overall ozone control strategy. Many of these control measures will target mobile sources, which account for more than three-quarters of California's NO_X emissions. These measures are expected to bring the SCAQMD into attainment of the state annual average standard.

TABLE 2-11: SCAB 1-HOUR AVERAGE CONCENTRATION NO_2 TREND (BASED ON FEDERAL STANDARD)

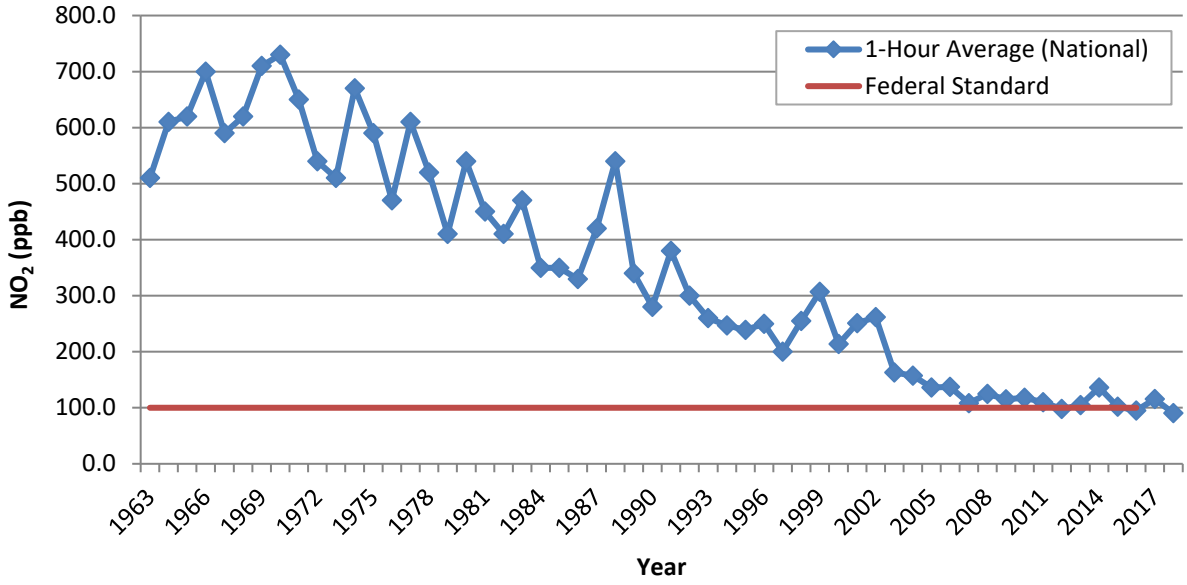

Source: CARB

TABLE 2-12: SCAB 1-HOUR AVERAGE CONCENTRATION NO_2 TREND (BASED ON STATE STANDARD)

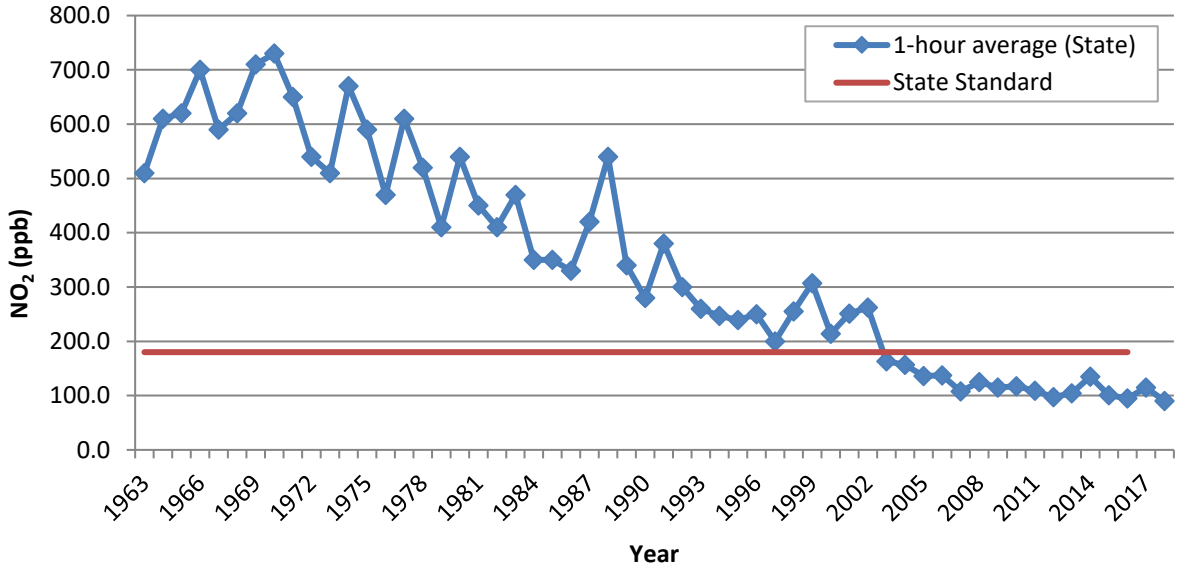

Source: CARB

The American Lung Association website includes data collected from state air quality monitors that are used to compile an annual State of the Air report. The latest State of the Air Report compiled for the SCAB was in 2018 (28). As noted in this report, air quality in the SCAB has significantly improved in terms of both pollution levels and high pollution days over the past three decades. The area's average number of high O_3 days dropped from 230 days in the initial 2000

State of the Air report (1996–1998) to 146 days in the 2018 report. The region has also seen dramatic reduction in particle pollution since the initial 2000 State of the Air report (28).

TOXIC AIR CONTAMINANTS (TACS) TRENDS

In 1984, as a result of public concern for exposure to airborne carcinogens, the CARB adopted regulations to reduce the amount of air toxic contaminant emissions resulting from mobile and area sources, such as cars, trucks, stationary products, and consumer products. According to the *Ambient and Emission Trends of Toxic Air Contaminants in California* journal article (29) which was prepared for CARB, results show that between 1990-2012, ambient concentration and emission trends for the seven TACs responsible for most of the known cancer risk associated with airborne exposure in California have declined significantly (between 1990 and 2012). The seven TACs studied include those that are derived from mobile sources: diesel particulate matter (DPM), benzene, and 1,3-butadiene; those that are derived from stationary sources: perchloroethylene and hexavalent chromium; and those derived from photochemical reactions of emitted VOCs: formaldehyde and acetaldehyde[2]. TACs data was gathered at monitoring sites from both the Bay Area and SCAB, as shown on Exhibit 2-A; Several of the sites in the SCAB include Reseda, Compton, Rubidoux, Burbank, and Fontana. The decline in ambient concentration and emission trends of these TACs are a result of various regulations CARB has implemented to address cancer risk.

EXHIBIT 2-A: CALIFORNIA TOXIC AIR CONTAMINANT SITES

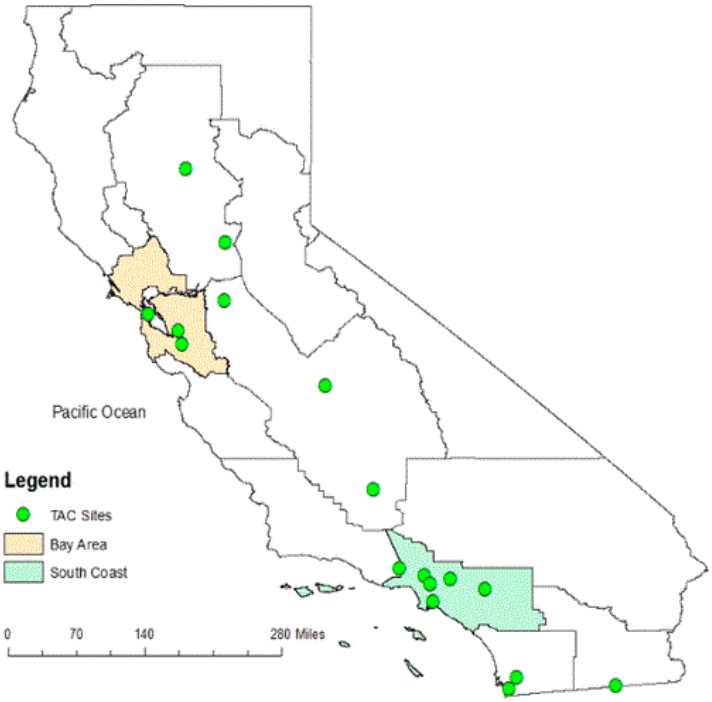

Source: CARB

[2] It should be noted that ambient DPM concentrations are not measured directly. Rather, a surrogate method using the coefficient of haze (COH) and elemental carbon (EC) is used to estimate DPM concentrations.

Mobile Source TACs

CARB introduced two programs that aimed at reducing mobile emissions for light and medium duty vehicles through vehicle emissions controls and cleaner fuel. In California, light-duty vehicles sold after 1996 are equipped with California's second-generation On-Board Diagnostic (OBD-II) system. The OBD II system monitors virtually every component that can affect the emission performance of the vehicle to ensure that the vehicle remains as clean as possible over its entire life and assists repair technicians in diagnosing and fixing problems with the computerized engine controls. If a problem is detected, the OBD II system illuminates a warning lamp on the vehicle instrument panel to alert the driver. This warning lamp typically contains the phrase Check Engine or Service Engine Soon. The system will also store important information about the detected malfunction so that a repair technician can accurately find and fix the problem. ARB has recently developed similar OBD requirements for heavy-duty vehicles over 14,000 lbs. CARB's phase II Reformulated Gasoline Regulation (RFG-2), adopted in 1996, also led to a reduction of mobile source emissions. Through such regulations, benzene levels declined 88% from 1990-2012. 1,3-Butadiene concentrations also declined 85% from 1990-2012 as a result of the use of reformulated gasoline and motor vehicle regulations (29).

In 2000, CARB's Diesel Risk Reduction Plan (DRRP) recommended the replacement and retrofit of diesel-fueled engines and the use of ultra-low-sulfur (<15ppm) diesel fuel. As a result of these measures, DPM concentrations have declined 68% since 2000, even though the state's population increased 31% and the amount of diesel vehicles miles traveled increased 81%, as shown on Exhibit 2-B. With the implementation of these diesel-related control regulations, ARB expects a DPM decline of 71% for 2000-2020.

EXHIBIT 2-B: DIESEL PARTICULATE MATTER AND DIESEL VEHICLE MILES TREND

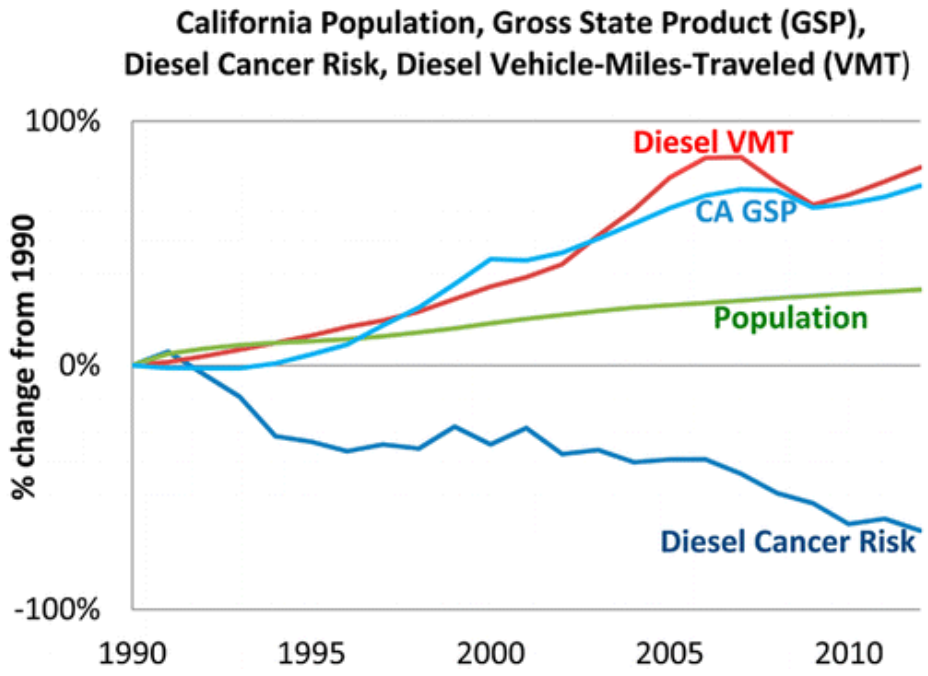

Source: CARB

DIESEL REGULATIONS

The CARB and the Ports of Los Angeles and Long Beach (POLA and POLB) have adopted several iterations of regulations for diesel trucks that are aimed at reducing diesel particulate matter (DPM). More specifically, the CARB Drayage Truck Regulation (30), the CARB statewide On-road Truck and Bus Regulation (31), and the Ports of Los Angeles and Long Beach "Clean Truck Program" (CTP) require accelerated implementation of "clean trucks" into the statewide truck fleet (32). In other words, older more polluting trucks will be replaced with newer, cleaner trucks as a function of these regulatory requirements.

Moreover, the average statewide DPM emissions for Heavy Duty Trucks (HDT), in terms of grams of DPM generated per mile traveled, will dramatically be reduced due to the aforementioned regulatory requirements.

Diesel emissions identified in this analysis would therefore overstate future DPM emissions since not all the regulatory requirements are reflected in the modeling.

CANCER RISK TRENDS

Based on information available from CARB, overall cancer risk throughout the SCAB has had a declining trend since 1990. In 1998, following an exhaustive 10-year scientific assessment process, the State of California Air Resources Board (CARB) identified particulate matter from diesel-fueled engines as a toxic air contaminant. The SCAQMD initiated a comprehensive urban toxic air pollution study called the Multiple Air Toxics Exposure Study (MATES-II). DPM accounts for more than 70 percent of the cancer risk.

In 2008 the SCAQMD prepared an update to the MATES-II study, referred to as MATES-III. MATES-III estimates the average excess cancer risk level from exposure to TACs is an approximately 17% decrease in comparison to the MATES-II study.

In 2015, the SCAQMD published an in-depth analysis of the toxic air contaminants and the resulting health risks for all of Southern California. The *Multiple Air Toxics Exposure Study in the SCAB, MATES IV,"* which shows that cancer risk has decreased less than 50% since MATES III (2005) (33).

MATES-IV study represents the baseline health risk for a cumulative analysis. MATES-IV calculated cancer risks based on monitoring data collected at ten fixed sites within the SCAB. None of the fixed monitoring sites are within the local area of the Project site. However, MATES-IV has extrapolated the excess cancer risk levels throughout the SCAB by modeling the specific grids. MATES-IV modeling predicted an excess cancer risk of 815.8 in one million for the Project area. DPM is included in this cancer risk along with all other TAC sources. DPM accounts for 68% of the total risk shown in MATES-IV. Cumulative Project generated TACs are limited to DPM.

In January 2018, as part of the overall effort to reduce air toxics exposure in the SCAB, SCAQMD began conducting the MATES V Program. MATES V field measurements will be conducted over a one-year period at ten fixed sites (the same sites selected for MATES III and IV) to assess trends in air toxics levels. MATES V will also include measurements of ultrafine particles (UFP) and black carbon (BC) concentrations, which can be compared to the UFP levels measured in MATES IV

(34). The final report for the MATES V study is currently expected to be available in Fall 2019, however no definitive date has been provided.

This page intentionally left blank

3 PROJECT AIR QUALITY IMPACT

3.1 INTRODUCTION

The Project has been evaluated to determine if it will violate an air quality standard or contribute to an existing or projected air quality violation. Additionally, the Project has been evaluated to determine if it will result in a cumulatively considerable net increase of a criteria pollutant for which the SCAB is non-attainment under an applicable federal or state ambient air quality standard. The significance of these potential impacts is described in the following section.

3.2 STANDARDS OF SIGNIFICANCE

The criteria used to determine the significance of potential Project-related air quality impacts are taken from the Initial Study Checklist in Appendix G of the State CEQA Guidelines (14 CCR §§15000, et seq.). Based on these thresholds, a project would result in a significant impact related to air quality if it would (35):

- Conflict with or obstruct implementation of the applicable air quality plan.
- Result in a cumulatively considerable net increase of any criteria pollutant for which the project region is in non-attainment under an applicable federal or state ambient air quality standard.
- Expose sensitive receptors to substantial pollutant concentrations.
- Result in other emissions (such as those leading to odors) adversely affecting a substantial number of people. affecting a substantial number of people.

The SCAQMD has also developed regional significance thresholds for other regulated pollutants, as summarized at Table 3-1 (36). The SCAQMD's CEQA Air Quality Significance Thresholds (March 2015) indicate that any projects in the SCAB with daily emissions that exceed any of the indicated thresholds should be considered as having an individually and cumulatively significant air quality impact.

TABLE 3-1: MAXIMUM DAILY REGIONAL EMISSIONS THRESHOLDS

Pollutant	Construction	Operations
Regional Thresholds		
NO_X	100 lbs/day	55 lbs/day
VOC	75 lbs/day	55 lbs/day
PM_{10}	150 lbs/day	150 lbs/day
$PM_{2.5}$	55 lbs/day	55 lbs/day
SO_X	150 lbs/day	150 lbs/day
CO	550 lbs/day	550 lbs/day
Pb	3 lbs/day	3 lbs/day

lbs/day = Pounds Per Day
Source: Regional Thresholds presented in this table are based on the SCAQMD Air Quality Significance Thresholds, March 2015

3.3 CALIFORNIA EMISSIONS ESTIMATOR MODEL™ EMPLOYED TO ANALYZE AIR QUALITY

Land uses such as the Project affect air quality through construction-source and operational-source emissions.

On October 17, 2017, the SCAQMD in conjunction with the California Air Pollution Control Officers Association (CAPCOA) and other California air districts, released the latest version of the California Emissions Estimator Model™ (CalEEMod) v2016.3.2. The purpose of this model is to calculate construction-source and operational-source criteria pollutant (VOCs, NO_X, SO_X, CO, PM_{10}, and $PM_{2.5}$) and greenhouse gas (GHG) emissions from direct and indirect sources; and quantify applicable air quality and GHG reductions achieved from mitigation measures (37). Accordingly, the latest version of CalEEMod has been used for this Project to determine construction and operational air quality emissions. CalEEMod defaults for mobile source emissions have been revised to reflect the latest EMFAC2017 emission rates published by CARB. Output from the model runs for both construction and operational activity are provided in Appendix 3.1 through 3.4.

3.3.1 LAND USES MODELED IN CALEEMOD

The Project is located on a 47.50-acre parcel. As per information provided by the Project applicant, the Project is proposed to consist of 1,118,460 square feet across three buildings (894,768 square feet of warehousing (80% of the total square footage) and 223,692 square feet of high-cube cold storage warehouse use (20% of the total square footage)).

As CalEEMod does not provide an extensive selection of land use subtype categories, land uses that most closely fit the Project will be utilized. For purposes of analysis, the following construction and operation scenarios and land uses were modeled consistent with the traffic study and information provided by the Project applicant (38):

<u>Construction – Phase 1</u>

- 653.120 thousand square feet (TSF)/14.99 acres of Unrefrigerated Warehouse – No Rail[3]
- 163.280 TSF/3.75 acres of Refrigerated Warehouse – No Rail[4]
- 126.857 TSF/2.91 acres Other Non-Asphalt Surfaces[5]
- 577 Space Parking Lot[6]

<u>Construction – Phase 2</u>

- 241.648 TSF/5.55 acres of Unrefrigerated Warehouse – No Rail

[3] As per the CalEEMod User's Guide, the Unrefrigerated Warehouse – No Rail land use is defined as a warehouse that does not have refrigeration and no rail spur.
[4] The User's Guide defines the Refrigerated Warehouse – No Rail land use as a warehouse that has refrigeration but no rail spur.
[5] The User's Guide defines Other Non-Asphalt Surfaces as non-asphalt areas. For purposes of analysis, this category is used to model the 126,857 square feet of Landscaped areas.
[6] For purposes of analysis, the remaining 608,708.88 square feet/13.97 acres will be used to model the 577 parking spaces (416 standard stalls and 161 trailer parking).

- 60.412 TSF/1.39 acres of Refrigerated Warehouse – No Rail
- 54.933 TSF/1.26 acres Other Non-Asphalt Surfaces
- 152 Space Parking Lot[7]

Operations

- 894.768 TSF/20.54 acres of Unrefrigerated Warehouse – No Rail
- 223.692 TSF/5.13 acres of Refrigerated Warehouse – No Rail
- 181.790 TSF/17.65 acres Other Non-Asphalt Surfaces
- 729 Space Parking Lot

3.3.2 EMFAC2017 EMISSION RATES

On August 19, 2019, the EPA approved the 2017 version of the Emission Factor model (EMFAC) web database for use in State Implementation Plan and transportation conformity analyses. EMFAC2017 is a mathematical model that was developed to calculate emission rates, fuel consumption, and VMT from motor vehicles that operate on highways, freeways, and local roads in California and is commonly used by the CARB to project changes in future emissions from on-road mobile sources (39). This AQIA utilizes summer, winter, and annual EMFAC2017 emission factors in order to derive vehicle emissions associated with Project operational activities, which vary by season.

3.4 CONSTRUCTION EMISSIONS

Construction activities associated with the Project will result in emissions of VOCs, NO_X, SO_X, CO, PM_{10}, and $PM_{2.5}$. Construction related emissions are expected from the following construction activities:

- Demolition
- Off-site Improvements
- Grading
- Building Construction
- Paving
- Architectural Coating

Construction is expected to commence in April 2020 and will last through February 2022. Construction duration by phase is shown on Table 3-2. The duration of construction activity was estimated based on information provided by the Project applicant and the 2022 project buildout year. The construction schedule utilized in the analysis, shown in Table 3-2, represents a "worst-case" analysis scenario should construction occur any time after the respective dates since emission factors for construction decrease as time passes and the analysis year increases due to

[7] For purposes of analysis, the remaining 160,353.12 square feet/3.68 acres will be used to model the 152 parking spaces (99 standard stalls and 53 trailer parking).

emission regulations becoming more stringent.[8] A detailed summary of construction equipment, shown in Table 3-3. The site-specific construction fleet may vary due to specific project needs at the time of construction. The duration of construction activity and associated equipment both represent a reasonable approximation of the expected construction fleet as required per CEQA guidelines. Please refer to specific detailed modeling inputs/outputs contained in Appendices 3.1 and 3.6 of this analysis.

TABLE 3-2: CONSTRUCTION DURATION

Phase Name	Start Date	End Date	Days
Phase 1			
Demolition	04/01/2020	04/28/2020	20
Off-Site Improvements	05/01/2020	03/31/2021	239
Grading	05/01/2020	06/15/2020	32
Building Construction	06/16/2020	02/26/2021	184
Paving	12/12/2020	02/26/2021	55
Architectural Coating	12/12/2020	02/26/2021	55
Phase 2			
Demolition	05/01/2021	05/28/2021	20
Off-Site Improvements	05/01/2021	03/31/2022	239
Grading	05/29/2021	06/16/2021	13
Building Construction	06/17/2021	03/01/2022	184
Paving	02/01/2022	02/28/2022	20
Architectural Coating	02/01/2022	02/28/2022	20

Source: CalEEMod localized operational-source emissions are presented in Appendices 3.1 and 3.2

[8] As shown in the CalEEMod User's Guide Version 2016.3.2, Section 4.3 "OFFROAD Equipment" as the analysis year increases, emission factors for the same equipment pieces decrease due to the natural turnover of older equipment being replaced by newer less polluting equipment and new regulatory requirements.

TABLE 3-3: CONSTRUCTION EQUIPMENT

Activity	Equipment	Amount	Hours Per Day
Demolition	Concrete/Industrial Saws	1	8
	Excavators	3	8
	Rubber Tired Dozers	2	8
Off-Site Equipment	Paving Equipment	1	8
	Tractor/Loaders/Backhoes	2	8
Grading	Excavators	2	8
	Graders	1	8
	Rubber Tired Dozers	1	8
	Scrapers	2	8
	Tractor/Loaders/Backhoes	2	8
Building Construction	Cranes	1	8
	Forklifts	3	8
	Generator Sets	1	8
	Tractor/Loaders/Backhoes	3	8
	Welders	1	8
Paving	Pavers	2	8
	Paving Equipment	2	8
	Rollers	2	8
Architectural Coating	Air Compressors	1	8

Source: CalEEMod localized operational-source emissions are presented in Appendices 3.1 and 3.2

Grading Activities

Dust is typically a major concern during rough grading activities. Because such emissions are not amenable to collection and discharge through a controlled source, they are called "fugitive emissions". Fugitive dust emissions rates vary as a function of many parameters (soil silt, soil moisture, wind speed, area disturbed, number of vehicles, depth of disturbance or excavation, etc.). CalEEMod was utilized to calculate fugitive dust emissions resulting from this phase of activity.

Development of the Project would generate approximately 37,863 cubic yards of cut and 37,863 cubic yards of fill for Building 3, 46,444 cubic yards of cut and 46,444 cubic yards of fill for Building 4, and 21,305 cubic yards of cut and 21,305 cubic yards of fill for Building 5. The fill earthwork quantities are expected to match the cut earthwork quantities resulting in an overall balanced earthwork operation requiring no importing or exporting of earthwork materials.

Construction Worker Vehicle Trips

Construction emissions for construction worker vehicles traveling to and from the Project site, as well as vendor trips (construction materials delivered to the Project site) were estimated based on information from CalEEMod defaults.

Off-Site Utility, Infrastructure, and On-Site Improvements

Construction emissions associated with off-site utility, infrastructure, and on-site ancillary improvements may occur, however at this time, a specific schedule of activities is unknown. Notwithstanding, impacts associated with these potential activities are not expected to exceed the maximum daily emissions identified for other Project-related construction activities evaluated in this report. As such, no impacts beyond what has already been identified in this report are expected to occur.

3.4.1 PROJECT CONSTRUCTION-SOURCE EMISSIONS SUMMARY

The SCAQMD Rules that are currently applicable during construction activity for this Project include Rule 403 (Fugitive Dust) (2) and Rule 1113 (Architectural Coatings) (3). As such, credit for Rule 403 and Rule 1113 have been taken in the air quality modeling herein.

Impacts without Mitigation

The estimated maximum daily construction emissions are summarized in Table 3-4. Detailed construction model outputs are presented in Appendices 3.1 and 3.2. As shown, Project construction-source emissions would exceed the numerical thresholds of significance established by the SCAQMD for emissions of VOCs.

TABLE 3-4: EMISSIONS SUMMARY OF OVERALL CONSTRUCTION (WITHOUT MITIGATION)

Year	Emissions (lbs/day)					
	VOC	NO_X	CO	SO_X	PM_{10}	$PM_{2.5}$
Phase 1						
2020	81.27	73.44	78.64	0.22	13.48	5.39
2021	80.42	66.86	75.15	0.21	13.07	5.01
Phase 2						
2021	4.90	52.22	38.89	0.08	6.21	3.63
2022	77.25	43.38	51.95	0.11	5.55	2.71
Maximum Daily Emissions	**81.27**	**73.44**	**78.64**	**0.22**	**13.48**	**5.39**
SCAQMD Regional Threshold	75	100	550	150	150	55
Threshold Exceeded?	**YES**	**NO**	**NO**	**NO**	**NO**	**NO**

Source: CalEEMod localized operational-source emissions are presented in Appendices 3.1 and 3.2.

Impacts with Mitigation

The estimated maximum daily construction emissions with mitigation are summarized on Table 3-5. Detailed construction model outputs are presented in Appendices 3.3 and 3.4. MMs AQ-1 is recommended to reduce the severity of the impacts. After implementation of MMs AQ-1, Project construction-source emissions would not exceed the applicable SCAQMD thresholds for emissions of any criteria pollutant. Thus, a less than significant impact would occur for Project-related construction-source emissions.

TABLE 3-5: EMISSIONS SUMMARY OF OVERALL CONSTRUCTION (WITH MITIGATION)

Year	Emissions (lbs/day)					
	VOC	NO_X	CO	SO_X	PM_{10}	$PM_{2.5}$
Phase 1						
2020	24.68	73.44	78.64	0.22	13.48	5.39
2021	23.84	66.86	75.15	0.21	13.07	5.01
Phase 2						
2021	4.90	52.22	38.89	0.08	6.21	3.63
2022	20.05	43.38	51.95	0.11	5.55	2.71
Maximum Daily Emissions	**24.68**	**73.44**	**78.64**	**0.22**	**13.48**	**5.39**
SCAQMD Regional Threshold	75	100	550	150	150	55
Threshold Exceeded?	**NO**	**NO**	**NO**	**NO**	**NO**	**NO**

Source: CalEEMod localized operational-source emissions are presented in Appendices 3.3 and 3.4.

3.5 OPERATIONAL EMISSIONS

Operational activities associated with the proposed Project will result in emissions of VOCs, NO_X, SO_X, CO, PM_{10}, and $PM_{2.5}$. Operational emissions would be expected from the following primary sources:

- Area Source Emissions
- Energy Source Emissions
- Mobile Source Emissions
- On-Site Equipment Emissions

3.5.1 AREA SOURCE EMISSIONS

Architectural Coatings

Over a period of time the building that is part of this Project will be subject to emissions resulting from the evaporation of solvents contained in paints, varnishes, primers, and other surface coatings as part of Project maintenance. The emissions associated with architectural coatings were calculated using CalEEMod.

Consumer Products

Consumer products include, but are not limited to detergents, cleaning compounds, polishes, personal care products, and lawn and garden products. Many of these products contain organic compounds which when released in the atmosphere can react to form ozone and other photochemically reactive pollutants. The emissions associated with use of consumer products were calculated based on defaults provided within CalEEMod.

Landscape Maintenance Equipment

Landscape maintenance equipment would generate emissions from fuel combustion and evaporation of unburned fuel. Equipment in this category would include lawnmowers, shedders/grinders, blowers, trimmers, chain saws, and hedge trimmers used to maintain the landscaping of the Project. The emissions associated with landscape maintenance equipment were calculated based on assumptions provided in CalEEMod.

3.5.2 Energy Source Emissions

Combustion Emissions Associated with Natural Gas and Electricity

Electricity and natural gas are used by almost every project. Criteria pollutant emissions are emitted through the generation of electricity and consumption of natural gas. However, because electrical generating facilities for the Project area are located either outside the region (state) or offset through the use of pollution credits (RECLAIM) for generation within the SCAB, criteria pollutant emissions from offsite generation of electricity is generally excluded from the evaluation of significance and only natural gas use is considered. The emissions associated with natural gas use were calculated using CalEEMod.

Title 24 Energy Efficiency Standards

California's Energy Efficiency Standards for Residential and Nonresidential Buildings was first adopted in 1978 in response to a legislative mandate to reduce California's energy consumption. The standards are updated periodically to allow consideration and possible incorporation of new energy efficient technologies and methods. Energy efficient buildings require less electricity. The 2019 version of Title 24 was adopted by the CEC and will become effective on January 1, 2020. As such, the analysis herein assumes compliance with the 2019 Title 24 Standards.

3.5.3 Mobile Source Emissions

Vehicles

Project-related operational air quality impacts derive predominantly from mobile sources. In this regard, approximately 83 percent (by weight) of all Project operational-source emissions would be generated by mobile sources (vehicles). Neither the Project Applicant nor the City has any regulatory control over these tail pipe emissions. Rather, vehicle tail pipe source emissions are regulated by CARB and EPA. As summarized previously herein, as the result of CARB and EPA actions, Basin-wide vehicular-source emissions have been reduced dramatically over the past years and are expected to further decline as clean vehicle and fuel technologies improve.

The Project related operational air quality impacts derive primarily from vehicle trips generated by the Project. Trip characteristics available from the *Goodman Industrial Park Fontana III Traffic Impact Analysis* (Urban Crossroads, Inc., 2019) (TIA) were utilized in this analysis (40). Trip characteristics available from the report, TIA were utilized in this analysis. Per TIA prepared by Urban Crossroads, Inc. the Project is expected to generate a net total of approximately 2,036 two-way trips per day (40). The Project trip generation includes 658 two-way truck trips per day (40). The passenger car and truck fleet for the proposed industrial uses are broken down by passenger car and truck type (or axle type).

3.5.3.1 Trip Length

Background

A technical deficiency inherent in calculating the projected vehicle emissions associated with any project is related to the estimation of trip length and vehicle miles traveled (VMT). VMT for a given project is calculated by the total number of vehicle trips to/from the Project are multiplied by the average trip length (41). This method of estimating VMT for use in calculating vehicle emissions likely results in the over-estimation and double-counting of emissions because, for a distribution warehouse center such as the Project, the land use is likely to attract (divert) existing vehicle trips that are already on the circulation system as opposed to generating new trips. In this regard, the Project would, to a large extent, redistribute existing mobile-source emissions rather than generate additional emissions within the Basin. As such, the estimation of the Goodman Industrial Park Fontana III Project's vehicular-source emissions are likely overstated in that no credit for, or reduction in, emissions is assumed based on diversion of existing trips.

Approach for Analysis of the Project

Trip lengths for passenger cars and trucks were determined based on the regional traffic model. The San Bernardino Transportation Analysis Model (SBTAM) was used to estimate trip lengths for the Project's passenger cars and trucks.

More specifically, SBTAM was utilized to conduct select zone model runs for the proposed Project. SBTAM was prepared for the San Bernardino County Transportation Authority (formerly known as San Bernardino Association of Governments) as a sub-regional model based on Southern California Association of Governments (SCAG) model, which includes the entire SCAG region. Adjustments were made to the socio-economic data within the SBTAM (2040) traffic analysis zone (TAZ) where the Project is located to reflect the Project land use.

The VMT from/to the Project TAZ by vehicle type was calculated based on select zone model skims. The average trip length was calculated based on the model VMT and daily traffic flow by vehicle type. Based on the model runs, the average trip length for trucks was calculated to be 36 miles for warehouse uses, 33 miles for cold storage warehouse uses, and the trip length for all other vehicles (passenger cars, small trucks, motorcycles, etc.) was calculated to be 14 miles.

The use of a travel demand model is supported by substantial evidence since the information contained in the model is specific to the region and for the land use type being proposed. Furthermore, the use of travel demand models is also a recommended practice that is being

promoted by the Governor's Office of Planning and Research (OPR) in their updated CEQA guidelines with respect to Senate Bill (SB) 743. Specifically, the latest technical advisory documentation published by OPR (December 2018 see Page 30-31) (42) explicitly states that:

"…agencies can use travel demand models or survey data to estimate existing trip lengths and input those into sketch models such as CalEEMod to achieve more accurate results. Whenever possible, agencies should input localized trip lengths into a sketch model to tailor the analysis to the project location."

The procedure described by OPR in their SB 743 technical advisory is precisely the method that has been used to calculate trip lengths and consequently VMT for the Project.

Two separate CalEEMod runs were utilized in order to more accurately model emissions resulting from vehicle operations. The first run analyzed passenger car emissions, which incorporated the SBTAM calculated trip length of 14 miles for passenger cars, an assumption of 100% primary trips, and a fleet mix of 62.42% Light-Duty-Auto vehicles (LDA), 4.11% Light-Duty Trucks (LDT1)[9], 20.34% Light-Duty Trucks (LDT2)[10], and 13.13% Medium-Duty Trucks (MDV) for both the Warehousing and High-Cube Cold Storage Warehouse uses. The second run analyzed truck emissions, which incorporated the SBTAM truck trip lengths of 36 miles for the Warehousing and 33 miles for the High-Cube Cold Storage Warehouse use, respectively. An assumption of 100% primary trips and the following truck fleet mix was utilized in order to estimate the truck trip generation for the proposed Warehousing use: 16.72% Light-Heavy-Duty Trucks (LHDT), 20.72% Medium-Heavy-Duty Trucks (MHDT), and 62.56% Heavy-Heavy-Duty Trucks (HHDT). The truck fleet mix for the High-Cube Cold Storage Warehouse use is comprised of 3 different truck types: 34.67% LHDT, 10.98% MHDT, and 54.35% HHDT.

<u>Fugitive Dust Related to Vehicular Travel</u>

Vehicles traveling on paved roads would be a source of fugitive emissions due to the generation of road dust inclusive of break and tire wear particulates. The emissions estimates for travel on paved roads were calculated using CalEEMod.

3.5.4 ON-SITE EQUIPMENT EMISSIONS

It is common for industrial warehouse buildings to require cargo handling equipment to move empty containers and empty chassis to and from the various pieces of cargo handling equipment that receive and distribute containers. The most common type of cargo handling equipment is the yard truck which is designed for moving cargo containers. Yard trucks are also known as yard goats, utility tractors (UTRs), hustlers, yard hostlers, and yard tractors. The cargo handling equipment is assumed to have a horsepower (hp) range of approximately 175 hp to 200 hp. Based on the latest available information from SCAQMD (43); for example, high-cube warehouse projects typically have 3.6 yard trucks per million square feet of building space. For this particular Project, based on the maximum square footage of warehouse building space permitted by the

[9] Vehicles under the LDT1 category have a gross vehicle weight rating (GVWR) of less than 6,000 lbs. and equivalent test weight (ETW) of less than or equal to 3,750 lbs.

[10] Vehicles under the LDT2 category have a GVWR of less than 6,000 lbs. and ETW between 3,751 lbs. and 5,750 lbs.

proposed Project, on-site modeled operational equipment includes four (4) 200 hp, compressed natural gas or gasoline-powered yard tractors operating at 4 hours a day for 365 days of the year.

3.5.6 Operational Emissions Summary

Operational-source emissions are summarized on Table 3-6. Detailed construction model outputs are presented in Appendix 3.5 and 3.6. As indicated in Table 3-6, the Project would exceed regional thresholds of significance established by the SCAQMD for emissions of NO_X. It is important to note that 93 percent of the Project's NO_X emissions are derived from heavy-duty truck trips. Mitigation Measures (MM) AQ-2 through MM AQ-7 are designed to reduce the operational NO_X emissions but will not be sufficient enough to reduce the NO_X emissions to less than the significant impacts. Since neither the Project Applicant nor the City have regulatory authority to control tailpipe emissions, no feasible mitigation measures exist that would reduce NO_X emissions to levels that are less-than-significant, thus NO_X emissions are considered significant and unavoidable.

TABLE 3-6: MAXIMUM DAILY OPERATIONAL EMISSIONS SUMMARY

Operational Activities – Summer Scenario	Emissions (lbs/day)					
	VOC	NO_X	CO	SO_X	PM_{10}	$PM_{2.5}$
Area Source	25.41	1.89e-03	0.21	2.00e-05	7.40e-04	7.40e-04
Energy Source	0.40	3.60	3.02	0.02	0.27	0.27
Mobile Source (Passenger Cars)	3.82	3.12	48.25	0.14	14.73	3.95
Mobile Source (Trucks)	3.75	118.13	32.95	0.56	21.93	7.13
On-Site Equipment	0.49	5.07	3.03	0.01	0.18	0.16
Total Maximum Daily Emissions	**33.86**	**129.92**	**87.46**	**0.73**	**37.10**	**11.52**
SCAQMD Regional Threshold	55	55	550	150	150	55
Threshold Exceeded?	**NO**	**YES**	**NO**	**NO**	**NO**	**NO**
Operational Activities – Winter Scenario	**Emissions (lbs/day)**					
	VOC	**NO_X**	**CO**	**SO_X**	**PM_{10}**	**$PM_{2.5}$**
Area Source	25.41	1.89e-03	0.21	2.00e-05	7.40e-04	7.40e-04
Energy Source	0.40	3.60	3.02	0.02	0.27	0.27
Mobile Source (Passenger Cars)	3.48	3.27	39.91	0.12	14.73	3.95
Mobile Source (Trucks)	3.56	122.57	28.46	0.56	21.89	7.12
On-Site Equipment	0.49	5.07	3.03	0.01	0.18	0.16
Total Maximum Daily Emissions	**33.34**	**134.51**	**74.64**	**0.72**	**37.07**	**11.50**
SCAQMD Regional Threshold	55	55	550	150	150	55
Threshold Exceeded?	**NO**	**YES**	**NO**	**NO**	**NO**	**NO**

Source: CalEEMod localized operational-source emissions are presented in Appendices 3.5 and 3.6.

3.5.7 Potential Overlap of Construction and Operational Activity

Based on the assumed construction and buildout schedule of the proposed Project, there is potential for overlap between construction and operational activity. The preceding analysis of

the construction emissions and operational emissions was completed pursuant to the SCAQMD CEQA Air Quality Handbook which details parameters to quantify construction and operation emissions separately and compare each to the applicable construction and operational thresholds of significance. SCAQMD has not developed or published a combined construction and operational emission significance threshold.

It should be noted that based on the estimated construction schedule and information provided by the Project applicant, Phase 2 construction activities would potentially overlap with occupancy of Buildings 3 and 4. Combining the maximum daily construction emissions with the maximum daily operational emissions will present a maximum daily emission representing peak construction activity and full build-out of the Project, a scenario that will not occur.

Notwithstanding, the total peak daily emissions for both construction emissions (with mitigation) and operational emissions have been totaled to show the theoretical overlap of the construction and operational activities as summarized on Table 3-7. As previously stated, the SCAQMD does not have different thresholds for overlapping activities, rather the SCQQMD has separate thresholds for construction activity and operational activity. As such, the potential emissions from overlapping construction and operational activity shown in Table 3-7 are provided for informational purposes only.

TABLE 3-7: POTENTIAL OVERLAP OF CONSTRUCTION AND OPERATIONAL ACTIVITY

Maximum Daily Emissions	Emissions (lbs/day)					
	VOC	NO_X	CO	SO_X	PM_{10}	$PM_{2.5}$
Construction Peak Emissions	24.68	73.44	78.64	0.22	13.48	5.39
Operational Total Emissions	33.86	129.92	87.46	0.73	37.10	11.52
Total Maximum Daily Emissions	**58.54**	**203.36**	**166.10**	**0.95**	**50.58**	**16.91**

Source: CalEEMod localized operational-source emissions are presented in Appendices 3.1 through 3.6.

3.6 LOCALIZED SIGNIFICANCE - CONSTRUCTION ACTIVITY

BACKGROUND ON LOCALIZED SIGNIFICANCE THRESHOLD DEVELOPMENT

The analysis makes use of methodology included in the SCAQMD *Final Localized Significance Threshold Methodology* (LST Methodology) (44). The SCAQMD has established that impacts to air quality are significant if there is a potential to contribute or cause localized exceedances of the federal and/or state ambient air quality standards (NAAQS/CAAQS). Collectively, these are referred to as Localized Significance Thresholds (LSTs).

The significance of localized emissions impacts depends on whether ambient levels in the vicinity of any given project are above or below State standards. In the case of CO and NO_2, if ambient levels are below the standards, a project is considered to have a significant impact if project emissions result in an exceedance of one or more of these standards. If ambient levels already exceed a state or federal standard, then project emissions are considered significant if they

increase ambient concentrations by a measurable amount. This would apply to PM_{10} and $PM_{2.5}$; both of which are non-attainment pollutants.

The SCAQMD established LSTs in response to the SCAQMD Governing Board's Environmental Justice Initiative I-4[11]. LSTs represent the maximum emissions from a project that will not cause or contribute to an exceedance of the most stringent applicable federal or state ambient air quality standard at the nearest residence or sensitive receptor. The SCAQMD states that lead agencies can use the LSTs as another indicator of significance in its air quality impact analyses.

LSTs were developed in response to environmental justice and health concerns raised by the public regarding exposure of individuals to criteria pollutants in local communities. To address the issue of localized significance, the SCAQMD adopted LSTs that show whether a project would cause or contribute to localized air quality impacts and thereby cause or contribute to potential localized adverse health effects. The analysis makes use of methodology included in the *LST Methodology* (45).

APPLICABILITY OF LSTS FOR THE PROJECT

For this Project, the appropriate SRA for the LST analysis is the Central San Bernardino Valley station (SRA 34). LSTs apply to CO, NO_2, PM_{10}, and $PM_{2.5}$. The SCAQMD produced look-up tables for projects less than or equal to 5 acres in size.

In order to determine the appropriate methodology for determining localized impacts that could occur as a result of Project-related construction, the following process is undertaken:

- CalEEMod is utilized to determine the maximum daily on-site emissions that will occur during construction activity.
- The SCAQMD's Fact Sheet for Applying CalEEMod to Localized Significance Thresholds (46) is used to determine the maximum site acreage that is actively disturbed based on the construction equipment fleet and equipment hours as estimated in CalEEMod.
- If the total acreage disturbed is less than or equal to five acres per day, then the SCAQMD's screening look-up tables are utilized to determine if a project has the potential to result in a significant impact. The look-up tables establish a maximum daily emissions threshold in pounds per day that can be compared to CalEEMod outputs.
- If the total acreage disturbed is greater than five acres per day, then LST impacts are appropriately evaluated through dispersion modeling.

EMISSIONS CONSIDERED

SCAQMD's Methodology clearly states that "off-site mobile emissions from the Project should not be included in the emissions compared to LSTs (44)." Therefore, for purposes of the construction LST analysis, only emissions included in the CalEEMod "on-site" emissions outputs were considered.

[11] The purpose of SCAQMD's Environmental Justice program is to ensure that everyone has the right to equal protection from air pollution and fair access to the decision-making process that works to improve the quality of air within their communities. Further, the SCAQMD defines Environmental Justice as "…equitable environmental policymaking and enforcement to protect the health of all residents, regardless of age, culture, ethnicity, gender, race, socioeconomic status, or geographic location, from the health effects of air pollution."

MAXIMUM DAILY DISTURBED-ACREAGE

The "acres disturbed" for analytical purposes are based on specific equipment type for each subcategory of construction activity and the estimated maximum area a given piece of equipment can pass over in an 8-hour workday (as shown on Table 3-8). The equipment-specific disturbance rates were obtained from the CalEEMod user's guide, *Appendix A: Calculation Details for CalEEMod* (October 2017). It should be noted that the disturbed area per day is representative of a piece of equipment making multiple passes over the same land area. In other words, one Rubber Tired Dozer can make multiple passes over the same land area totaling 0.5 acres in a given 8-hour day. Based on Table 3-8, the proposed Project could actively disturb approximately 1.0 acre per day during Phase 1 and 2 demolition activities and 3.0 acres per day for Phase 1 and 2 grading activities.

TABLE 3-8: MAXIMUM DAILY DISTURBED-ACREAGE

Construction Phase	Equipment Type	Equipment Quantity	Acres graded per 8-hour day	Operating Hours per Day	Acres graded per day
Demolition (Phase 1 & 2)	Rubber Tired Dozers	2	0.5	8	1.0
Total acres disturbed per day during Demolition (Phase 1 & 2)					1.0
Grading (Phase 1 & 2)	Graders	1	0.5	8	0.5
	Rubber Tired Dozers	1	0.5	8	0.5
	Scrapers	2	1	8	2.0
Total acres disturbed per day during Grading (Phase 1 & 2)					3.0

Sensitive Receptors

As previously stated, LSTs represent the maximum emissions from a project that will not cause or contribute to an exceedance of the most stringent applicable federal or state ambient air quality standard at the nearest residence or sensitive receptor. Receptor locations are off-site locations where individuals may be exposed to emissions from Project activities. This AQIA analyzes localized construction and operational emissions impacts at the nearest sensitive receptors.

Some people are especially sensitive to air pollution and are given special consideration when evaluating air quality impacts from projects. These groups of people include children, the elderly, individuals with pre-existing respiratory or cardiovascular illness, and athletes and others who engage in frequent exercise. Structures that house these persons or places where they gather to exercise are defined as "sensitive receptors". These structures typically include residences, hotels, hospitals, etc. as they are also known to be locations where an individual can remain for 24 hours. Consistent with the *LST Methodology*, the nearest land use where an individual could remain for 24 hours to the Project site (in this case the nearest residential land use) has been used to determine construction and operational air quality impacts for emissions of PM_{10} and $PM_{2.5}$, since PM_{10} and $PM_{2.5}$ thresholds are based on a 24 hour averaging time.

Commercial and industrial facilities are not included in the definition of sensitive receptor because employees and patrons do not typically remain onsite for a full 24 hours but are typically onsite for eight hours or less. The *LST Methodology* explicitly states that "*LSTs based on shorter averaging periods, such as the NO_2 and CO LSTs, could also be applied to receptors such as industrial or commercial facilities since it is reasonable to assume that a worker at these sites could be present for periods of one to eight hours* (44)." Consistent with the *LST Methodology*, the nearest industrial/commercial use to the Project site is used to determine construction and operational LST air impacts for emissions of NO_2 and CO.

Project-related Sensitive Receptors

Sensitive receptors near the Project site include existing residential homes, Citrus High School, and St. Mary's Church. Other sensitive land uses in the Project study area that are located at greater distances than those identified in this air study will experience lower concentrations than those presented in this report due to particulate dispersion, additional attenuation from distance, and the shielding of intervening structures.

R1: Located approximately 70 feet north of the Project site, R1 represents an existing vacant lot and proposed South Fontana Sports Park.

R2: Location R2 represents the existing residential home located approximately 83 feet east of the Project site on Juniper Avenue.

R3: Location R3 represents the existing residential home east of the Project site across Juniper Avenue at roughly 84 feet.

R4: Location R4 represents the residential home located roughly 99 feet east of the Project site on Juniper Avenue.

R5: Location R5 represents the existing outdoor living areas (backyards) of residential homes located roughly 158 feet south of the Project site on Windcrest Drive.

R6: Location R6 represents the existing St. Mary's Church located roughly 84 feet west of the Project site.

R7: Location R7 represents the existing residential home and outdoor living area (backyard) located roughly 10 feet south of the Project site.

R8: Location R8 represents the existing industrial warehouse under construction located roughly 369 feet west of the Project site.

R9: Location R9 represents the existing Citrus High School outdoor sports field northwest of the Project site at roughly 805 feet.

R10: Location R10 represents the existing outdoor living areas (backyards) of residential homes located roughly 751 feet north of the Project site.

R11: Location R11 represents the existing residential home and outdoor living area (backyard) located roughly 10 feet west of the Project site under interim conditions. Future expansion of the Project site would remove this receiver location, and therefore, it is only identified under interim operational and construction impact analyses.

EXHIBIT 3-A: RECEPTOR LOCATIONS

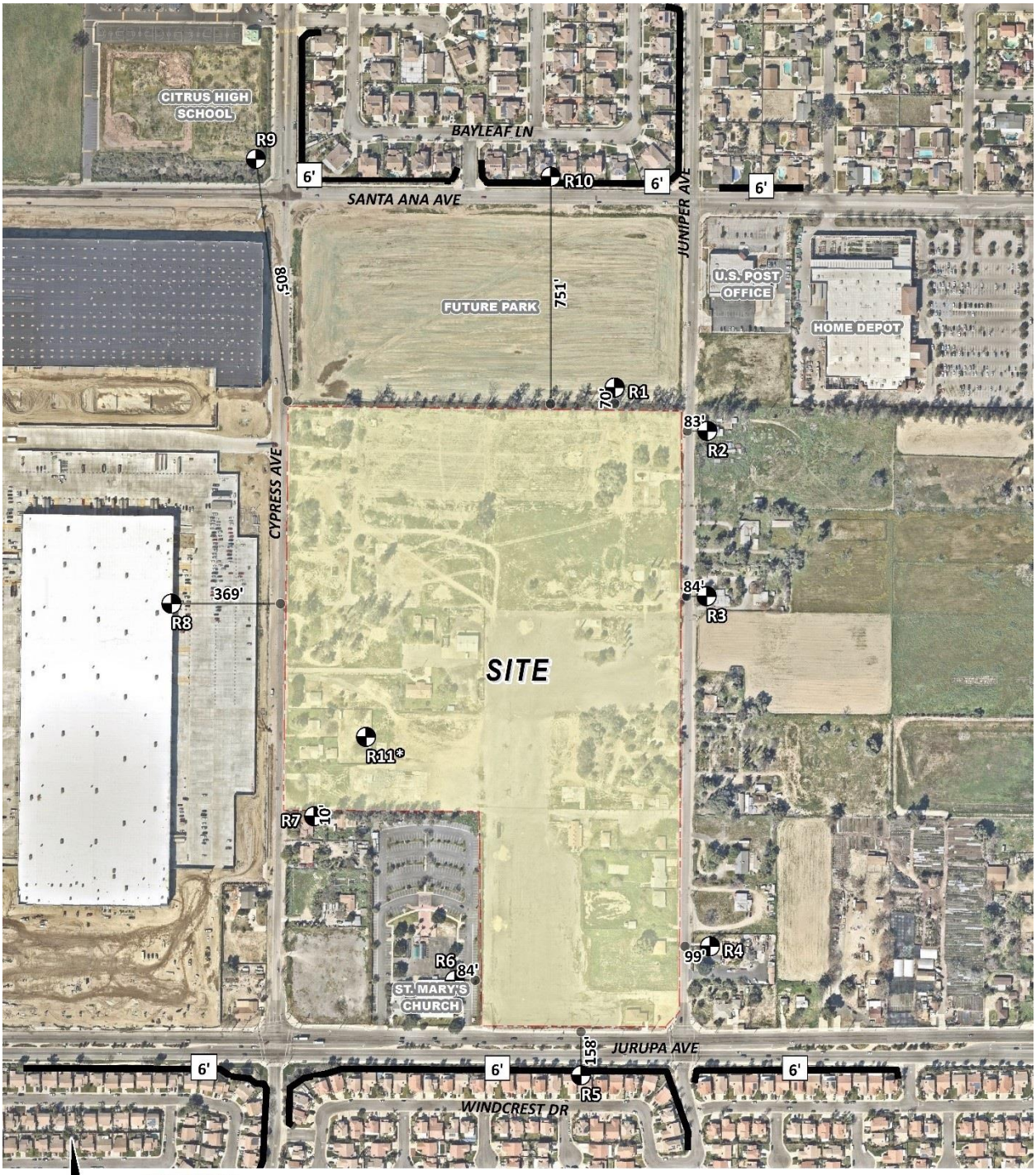

LEGEND:

- Receptor Locations
- Distance from receptor to Project site boundary (in feet)
- 6' Existing Barrier Height (in feet)
- Existing Barrier

** Receptor location R11 represents an existing outdoor living area (backyard) of a residential property under interim conditions pending future expansion of the Project site and is identified at 10 feet from the interim Project site boundaries.*

The nearest sensitive receptor for the interim condition, receptor R11 will be bounded to the north, east, and south by the Project by approximately 10 feet/ 3 meters. Whereas for the expansion condition, location R7 would be the nearest sensitive receptor, at approximately 10 feet/3 meters south of the Project site boundary. Notwithstanding, the *Methodology* explicitly states that "*It is possible that a project may have receptors closer than 25 meters. Projects with boundaries located closer than 25 meters to the nearest receptor should use the LSTs for receptors located at 25 meters* (44)." Accordingly, LSTs for receptors at 25 meters are utilized in this analysis and provide for a conservative i.e. "health protective" standard of care. This would also ensure that any other sensitive receptors (residents or school students) located in close proximity to the Project site are considered to determine if potential impacts occur.

LOCALIZED THRESHOLDS FOR CONSTRUCTION ACTIVITY

Since the total acreage disturbed is less than five acres per day for the demolition phase and the grading phase, the SCAQMD's screening look-up tables are utilized in determining impacts. It should be noted that since the look-up tables identifies thresholds at only 1 acre, 2 acres, and 5 acres, linear regression has been utilized, consistent with SCAQMD guidance, in order to interpolate the threshold values for the other disturbed acreage and distances not identified in the look-up tables.

TABLE 3-9: MAXIMUM DAILY LOCALIZED EMISSIONS THRESHOLDS

Pollutant	Construction	Operations
Localized Thresholds		
NO_X	118 lbs/day (Phase 1 & 2 Demolition)	270 lbs/day
	203 lbs/day (Phase 1 & 2 Grading)	
CO	667 lbs/day (Phase 1 & 2 Demolition)	1,746 lbs/day
	1,230 lbs/day (Phase 1 & 2 Grading)	
PM_{10}	4 lbs/day (Phase 1 & 2 Demolition)	4 lbs/day
	9 lbs/day (Phase 1 & 2 Grading)	
$PM_{2.5}$	3 lbs/day (Phase 1 & 2 Demolition)	2 lbs/day
	2 lbs/day (Phase 1 & 2 Grading)	

Source: Localized Thresholds presented in this table are based on the SCAQMD Final Localized Significance Threshold Methodology, July 2008

Impacts without Mitigation

Tables 3-10 and 3-11 identifies the localized impacts at the nearest receptor location in the vicinity of the Project. Outputs from the model runs for unmitigated construction LSTs are provided in Appendices 3.1 and 3.2. Localized construction emissions would not exceed the applicable SCAQMD LSTs for emissions of any criteria pollutant.

TABLE 3-10: LOCALIZED SIGNIFICANCE SUMMARY CONSTRUCTION (WITHOUT MITIGATION)

On-Site Demolition Emissions	Emissions (lbs/day)			
	NO_X	CO	PM_{10}	$PM_{2.5}$
Phase 1				
Maximum Daily Emissions	**33.20**	**21.75**	**1.73**	**1.55**
SCAQMD Localized Threshold	118	667	4	3
Threshold Exceeded?	**NO**	**NO**	**NO**	**NO**
Phase 2				
Maximum Daily Emissions	**31.44**	**21.57**	**1.68**	**1.46**
SCAQMD Localized Threshold	118	667	4	3
Threshold Exceeded?	**NO**	**NO**	**NO**	**NO**

Source: CalEEMod localized operational-source emissions are presented in Appendix 3.1.

TABLE 3-11: LOCALIZED SIGNIFICANCE SUMMARY CONSTRUCTION (WITHOUT MITIGATION)

On-Site Grading Emissions	Emissions (lbs/day)			
	NO_X	CO	PM_{10}	$PM_{2.5}$
Phase 1				
Maximum Daily Emissions	**50.20**	**31.96**	**3.76**	**3.43**
SCAQMD Localized Threshold	203	1,230	9	5
Threshold Exceeded?	**NO**	**NO**	**NO**	**NO**
Phase 2				
Maximum Daily Emissions	**46.40**	**30.88**	**5.57**	**3.25**
SCAQMD Localized Threshold	203	1,230	9	5
Threshold Exceeded?	**NO**	**NO**	**NO**	**NO**

Source: CalEEMod localized operational-source emissions are presented in Appendix 3.2.

3.7 LOCALIZED SIGNIFICANCE – LONG-TERM OPERATIONAL ACTIVITY

The Project is located on a 47.50-acre parcel. As noted previously, the LST methodology provides look-up tables for sites with an area with daily disturbance of 5 acres or less. For projects that exceed 5 acres, the 5-acre LST look-up tables can be used as a screening tool to determine which pollutants require additional detailed analysis. This approach is conservative as it assumes that all on-site emissions associated with the project would occur within a concentrated 5-acre area. This screening method would therefore over-predict potential localized impacts, because by assuming that on-site operational activities are occurring over a smaller area, the resulting concentrations of air pollutants are more highly concentrated once they reach the smaller site boundary than they would be for activities if they were spread out over a larger surface area. On a larger site, the same amount of air pollutants generated would disperse over a larger surface area and would result in a lower concentration once emissions reach the project-site boundary.

As such, LSTs for a 5-acre site during operations are used as a screening tool to determine if further detailed analysis is required.

Table 3-12 shows the calculated emissions for the Project's operational activities compared with the applicable LSTs. The LST analysis includes on-site sources only; however, CalEEMod outputs do not separate on-site and off-site emissions from mobile sources. In an effort to establish a maximum potential impact scenario for analytic purposes, the emissions shown on Table 3-12 represent all on-site Project-related stationary (area) sources and five percent (5%) of the Project-related mobile sources. Considering that the trip lengths used in CalEEMod for the Project are approximately 14 miles for passenger cars, 36 miles for Warehousing trucks, and 33 miles for High-Cube Cold Storage Warehouse trucks, 5% of this total would represent an on-site travel distance of approximately 0.7 miles for passenger cars, 1.8 miles for Warehousing trucks, and 1.7 miles for High-Cube Cold Storage Warehousing trucks. Thus the 5% assumption is conservative and would tend to overstate the actual impact. Modeling based on these assumptions demonstrates that even within broad encompassing parameters, Project operational-source emissions would not exceed applicable LSTs.

As previously stated, the nearest sensitive receptor land use is located approximately 10 feet/ 3 meters south of the Project site. As previously noted, a 25-meter receptor distance is utilized to determine the LSTs for emissions of NO_X, CO, PM_{10}, and $PM_{2.5}$.

OPERATIONAL-SOURCE EMISSIONS LST ANALYSIS

Impacts without Mitigation

As shown on Table 3-12 operational emissions will not exceed the LST thresholds for the nearest sensitive receptor. As shown, Project operational-source emissions would not exceed the numerical thresholds of significance established by the SCAQMD for any criteria pollutant. Thus, a less than significant impact would occur for Project-related operational-source emissions and no additional mitigation is required.

TABLE 3-12: LOCALIZED OPERATIONAL EMISSIONS (WITHOUT MITIGATION)

Operational Activity	Emissions (lbs/day)			
	NO_X	CO	PM_{10}	$PM_{2.5}$
Maximum Daily Emissions	**16.37**	**10.32**	**2.24**	**0.95**
SCAQMD Localized Threshold	270	1,746	4	2
Threshold Exceeded?	**NO**	**NO**	**NO**	**NO**

Source: CalEEMod localized operational-source emissions are presented in Appendices 3.5 and 3.6.

3.8 CO "HOT SPOT" ANALYSIS

As discussed below, the Project would not result in potentially adverse CO concentrations or "hot spots." Further, detailed modeling of Project-specific carbon monoxide (CO) "hot spots" is not needed to reach this conclusion.

An adverse CO concentration, known as a "hot spot", would occur if an exceedance of the state one-hour standard of 20 ppm or the eight-hour standard of 9 ppm were to occur. At the time of the 1993 Handbook, the SCAB was designated nonattainment under the California AAQS and National AAQS for CO (26).

It has long been recognized that CO hotspots are caused by vehicular emissions, primarily when idling at congested intersections. In response, vehicle emissions standards have become increasingly stringent in the last twenty years. Currently, the allowable CO emissions standard in California is a maximum of 3.4 grams/mile for passenger cars (there are requirements for certain vehicles that are more stringent). With the turnover of older vehicles, introduction of cleaner fuels, and implementation of increasingly sophisticated and efficient emissions control technologies, CO concentration in the SCAB is now designated as attainment, as previously noted in Table 2-3. Also, CO concentrations in the Project vicinity have steadily declined, as indicated by historical emissions data presented previously at Table 2-4.

To establish a more accurate record of baseline CO concentrations affecting the SCAB, a CO "hot spot" analysis was conducted in 2003 for four busy intersections in Los Angeles at the peak morning and afternoon time periods. This "hot spot" analysis did not predict any violation of CO standards, as shown on Table 3-13.

TABLE 3-13: CO MODEL RESULTS

Intersection Location	CO Concentrations (ppm)		
	Morning 1-hour	Afternoon 1-hour	8-hour
Wilshire/Veteran	4.6	3.5	3.7
Sunset/Highland	4	4.5	3.5
La Cienega/Century	3.7	3.1	5.2
Long Beach/Imperial	3	3.1	8.4

Source: 2003 AQMP, Appendix V: Modeling and Attainment Demonstrations
Notes: Federal 1-hour standard is 35 ppm and the deferral 8-hour standard is 9.0 ppm.

Based on the SCAQMD's 2003 AQMP and the 1992 Federal Attainment Plan for Carbon Monoxide (1992 CO Plan), peak carbon monoxide concentrations in the SCAB were a result of unusual meteorological and topographical conditions and not a result of traffic volumes and congestion at a particular intersection. As evidence of this, for example, 9.3 ppm 8-hr CO concentration measured at the Long Beach Blvd. and Imperial Hwy. intersection (highest CO generating intersection within the "hot spot" analysis), only 0.7 ppm was attributable to the traffic volumes and congestion at this intersection; the remaining 8.6 ppm were due to the ambient air measurements at the time the 2003 AQMP was prepared (47). In contrast, the ambient 8-hr CO concentration within the Project study area is estimated at 1.4 ppm—1.6 ppm (please refer to previous Table 2-3). Therefore, even if the traffic volumes for the proposed Project were double or even triple of the traffic volumes generated at the Long Beach Blvd. and Imperial Hwy. intersection, coupled with the on-going improvements in ambient air quality, the Project would not be capable of resulting in a CO "hot spot" at any study area intersections.

Similar considerations are also employed by other Air Districts when evaluating potential CO concentration impacts. More specifically, the Bay Area Air Quality Management District (BAAQMD) concludes that under existing and future vehicle emission rates, a given project would have to increase traffic volumes at a single intersection by more than 44,000 vehicles per hour—or 24,000 vehicles per hour where vertical and/or horizontal air does not mix—in order to generate a significant CO impact (48).

Traffic volumes generating the CO concentrations for the "hot spot" analysis is shown on Table 3-14. The busiest intersection evaluated was that at Wilshire Blvd. and Veteran Ave., which has a daily traffic volume of approximately 100,000 vehicles per day and AM/PM traffic volumes of 8,062 vehicles per hour and 7,719 vehicles per hour respectively (47). The 2003 AQMP estimated that the 1-hour concentration for this intersection was 4.6 ppm; this indicates that, should the daily traffic volume increase four times to 400,000 vehicles per day, CO concentrations (4.6 ppm x 4= 18.4 ppm) would still not likely exceed the most stringent 1-hour CO standard (20.0 ppm).[12] At buildout of the Project, as shown on Exhibit 7-3 of the TIA, the highest average daily trips on a segment of road would be 53,100 daily trips on Valley Way and Mission Boulevard, which is lower than the highest daily traffic volumes at Wilshire Blvd. and Veteran Ave. of 100,000 vehicles per day (40). Additionally, the 2003 AQMP determined that the highest traffic volumes on a segment of road is 8,674 vehicles per hour on La Cienega Boulevard and Century Boulevard. As shown on Table 3-15, the highest trips on a segment of road for the Project is 5,649 vehicles per hour on Valley Way and Mission Boulevard. As such, Project-related traffic volumes are less than the traffic volumes identified in the 2003 AQMP. The proposed Project considered herein would not produce the volume of traffic required to generate a CO "hot spot" either in the context of the 2003 Los Angeles hot spot study or based on representative BAAQMD CO threshold considerations. Therefore, CO "hot spots" are not an environmental impact of concern for the proposed Project. Localized air quality impacts related to mobile-source emissions would therefore be less than significant.

TABLE 3-14: TRAFFIC VOLUMES

Intersection Location	Peak Traffic Volumes (vph)				
	Eastbound (AM/PM)	Westbound (AM/PM)	Southbound (AM/PM)	Northbound (AM/PM)	Total (AM/PM)
Wilshire/Veteran	4,954/2,069	1,830/3,317	721/1,400	560/933	8,062/7,719
Sunset/Highland	1,417/1,764	1,342/1,540	2,304/1,832	1,551/2,238	6,614/5,374
La Cienega/Century	2,540/2,243	1,890/2,728	1,384/2,029	821/1,674	6,634/8,674
Long Beach/Imperial	1,217/2,020	1,760/1,400	479/944	756/1,150	4,212/5,514

Vph = Vehicles Per Hour
Source: 2003 AQMP

12 Based on the ratio of the CO standard (20.0 ppm) and the modeled value (4.6 ppm).

TABLE 3-15: PROJECT PEAK TRAFFIC VOLUMES

Intersection Location	Peak Traffic Volumes (vph)				
	Northbound (AM/PM)	Southbound (AM/PM)	Eastbound (AM/PM)	Westbound (AM/PM)	Total (AM/PM)
Sierra Avenue/Slover Avenue	1,547/2,154	1,894/2,214	646/1,252	917/1,550	5,004/7,170
Sierra Avenue/Santa Ana Avenue	1,598/2,086	1,375/1,827	371/706	326/369	3,670/4,989
Valley Way/Granit Hill Dr. (SR-60 WB)	1,153/1,944	1,242/1,470	248/539	953/1,250	3,596/5,203
Valley Way/Mission Boulevard	551/568	1,349/1,344	1,993/2,096	1,158/1,641	5,051/5,649

Source: *Goodman Industrial Park Fontana III Traffic Impact Analysis* (Urban Crossroads, 2019).

3.9 AIR QUALITY MANAGEMENT PLANNING

The Project site is located within the SCAB, which is characterized by relatively poor air quality. The SCAQMD has jurisdiction over an approximately 10,743 square-mile area consisting of the four-county Basin and the Los Angeles County and Riverside County portions of what use to be referred to as the Southeast Desert Air Basin. In these areas, the SCAQMD is principally responsible for air pollution control, and works directly with the SCAG, county transportation commissions, local governments, as well as state and federal agencies to reduce emissions from stationary, mobile, and indirect sources to meet state and federal ambient air quality standards.

Currently, these state and federal air quality standards are exceeded in most parts of the SCAB. In response, the SCAQMD has adopted a series of AQMPs to meet the state and federal ambient air quality standards. AQMPs are updated regularly in order to more effectively reduce emissions, accommodate growth, and to minimize any negative fiscal impacts of air pollution control on the economy.

In March 2017, the AQMD released the Final 2016 AQMP. The 2016 AQMP continues to evaluate current integrated strategies and control measures to meet the NAAQS, as well as, explore new and innovative methods to reach its goals. Some of these approaches include utilizing incentive programs, recognizing existing co-benefit programs from other sectors, and developing a strategy with fair-share reductions at the federal, state, and local levels (49). Similar to the 2012 AQMP, the 2016 AQMP incorporates scientific and technological information and planning assumptions, including the 2016 RTP/SCS, a planning document that supports the integration of land use and transportation to help the region meet the federal Clean Air Act requirements (20). The Project's consistency with the AQMP will be determined using the 2016 AQMP as discussed below.

Criteria for determining consistency with the AQMP are defined in Chapter 12, Section 12.2 and Section 12.3 of the SCAQMD's CEQA Air Quality Handbook (1993) (50). These indicators are discussed below:

Consistency Criterion No. 1: The proposed Project will not result in an increase in the frequency or severity of existing air quality violations or cause or contribute to new violations or delay the timely attainment of air quality standards or the interim emissions reductions specified in the AQMP.

Pursuant to the methodology provided in Chapter 12 of the 1993 SCAQMD CEQA Air Quality Handbook, consistency with the AQMP is affirmed when a project (1) does not increase the frequency or severity of an air quality standards violation or cause a new violation and (2) is consistent with the growth assumptions in the AQMP.

Since the consistency criteria identified under the first criterion pertain to pollutant concentrations, an analysis of a project's pollutant emissions relative to localized pollutant concentrations associated with the CAAQS and NAAQS is used for evaluating Project consistency. Additionally, as a conservative measure, if a project's emissions exceed the SCAQMD regional thresholds for VOC, NO_X, PM_{10}, or $PM_{2.5}$, it follows that the emissions could cumulatively contribute to an exceedance of a pollutant for which the SCAB is in nonattainment (O_3, NO_2, PM_{10}, or $PM_{2.5}$).

With mitigation, the Project construction-source emissions would not exceed any of the applicable localized or regional thresholds. However, with respect to operational activities, the Project will not exceed the localized thresholds but would exceed the applicable regional significance thresholds for emissions of NO_X. As such, the Project would have the potential to conflict with the AQMP and on the basis of the preceding discussion since it has the potential to conflict with the first criterion.

Consistency Criterion No. 2: The Project will not exceed the assumptions in the AQMP based on the years of Project build-out phase.

The 2016 AQMP demonstrates that the applicable ambient air quality standards can be achieved within the timeframes required under federal law. Growth projections from local general plans adopted by cities in the district are provided to the SCAG, which develops regional growth forecasts, which are then used to develop future air quality forecasts for the AQMP. Development consistent with the growth projections in the City of Fontana General Plan (General Plan) is consistent with the AQMP.

Peak day emissions generated by construction activities are largely independent of land use assignments, but rather are a function of development scope and maximum area of disturbance. Irrespective of the site's land use designation, development of the site to its maximum potential would likely occur, with disturbance of the entire site occurring during construction activities.

The City General Plan designates the Project site as Residential Planned Community (R-PC). The R-PC land use designation allows for residential communities with a density range of 3.0 to 6.4 dwelling units per acre (du/acre) (51) (52). The Project proposes to consist of 1,118,460 square feet across three buildings (894,768 square feet of warehousing (80% of the total square footage) and 223,692 square feet of high-cube cold storage warehouse use (20% of the total square footage)), which exceeds the growth intensities (and therefore emissions) allowed within the General Plan and is inconsistent with the zoning designations of the General Plan. As such, the Project would require a general plan amendment and zoning amendment. As the Project would have the potential to conflict with the AQMP.

AQMP Consistency Conclusion

The Project would have the potential to cause NAAQS or CAAQS violations. The Project would be inconsistent with the current general plan designation. The Project would require a General Plan Amendment (GPA) to industrial warehousing, the GPA is not included in the current AQMP. Therefore, the Project would have the potential to conflict with the AQMP.

3.10 POTENTIAL IMPACTS TO SENSITIVE RECEPTORS

The potential impact of Project-generated air pollutant emissions at sensitive receptors has also been considered. Sensitive receptors can include uses such as long-term health care facilities, rehabilitation centers, and retirement homes. Residences, schools, playgrounds, childcare centers, and athletic facilities can also be considered as sensitive receptors.

Results of the LST analysis indicate that, the Project would not exceed the SCAQMD localized significance thresholds during construction. Therefore, sensitive receptors would not be exposed to substantial pollutant concentrations during Project construction.

Results of the LST analysis indicate that the Project would not exceed the SCAQMD localized significance thresholds during operational activity. Further Project traffic would not create or result in a CO "hotspot." Therefore, sensitive receptors would not be exposed to substantial pollutant concentrations as the result of Project operations.

HEALTH RISK ASSESSMENT

The Project would have a significant impact if it results in a maximum incremental cancer risk ≥ 10 in one million and/or a chronic & acute hazard index that is ≥1.0.

A Health Risk Assessment (HRA) has been prepared by Urban Crossroads, Inc. under a separate cover. The results of the *Goodman Industrial Park Fontana III Mobile Source Health Risk Assessment* (Urban Crossroads, Inc. 2019) indicate that the Project would not result in any significant health risk impacts from exposure to diesel particulate matter (DPM) resulting from Project construction or on-going operations.

3.11 ODORS

The potential for the Project to generate objectionable odors has also been considered. Land uses generally associated with odor complaints include:

- Agricultural uses (livestock and farming)
- Wastewater treatment plants
- Food processing plants
- Chemical plants
- Composting operations
- Refineries
- Landfills
- Dairies

- Fiberglass molding facilities

The Project does not contain land uses typically associated with emitting objectionable odors. Potential odor sources associated with the proposed Project may result from construction equipment exhaust and the application of asphalt and architectural coatings during construction activities and the temporary storage of typical solid waste (refuse) associated with the proposed Project's (long-term operational) uses. Standard construction requirements would minimize odor impacts from construction. The construction odor emissions would be temporary, short-term, and intermittent in nature and would cease upon completion of the respective phase of construction and is thus considered less than significant. It is expected that Project-generated refuse would be stored in covered containers and removed at regular intervals in compliance with the City's solid waste regulations. The proposed Project would also be required to comply with SCAQMD Rule 402 to prevent occurrences of public nuisances. Therefore, odors associated with the proposed Project construction and operations would be less than significant and no mitigation is required (53).

3.12 CUMULATIVE IMPACTS

The Project area is designated as a non-attainment area for ozone, $PM_{2.5}$, and lead.

The AQMD has published a report on how to address cumulative impacts from air pollution: *White Paper on Potential Control Strategies to Address Cumulative Impacts from Air Pollution* (54). In this report the AQMD clearly states (Page D-3):

> *…the AQMD uses the same significance thresholds for project specific and cumulative impacts for all environmental topics analyzed in an Environmental Assessment or Environmental Impact Report (EIR). The only case where the significance thresholds for project specific and cumulative impacts differ is the Hazard Index (HI) significance threshold for toxic air contaminant (TAC) emissions. The project specific (project increment) significance threshold is HI > 1.0 while the cumulative (facility-wide) is HI > 3.0. It should be noted that the HI is only one of three TAC emission significance thresholds considered (when applicable) in a CEQA analysis. The other two are the maximum individual cancer risk (MICR) and the cancer burden, both of which use the same significance thresholds (MICR of 10 in 1 million and cancer burden of 0.5) for project specific and cumulative impacts.*
>
> *Projects that exceed the project-specific significance thresholds are considered by the SCAQMD to be cumulatively considerable. This is the reason project-specific and cumulative significance thresholds are the same. Conversely, projects that do not exceed the project-specific thresholds are generally not considered to be cumulatively significant.*

Therefore, this analysis assumes that individual projects that do not generate operational or construction emissions that exceed the SCAQMD's recommended daily thresholds for project-specific impacts would also not cause a cumulatively considerable increase in emissions for those pollutants for which the Basin is in nonattainment, and, therefore, would not be considered to have a significant, adverse air quality impact. Alternatively, individual project-related

construction and operational emissions that exceed SCAQMD thresholds for project-specific impacts would be considered cumulatively considerable.

Construction Impacts

The Project-specific evaluation of emissions presented in the preceding analysis demonstrates that, after implementation of MM AQ-1, Project construction-source air pollutant emissions would not result in exceedances of regional thresholds. Therefore, Project construction-source emissions would be considered less than significant on a project-specific and cumulative basis.

Operational Impacts

Project operational-source NO_X emissions will exceed applicable SCAQMD regional thresholds. Per SCAQMD significance guidance, these impacts at the Project level are also considered cumulatively significant and would persist over the life of the Project. NO_X emissions are ozone precursors and would therefore contribute considerably to existing ozone non-attainment conditions within the Basin. This is a cumulatively significant impact persisting over the life of the Project.

This page intentionally left blank

4 FINDINGS & CONCLUSIONS

CONSTRUCTION-SOURCE EMISSIONS

REGIONAL IMPACTS

Prior to mitigation, the Project would exceed the numerical thresholds of significance established by the SCAQMD for emissions of VOCs. MM AQ-1 is recommended to reduce impacts. After implementation of MM AQ-1, Project construction-source VOC emissions would not exceed the applicable SCAQMD regional thresholds. As such, a less than significant impact would occur for Project-related construction-source emissions and no additional mitigation beyond what those identified in this air study would be required.

LOCALIZED IMPACTS

For localized emissions, the Project would not exceed the SCAQMD's localized significance threshold for any criteria pollutant. Therefore, a less than significant impact would occur.

ODORS

Established requirements addressing construction equipment operations, and construction material use, storage, and disposal requirements act to minimize odor impacts that may result from construction activities. Moreover, construction-source odor emissions would be temporary, short-term, and intermittent in nature and would not result in persistent impacts that would affect substantial numbers of people. Potential construction-source odor impacts are therefore considered less-than-significant.

OPERATIONAL-SOURCE EMISSIONS

REGIONAL IMPACTS

The Project would exceed regional thresholds of significance established by the SCAQMD for emissions of NO_X. It is important to note that 93 percent of the Project's NO_X emissions are derived from vehicle usage. Since neither the Project Applicant nor the City have regulatory authority to control tailpipe emissions, no feasible mitigation measures exist that would reduce NO_X emissions to levels that are less-than-significant, thus NO_X emissions are considered significant and unavoidable.

LOCALIZED IMPACTS

For localized emissions, the Project would not exceed the SCAQMD's localized significance threshold for any criteria pollutant. Therefore, a less than significant impact would occur.

Odors

Substantial odor-generating sources include land uses such as agricultural activities, feedlots, wastewater treatment facilities, landfills or various heavy industrial uses. The Project does not propose any such uses or activities that would result in potentially significant operational-source

odor impacts. Potential sources of operational odors generated by the Project would include disposal of miscellaneous refuse. Moreover, SCAQMD Rule 402 acts to prevent occurrences of odor nuisances (53). Consistent with City requirements, all Project-generated refuse would be stored in covered containers and removed at regular intervals in compliance with solid waste regulations. Potential operational-source odor impacts are therefore considered less-than-significant.

5 REFERENCES

1. **Association of Environmental Professionals.** *2019 CEQA California Environmental Quality Act.* 2019.
2. **South Coast Air Quality Management District.** RULE 403. FUGITIVE DUST. [Online] https://www.aqmd.gov/docs/default-source/rule-book/rule-iv/rule-403.pdf?sfvrsn=4.
3. —. RULE 1113. Architectural Coatings. [Online] http://www.aqmd.gov/docs/default-source/rule-book/reg-xi/r1113.pdf.
4. —. RULE 1113. Architectural Coatings. [Online] http://www.aqmd.gov/docs/default-source/rule-book/reg-xi/r1113.pdf.
5. **California Air Resources Board.** EMFAC2017 An Upate to California On-Road Mobile Source Emissions Inventory. [Online] November 9, 2017. [Cited: June 12, 2019.] https://ww3.arb.ca.gov/msei/downloads/emfac2017_workshop_11_09_2017_final.pdf.
6. **South Coast Air Quality Management District.** Southern California Air Basins. [Online] https://www.arb.ca.gov/msprog/onroad/porttruck/maps/scabc7map.pdf.
7. —. *Guidance Document for Addressing Air Quality Issues in General Plans and Local Planning.* 2005.
8. **California Air Resources Board.** Ambient Air Quality Standards (AAQS). [Online] 2016. http://www.arb.ca.gov/research/aaqs/aaqs2.pdf.
9. **United State Environmental Protection Agency.** Frequent Questions about General Conformity . *EPA.* [Online] https://www.epa.gov/general-conformity/frequent-questions-about-general-conformity#8.
10. **South Coast Air Quality Management District.** Annual Air Quality Monitoring Network Plan. [Online] July 2018. http://www.aqmd.gov/docs/default-source/clean-air-plans/air-quality-monitoring-network-plan/annual-air-quality-monitoring-network-plan-v2.pdf?sfvrsn=2.
11. **Air Resources Board.** State and National Ambient Air Quality Standards. [Online] https://www.arb.ca.gov/regact/2019/stateareadesignations/appc.pdf?_ga=2.169398369.1537615702.1554741141-1192937971.1505156621.
12. **District, South Coast Air Quality Management.** Air Quality Data Tables. [Online] https://www.aqmd.gov/home/air-quality/air-quality-data-studies/historical-data-by-year.
13. **Environmental Protection Agency.** National Ambient Air Quality Standards (NAAQS). [Online] 1990. https://www.epa.gov/environmental-topics/air-topics.
14. —. Air Pollution and the Clean Air Act. [Online] http://www.epa.gov/air/caa/.
15. **United States Environmental Protection Agency.** 1990 Clean Air Act Amendment Summary: Title I. [Online] https://www.epa.gov/clean-air-act-overview/1990-clean-air-act-amendment-summary-title-i.
16. —. 1990 Clean Air Act Amendment Summary: Title II. [Online] https://www.epa.gov/clean-air-act-overview/1990-clean-air-act-amendment-summary-title-ii.
17. **Air Resources Board.** California Ambient Air Quality Standards (CAAQS). [Online] 2009. [Cited: April 16, 2018.] http://www.arb.ca.gov/research/aaqs/caaqs/caaqs.htm.
18. **The California Energy Commission.** 2019 Building Energy Efficiency Standards . *California Energy Commission.* [Online] 2018. https://www.energy.ca.gov/title24/2019standards/documents/2018_Title_24_2019_Building_Standards_FAQ.pdf.

19. **Department of General Services.** Building Standards Commission. *CALGreen.* [Online] https://codes.iccsafe.org/content/chapter/15778/.
20. **Southern California Association of Governments.** 2016-2040 Regional Transportation Plan/Sustainable Communities Strategy. [Online] April 2016. http://scagrtpscs.net/Documents/2016/final/f2016RTPSCS.pdf.
21. **South Coast Air Quality Management District.** *Air Quality Management Plan.* 2012.
22. **California Air Resources Board.** *The California Almanac of Emissions and Air Quality.* 2013.
23. **South Coast AQMD.** South Coast Air Basin Ozone Trend. [Online] https://www.aqmd.gov/home/air-quality/historical-air-quality-data/historic-ozone-air-quality-trends.
24. **California Air Resources Board.** iADAM: Air Quality Data Statistics. *California Air Resources Board.* [Online] https://arb.ca.gov/adam/trends/trends2.php.
25. **South Coast Air Quality Management District.** Final 2016 Air Quality Management Plan. *South Coast Air Quality Management District.* [Online] March 2017. http://www.aqmd.gov/docs/default-source/clean-air-plans/air-quality-management-plans/2016-air-quality-management-plan/final-2016-aqmp/final2016aqmp.pdf.
26. **South coast Air Quality Management District.** *CEQA Air Quality Handbook (1993).* 1993.
27. **California Environmental Protection Agency Air Resources Board.** Nitrogen Dioxide- Overview. [Online] http://www.arb.ca.gov/research/aaqs/caaqs/no2-1/no2-1.htm.
28. **American Lung Association.** State of the Air Southern California Regional Summary. [Online] https://www.lung.org/local-content/california/documents/state-of-the-air/2018/sota-2018_southernca-fact.pdf.
29. **Ralph Propper, Patrick Wong, Son Bui, Jeff Austin, William Vance, Alvaro Alvarado, Bart Croes, and Dongmin Luo.** Ambient and Emission Trends of Toxic Air Contaminants in California. *American Chemical Society: Environmental Science & Technology.* 2015.
30. **Air Resources Board.** ARB's Drayage Truck Regulatory Activities. [Online] http://www.arb.ca.gov/msprog/onroad/porttruck/porttruck.htm.
31. —. Truck and Bus Regulation. *On-Road Heavy-Duty Diesel Vehicles (In-Use) Regulation.* [Online] http://www.arb.ca.gov/msprog/onrdiesel/onrdiesel.htm.
32. **The Port of Los Angeles.** Clean Truck Program. [Online] http://www.portoflosangeles.org/ctp/idx_ctp.asp.
33. **South Coast Air Quality Management District.** *The Multiple Air Toxics Exposure Study IV.* 2015.
34. —. Transfer Funds, Appropriate Funding, Execute Purchase Orders, Execute Contrat and Authorize Release of RFQs for the Fifth Multiple Air Toxics Exposure Study. *South Coast Air Quality Management District.* [Online] 2017. http://www.aqmd.gov/docs/default-source/Agendas/Governing-Board/2017/2017-jul7-009.pdf?sfvrsn=7.
35. **Professionals, Association of Environmental.** 2018 California Environmental Quality Act (CEQA) Statute and Guidelines. [Online] 2018. http://resources.ca.gov/ceqa/docs/2018_CEQA_Statutes_and_Guidelines.pdf.
36. **South Coast Air Quality Management District (SCAQMD).** SCAQMD Air Quality Significance Thresholds. [Online] http://www.aqmd.gov/docs/default-source/ceqa/handbook/scaqmd-air-quality-significance-thresholds.pdf?sfvrsn=2.

37. **California Air Pollution Control Officers Association (CAPCOA).** California Emissions Estimator Model (CalEEMod). [Online] September 2016. www.caleemod.com.
38. **California Air Pollution Control Officers Association.** California Emissions Estimator Model User's Guide. [Online] November 2017. http://www.caleemod.com/.
39. **California Department of Transportation.** EMFAC Software. [Online] http://www.dot.ca.gov/hq/env/air/pages/emfac.htm.
40. **Urban Crossroads, Inc.** *Goodman Industrial Park Fontana III Traffic Impact Analysis.* 2019.
41. **National Center for Sustainable Transportation.** Evaluation of Sketch-Level Vehicle Miles Traveled (VMT) Quantification Tools. [Online] August 2017. https://ncst.ucdavis.edu/wp-content/uploads/2017/06/NCST-SGC_Handy-VMT-Quant_Final-Report-AUGUST-2017.pdf.
42. **Governor's Office of Planning and Research.** *Technical Advisory on Evaluating Transportation Impacts in CEQA.* 2018.
43. **South Coast Air Quality Management District.** *SCAQMD High Cube Warehouse Truck Trip Study White Paper Summary of Busniess Survey Results.* 2014.
44. —. *Localized Significance Thresholds Methodology.* s.l. : South Coast Air Quality Managment District, 2003.
45. **Lake Environmental.** US EPA Models. *Lake Environmental.* [Online] http://www.weblakes.com/download/us_epa.html.
46. **South Coast Air Quality Management District.** Fact Sheet for Applying CalEEMod to Localized Significance Thresholds. [Online] http://www.aqmd.gov/docs/default-source/ceqa/handbook/localized-significance-thresholds/caleemod-guidance.pdf.
47. —. 2003 Air Quality Management Plan. [Online] 2003. https://www.aqmd.gov/home/air-quality/clean-air-plans/air-quality-mgt-plan/2003-aqmp.
48. **Bay Area Air Quality Management District.** [Online] http://www.baaqmd.gov/.
49. **South Coast Air Quality Management District.** Final 2016 Air Quality Management Plan (AQMP). [Online] March 2017. http://www.aqmd.gov/docs/default-source/clean-air-plans/air-quality-management-plans/2016-air-quality-management-plan/final-2016-aqmp/final2016aqmp.pdf?sfvrsn=11.
50. **South coast Air Quality Management District.** *CEQA Air Quality Handbook (1993).* 1993.
51. **City of Fontana.** City of Fontana, CA--- Zoning and Plans. [Online] Esri. http://web1.fontana.org/zoning/.
52. —. General Plan Chapter 3: Land Use Element. [Online] 2018. https://www.fontana.org/DocumentCenter/View/26754/Chapter-15---Land-Use-Zoning-and-Urban-Design.
53. **South Coast Air Quality Management District.** RULE 402 NUISANCE. [Online] http://www.aqmd.gov/docs/default-source/rule-book/rule-iv/rule-402.pdf.
54. **Goss, Tracy A and Kroeger, Amy.** White Paper on Potential Control Strategies to Address Cumulative Impacts from Air Pollution. [Online] South Coast Air Quality Management District, 2003. http://www.aqmd.gov/rules/ciwg/final_white_paper.pdf.
55. **California Air Pollution Control Officers Association.** Appendix A Calculation Details for CalEEMod. [Online] 2017. http://www.caleemod.com/.

This page intentionally left blank

6 CERTIFICATIONS

The contents of this air study report represent an accurate depiction of the environmental impacts associated with the proposed Goodman Industrial Park Fontana III Project. The information contained in this air quality impact report is based on the best available data at the time of preparation. If you have any questions, please contact me directly at (949) 336-5987.

Haseeb Qureshi
Associate Principal
URBAN CROSSROADS, INC.
260 E. Baker Street, Suite 200
Costa Mesa, CA 92626
(949) 336-5987
hqureshi@urbanxroads.com

EDUCATION

Master of Science in Environmental Studies
California State University, Fullerton • May, 2010

Bachelor of Arts in Environmental Analysis and Design
University of California, Irvine • June, 2006

PROFESSIONAL AFFILIATIONS

AEP – Association of Environmental Planners
AWMA – Air and Waste Management Association
ASTM – American Society for Testing and Materials

PROFESSIONAL CERTIFICATIONS

Environmental Site Assessment – American Society for Testing and Materials • June, 2013
Planned Communities and Urban Infill – Urban Land Institute • June, 2011
Indoor Air Quality and Industrial Hygiene – EMSL Analytical • April, 2008
Principles of Ambient Air Monitoring – California Air Resources Board • August, 2007
AB2588 Regulatory Standards – Trinity Consultants • November, 2006
Air Dispersion Modeling – Lakes Environmental • June, 2006

This page intentionally left blank

APPENDIX 2.1:

STATE/FEDERAL ATTAINMENT STATUS OF CRITERIA POLLUTANTS

APPENDIX C

MAPS AND TABLES OF AREA DESIGNATIONS FOR STATE AND NATIONAL AMBIENT AIR QUALITY STANDARDS

[This page intentionally left blank]

APPENDIX C

MAPS AND TABLES OF AREA DESIGNATIONS FOR STATE AND NATIONAL AMBIENT AIR QUALITY STANDARDS

This attachment fulfills the requirement of Health and Safety Code section 40718 for CARB to publish maps that identify areas where one or more violations of any State ambient air quality standard (State standard) or national ambient air quality standard (national standard) have been measured. The national standards are those promulgated under section 109 of the federal Clean Air Act (42 U.S.C. 7409).

This attachment is divided into three parts. The first part comprises a table showing the levels, averaging times, and measurement methods for each of the State and national standards. This is followed by a section containing maps and tables showing the area designations for each pollutant for which there is a State standard in the California Code of Regulations, title 17, section 70200. The last section contains maps and tables showing the most current area designations for the national standards.

Ambient Air Quality Standards

(Updated 5/4/16)

Pollutant	Averaging Time	California Standards [1]		National Standards [2]		
		Concentration [3]	Method [4]	Primary [3,5]	Secondary [3,6]	Method [7]
Ozone (O_3)[8]	1 Hour	0.09 ppm (180 µg/m³)	Ultraviolet Photometry	—	Same as Primary Standard	Ultraviolet Photometry
	8 Hour	0.070 ppm (137 µg/m³)		0.070 ppm (137 µg/m³)		
Respirable Particulate Matter (PM10)[9]	24 Hour	50 µg/m³	Gravimetric or Beta Attenuation	150 µg/m³	Same as Primary Standard	Inertial Separation and Gravimetric Analysis
	Annual Arithmetic Mean	20 µg/m³		—		
Fine Particulate Matter (PM2.5)[9]	24 Hour	—	—	35 µg/m³	Same as Primary Standard	Inertial Separation and Gravimetric Analysis
	Annual Arithmetic Mean	12 µg/m³	Gravimetric or Beta Attenuation	12.0 µg/m³	15 µg/m³	
Carbon Monoxide (CO)	1 Hour	20 ppm (23 mg/m³)	Non-Dispersive Infrared Photometry (NDIR)	35 ppm (40 mg/m³)	—	Non-Dispersive Infrared Photometry (NDIR)
	8 Hour	9.0 ppm (10 mg/m³)		9 ppm (10 mg/m³)	—	
	8 Hour (Lake Tahoe)	6 ppm (7 mg/m³)		—	—	
Nitrogen Dioxide (NO_2)[10]	1 Hour	0.18 ppm (339 µg/m³)	Gas Phase Chemiluminescence	100 ppb (188 µg/m³)	—	Gas Phase Chemiluminescence
	Annual Arithmetic Mean	0.030 ppm (57 µg/m³)		0.053 ppm (100 µg/m³)	Same as Primary Standard	
Sulfur Dioxide (SO_2)[11]	1 Hour	0.25 ppm (655 µg/m³)	Ultraviolet Fluorescence	75 ppb (196 µg/m³)	—	Ultraviolet Flourescence; Spectrophotometry (Pararosaniline Method)
	3 Hour	—		—	0.5 ppm (1300 µg/m³)	
	24 Hour	0.04 ppm (105 µg/m³)		0.14 ppm (for certain areas)[11]	—	
	Annual Arithmetic Mean	—		0.030 ppm (for certain areas)[11]	—	
Lead[12,13]	30 Day Average	1.5 µg/m³	Atomic Absorption	—	—	High Volume Sampler and Atomic Absorption
	Calendar Quarter	—		1.5 µg/m³ (for certain areas)[12]	Same as Primary Standard	
	Rolling 3-Month Average	—		0.15 µg/m³		
Visibility Reducing Particles[14]	8 Hour	See footnote 14	Beta Attenuation and Transmittance through Filter Tape	No National Standards		
Sulfates	24 Hour	25 µg/m³	Ion Chromatography			
Hydrogen Sulfide	1 Hour	0.03 ppm (42 µg/m³)	Ultraviolet Fluorescence			
Vinyl Chloride[12]	24 Hour	0.01 ppm (26 µg/m³)	Gas Chromatography			

See footnotes on next page …

1. California standards for ozone, carbon monoxide (except 8-hour Lake Tahoe), sulfur dioxide (1- and 24-hour), nitrogen dioxide, and particulate matter (PM10, PM2.5, and visibility reducing particles), are values that are not to be exceeded. All others are not to be equaled or exceeded. California ambient air quality standards are listed in the Table of Standards in Section 70200 of Title 17 of the California Code of Regulations.

2. National standards (other than ozone, particulate matter, and those based on annual arithmetic mean) are not to be exceeded more than once a year. The ozone standard is attained when the fourth highest 8-hour concentration measured at each site in a year, averaged over three years, is equal to or less than the standard. For PM10, the 24-hour standard is attained when the expected number of days per calendar year with a 24-hour average concentration above 150 $\mu g/m^3$ is equal to or less than one. For PM2.5, the 24-hour standard is attained when 98 percent of the daily concentrations, averaged over three years, are equal to or less than the standard. Contact the U.S. EPA for further clarification and current national policies.

3. Concentration expressed first in units in which it was promulgated. Equivalent units given in parentheses are based upon a reference temperature of 25°C and a reference pressure of 760 torr. Most measurements of air quality are to be corrected to a reference temperature of 25°C and a reference pressure of 760 torr; ppm in this table refers to ppm by volume, or micromoles of pollutant per mole of gas.

4. Any equivalent measurement method which can be shown to the satisfaction of the CARB to give equivalent results at or near the level of the air quality standard may be used.

5. National Primary Standards: The levels of air quality necessary, with an adequate margin of safety to protect the public health.

6. National Secondary Standards: The levels of air quality necessary to protect the public welfare from any known or anticipated adverse effects of a pollutant.

7. Reference method as described by the U.S. EPA. An “equivalent method” of measurement may be used but must have a “consistent relationship to the reference method” and must be approved by the U.S. EPA.

8. On October 1, 2015, the national 8-hour ozone primary and secondary standards were lowered from 0.075 to 0.070 ppm.

9. On December 14, 2012, the national annual PM2.5 primary standard was lowered from 15 $\mu g/m^3$ to 12.0 $\mu g/m^3$. The existing national 24-hour PM2.5 standards (primary and secondary) were retained at 35 $\mu g/m^3$, as was the annual secondary standard of 15 $\mu g/m^3$. The existing 24-hour PM10 standards (primary and secondary) of 150 $\mu g/m^3$ also were retained. The form of the annual primary and secondary standards is the annual mean, averaged over 3 years.

10. To attain the 1-hour national standard, the 3-year average of the annual 98th percentile of the 1-hour daily maximum concentrations at each site must not exceed 100 ppb. Note that the national 1-hour standard is in units of parts per billion (ppb). California standards are in units of parts per million (ppm). To directly compare the national 1-hour standard to the California standards the units can be converted from ppb to ppm. In this case, the national standard of 100 ppb is identical to 0.100 ppm.

11. On June 2, 2010, a new 1-hour SO_2 standard was established and the existing 24-hour and annual primary standards were revoked. To attain the 1-hour national standard, the 3-year average of the annual 99th percentile of the 1-hour daily maximum concentrations at each site must not exceed 75 ppb. The 1971 SO_2 national standards (24-hour and annual) remain in effect until one year after an area is designated for the 2010 standard, except that in areas designated nonattainment for the 1971 standards, the 1971 standards remain in effect until implementation plans to attain or maintain the 2010 standards are approved.

    Note that the 1-hour national standard is in units of parts per billion (ppb). California standards are in units of parts per million (ppm). To directly compare the 1-hour national standard to the California standard the units can be converted to ppm. In this case, the national standard of 75 ppb is identical to 0.075 ppm.

12. The CARB has identified lead and vinyl chloride as 'toxic air contaminants' with no threshold level of exposure for adverse health effects determined. These actions allow for the implementation of control measures at levels below the ambient concentrations specified for these pollutants.

13. The national standard for lead was revised on October 15, 2008 to a rolling 3-month average. The 1978 lead standard (1.5 $\mu g/m^3$ as a quarterly average) remains in effect until one year after an area is designated for the 2008 standard, except that in areas designated nonattainment for the 1978 standard, the 1978 standard remains in effect until implementation plans to attain or maintain the 2008 standard are approved.

14. In 1989, the CARB converted both the general statewide 10-mile visibility standard and the Lake Tahoe 30-mile visibility standard to instrumental equivalents, which are "extinction of 0.23 per kilometer" and "extinction of 0.07 per kilometer" for the statewide and Lake Tahoe Air Basin standards, respectively.

[This page intentionally left blank]

Area Designations for the State Ambient Air Quality Standards

The following maps and tables show the area designations for each pollutant with a State standard set forth in the California Code of Regulations, title 17, section 60200. Each area is identified as attainment, nonattainment, nonattainment-transitional, or unclassified for each pollutant, as shown below:

Attainment	A
Nonattainment	N
Nonattainment-Transitional	NA-T
Unclassified	U

In general, CARB designates areas by air basin for pollutants with a regional impact and by county for pollutants with a more local impact. However, when there are areas within an air basin or county with distinctly different air quality deriving from sources and conditions not affecting the entire air basin or county, CARB may designate a smaller area. Generally, when boundaries of the designated area differ from the air basin or county boundaries, the description of the specific area is referenced at the bottom of the summary table.

FIGURE 1

Source Date:
October 2018
Air Quality Planning and Science Division

TABLE 1

California Ambient Air Quality Standards
Area Designations for Ozone [1]

	N	NA-T	U	A		N	NA-T	U	A
GREAT BASIN VALLEYS AIR BASIN					NORTHEAST PLATEAU AIR BASIN				X
Alpine County			X		SACRAMENTO VALLEY AIR BASIN				
Inyo County	X				Colusa and Glenn Counties				X
Mono County	X				Sutter/Yuba Counties				
LAKE COUNTY AIR BASIN				X	Sutter Buttes	X			
LAKE TAHOE AIR BASIN				X	Remainder of Sutter County				X
MOJAVE DESERT AIR BASIN	X				Yuba County				X
MOUNTAIN COUNTIES AIR BASIN					Yolo/Solano Counties		X		
Amador County	X				Remainder of Air Basin	X			
Calaveras County	X				SALTON SEA AIR BASIN	X			
El Dorado County (portion)	X				SAN DIEGO AIR BASIN	X			
Mariposa County	X				SAN FRANCISCO BAY AREA AIR BASIN	X			
Nevada County	X				SAN JOAQUIN VALLEY AIR BASIN	X			
Placer County (portion)	X				SOUTH CENTRAL COAST AIR BASIN				
Plumas County			X		San Luis Obispo County	X			
Sierra County			X		Santa Barbara County		X		
Tuolumne County	X				Ventura County	X			
NORTH CENTRAL COAST AIR BASIN		X			SOUTH COAST AIR BASIN	X			
NORTH COAST AIR BASIN				X					

(1) AB 3048 (Olberg) and AB 2525 (Miller) signed into law in 1996, made changes to Health and Safety Code, section 40925.5. One of the changes allows nonattainment districts to become nonattainment-transitional for ozone by operation of law.

FIGURE 2

2018
Area Designations for State Ambient Air Quality Standards
PM10

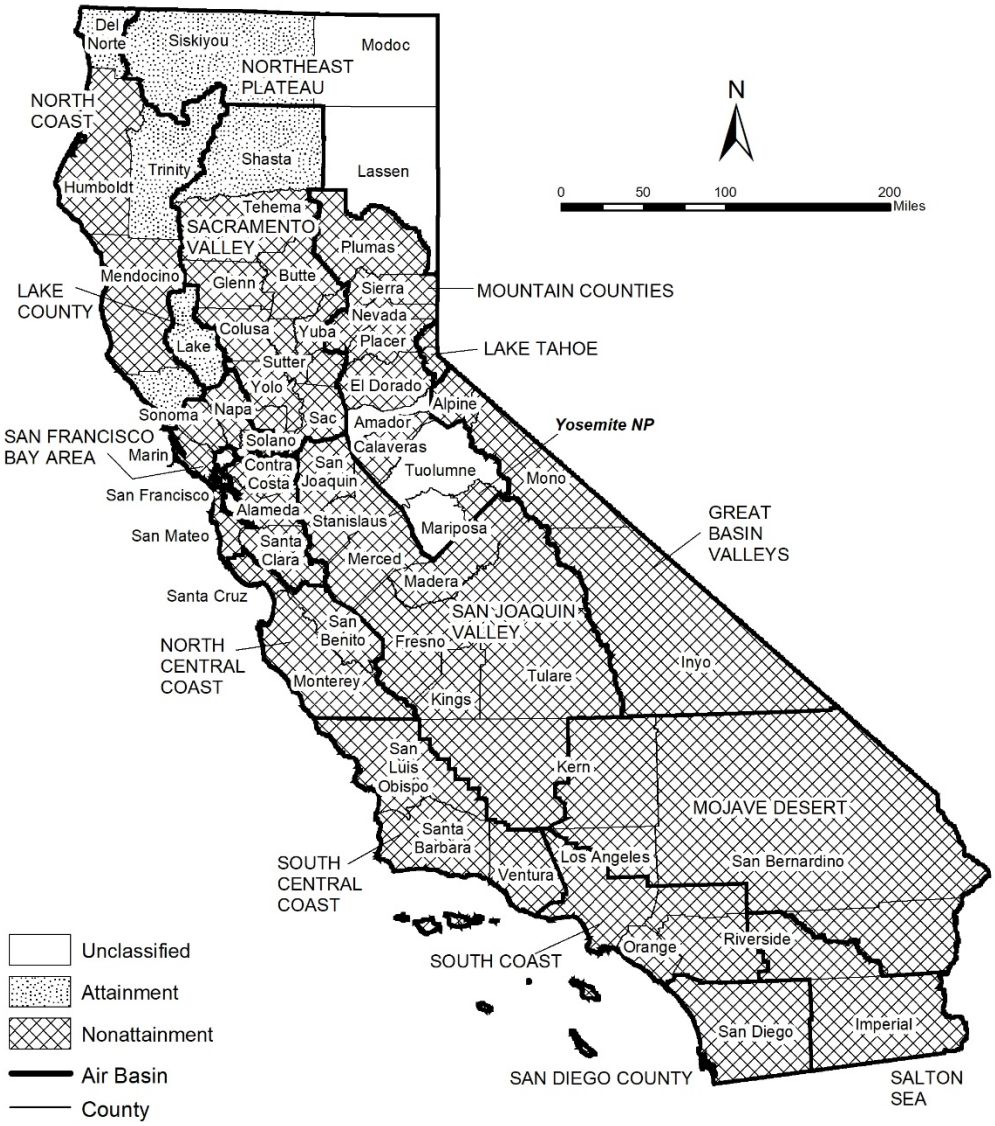

Source Date:
October 2018
Air Quality Planning and Science Division

TABLE 2

California Ambient Air Quality Standards
Area Designation for Suspended Particulate Matter (PM10)

	N	U	A		N	U	A
GREAT BASIN VALLEYS AIR BASIN	X			NORTH CENTRAL COAST AIR BASIN	X		
LAKE COUNTY AIR BASIN			X	NORTH COAST AIR BASIN			
LAKE TAHOE AIR BASIN	X			Del Norte, Sonoma (portion) and Trinity Counties			X
MOJAVE DESERT AIR BASIN	X			Remainder of Air Basin	X		
MOUNTAIN COUNTIES AIR BASIN				NORTHEAST PLATEAU AIR BASIN			
Amador County		X		Siskiyou County			X
Calaveras County	X			Remainder of Air Basin		X	
El Dorado County (portion)	X			SACRAMENTO VALLEY AIR BASIN			
Mariposa County				Shasta County			X
- Yosemite National Park	X			Remainder of Air Basin	X		
- Remainder of County		X		SALTON SEA AIR BASIN	X		
Nevada County	X			SAN DIEGO AIR BASIN	X		
Placer County (portion)	X			SAN FRANCISCO BAY AREA AIR BASIN	X		
Plumas County	X			SAN JOAQUIN VALLEY AIR BASIN	X		
Sierra County	X			SOUTH CENTRAL COAST AIR BASIN	X		
Tuolumne County		X		SOUTH COAST AIR BASIN	X		

FIGURE 3

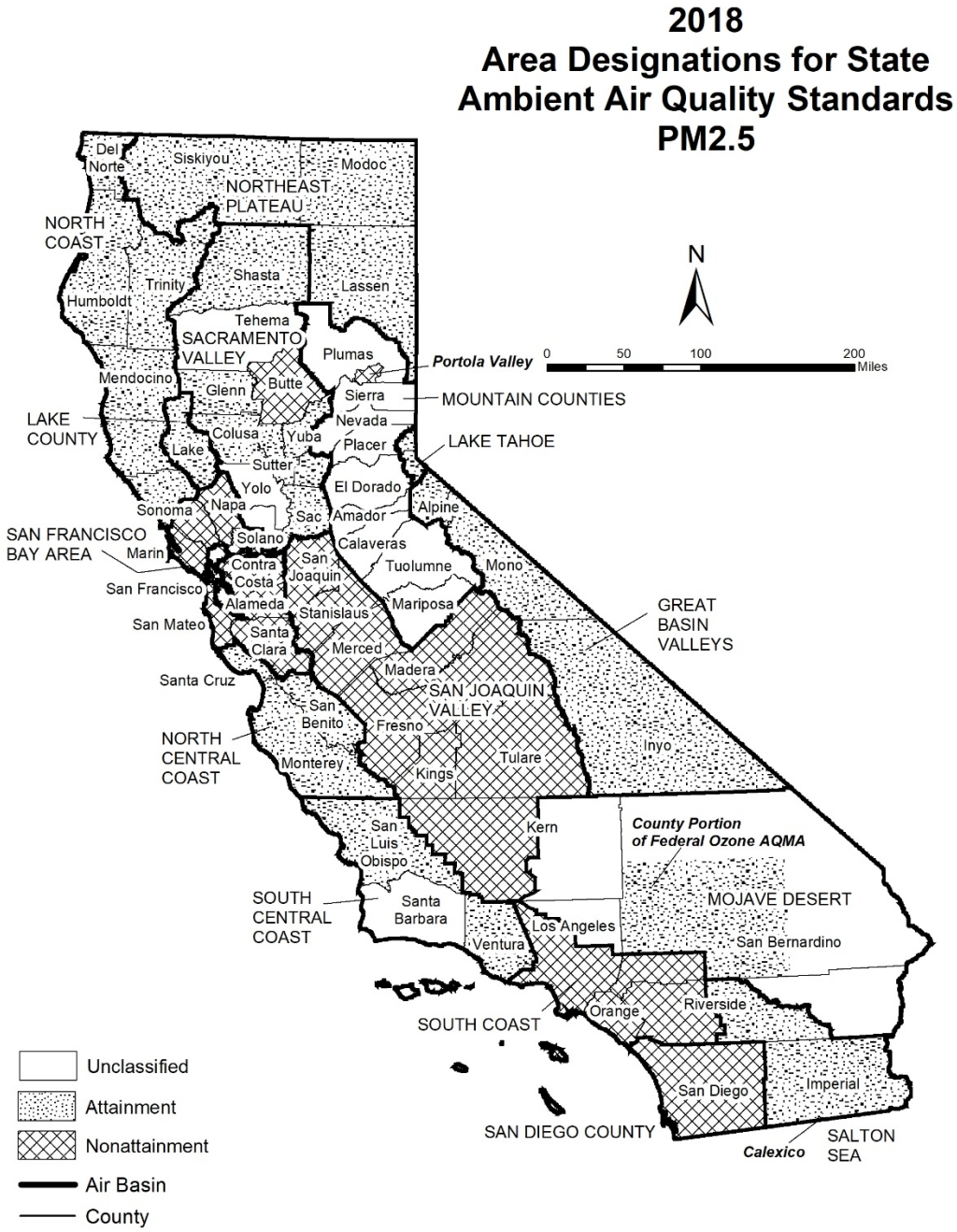

Source Date:
October 2018
Air Quality Planning and Science Division

TABLE 3

California Ambient Air Quality Standards
Area Designations for Fine Particulate Matter (PM2.5)

	N	U	A		N	U	A
GREAT BASIN VALLEYS AIR BASIN			X	SALTON SEA AIR BASIN			
LAKE COUNTY AIR BASIN			X	Imperial County			
LAKE TAHOE AIR BASIN			X	- City of Calexico (3)	X		
MOJAVE DESERT AIR BASIN				Remainder of Air Basin			X
San Bernardino County				SAN DIEGO AIR BASIN	X		
- County portion of federal Southeast Desert Modified AQMA for Ozone (1)			X	SAN FRANCISCO BAY AREA AIR BASIN	X		
				SAN JOAQUIN VALLEY AIR BASIN	X		
Remainder of Air Basin		X		SOUTH CENTRAL COAST AIR BASIN			
MOUNTAIN COUNTIES AIR BASIN				San Luis Obispo County			X
Plumas County				Santa Barbara County		X	
- Portola Valley (2)	X			Ventura County			X
Remainder of Air Basin		X		SOUTH COAST AIR BASIN	X		
NORTH CENTRAL COAST AIR BASIN			X				
NORTH COAST AIR BASIN			X				
NORTHEAST PLATEAU AIR BASIN			X				
SACRAMENTO VALLEY AIR BASIN							
Butte County	X						
Colusa County			X				
Glenn County			X				
Placer County (portion)			X				
Sacramento County			X				
Shasta County			X				
Sutter and Yuba Counties			X				
Remainder of Air Basin		X					

(1) California Code of Regulations, title 17, section 60200(b)

(2) California Code of Regulations, title 17, section 60200(c)

(3) California Code of Regulations, title 17, section 60200(a)

FIGURE 4

2018
Area Designations for State Ambient Air Quality Standards
CARBON MONOXIDE

Source Date:
October 2018
Air Quality Planning and Science Division

TABLE 4

California Ambient Air Quality Standards
Area Designation for Carbon Monoxide*

	N	NA-T	U	A		N	NA-T	U	A
GREAT BASIN VALLEYS AIR BASIN					SACRAMENTO VALLEY AIR BASIN				
Alpine County			X		Butte County				X
Inyo County				X	Colusa County			X	
Mono County				X	Glenn County			X	
LAKE COUNTY AIR BASIN				X	Placer County (portion)				X
LAKE TAHOE AIR BASIN				X	Sacramento County				X
MOJAVE DESERT AIR BASIN					Shasta County			X	
Kern County (portion)			X		Solano County (portion)				X
Los Angeles County (portion)				X	Sutter County				X
Riverside County (portion)			X		Tehama County			X	
San Bernardino County (portion)				X	Yolo County				X
MOUNTAIN COUNTIES AIR BASIN					Yuba County			X	
Amador County			X		SALTON SEA AIR BASIN				X
Calaveras County			X		SAN DIEGO AIR BASIN				X
El Dorado County (portion)			X		SAN FRANCISCO BAY AREA AIR BASIN				X
Mariposa County			X		SAN JOAQUIN VALLEY AIR BASIN				
Nevada County			X		Fresno County				X
Placer County (portion)			X		Kern County (portion)				X
Plumas County				X	Kings County			X	
Sierra County			X		Madera County			X	
Tuolumne County				X	Merced County			X	
NORTH CENTRAL COAST AIR BASIN					San Joaquin County				X
Monterey County				X	Stanislaus County				X
San Benito County			X		Tulare County				X
Santa Cruz County			X		SOUTH CENTRAL COAST AIR BASIN				X
NORTH COAST AIR BASIN					SOUTH COAST AIR BASIN				X
Del Norte County			X						
Humboldt County				X					
Mendocino County				X					
Sonoma County (portion)			X						
Trinity County			X						
NORTHEAST PLATEAU AIR BASIN			X						

* The area designated for carbon monoxide is a county or portion of a county

FIGURE 5

2018
Area Designations for State Ambient Air Quality Standards
NITROGEN DIOXIDE

Source Date:
October 2018
Air Quality Planning and Science Division

TABLE 5

California Ambient Air Quality Standards
Area Designation for Nitrogen Dioxide

	N	U	A		N	U	A
GREAT BASIN VALLEYS AIR BASIN			X	SACRAMENTO VALLEY AIR BASIN			X
LAKE COUNTY AIR BASIN			X	SALTON SEA AIR BASIN			X
LAKE TAHOE AIR BASIN			X	SAN DIEGO AIR BASIN			X
MOJAVE DESERT AIR BASIN			X	SAN FRANCISCO BAY AREA AIR BASIN			X
MOUNTAIN COUNTIES AIR BASIN			X	SAN JOAQUIN VALLEY AIR BASIN			X
NORTH CENTRAL COAST AIR BASIN			X	SOUTH CENTRAL COAST AIR BASIN			X
NORTH COAST AIR BASIN			X	SOUTH COAST AIR BASIN			
NORTHEAST PLATEAU AIR BASIN			X	CA 60 Near-road Portion of San Bernardino, Riverside, and Los Angeles Counties	X		
				Remainder of Air Basin			X

FIGURE 6

Source Date:
October 2018
Air Quality Planning and Science Division

TABLE 6

California Ambient Air Quality Standards
Area Designation for Sulfur Dioxide*

	N	U/A		N	U/A
GREAT BASIN VALLEYS AIR BASIN		X	SACRAMENTO VALLEY AIR BASIN		X
LAKE COUNTY AIR BASIN		X	SALTON SEA AIR BASIN		X
LAKE TAHOE AIR BASIN		X	SAN DIEGO AIR BASIN		X
MOJAVE DESERT AIR BASIN		X	SAN FRANCISCO BAY AREA AIR BASIN		X
MOUNTAIN COUNTIES AIR BASIN		X	SAN JOAQUIN VALLEY AIR BASIN		X
NORTH CENTRAL COAST AIR BASIN		X	SOUTH CENTRAL COAST AIR BASIN		X
NORTH COAST AIR BASIN		X	SOUTH COAST AIR BASIN		X
NORTHEAST PLATEAU AIR BASIN		X			

* The area designated for sulfur dioxide is a county or portion of a county

FIGURE 7

Source Date:
October 2018
Air Quality Planning and Science Division

TABLE 7

California Ambient Air Quality Standards
Area Designation for Sulfates

	N	U	A		N	U	A
GREAT BASIN VALLEYS AIR BASIN			X	SACRAMENTO VALLEY AIR BASIN			X
LAKE COUNTY AIR BASIN			X	SALTON SEA AIR BASIN			X
LAKE TAHOE AIR BASIN			X	SAN DIEGO AIR BASIN			X
MOJAVE DESERT AIR BASIN			X	SAN FRANCISCO BAY AREA AIR BASIN			X
MOUNTAIN COUNTIES AIR BASIN			X	SAN JOAQUIN VALLEY AIR BASIN			X
NORTH CENTRAL COAST AIR BASIN			X	SOUTH CENTRAL COAST AIR BASIN			X
NORTH COAST AIR BASIN			X	SOUTH COAST AIR BASIN			X
NORTHEAST PLATEAU AIR BASIN			X				

FIGURE 8

2018
Area Designations for State Ambient Air Quality Standards
LEAD

Source Date:
October 2018
Air Quality Planning and Science Division

TABLE 8

California Ambient Air Quality Standards
Area Designations for Lead (particulate)*

	N	U	A		N	U	A
GREAT BASIN VALLEYS AIR BASIN			X	SALTON SEA AIR BASIN			X
LAKE COUNTY AIR BASIN			X	SAN DIEGO AIR BASIN			X
LAKE TAHOE AIR BASIN			X	SAN FRANCISCO BAY AREA AIR BASIN			X
MOJAVE DESERT AIR BASIN			X	SAN JOAQUIN VALLEY AIR BASIN			X
MOUNTAIN COUNTIES AIR BASIN			X	SOUTH CENTRAL COAST AIR BASIN			X
NORTH CENTRAL COAST AIR BASIN			X	SOUTH COAST AIR BASIN			X
NORTH COAST AIR BASIN			X				
NORTHEAST PLATEAU AIR BASIN			X				
SACRAMENTO VALLEY AIR BASIN			X				

* The area designated for lead is a county or portion of a county. Since all areas in the State are in attainment for this standard, air basins are indicated here for simplicity.

FIGURE 9

2018
Area Designations for State Ambient Air Quality Standards
HYDROGEN SULFIDE

Source Date:
October 2018
Air Quality Planning and Science Division

TABLE 9

California Ambient Air Quality Standards
Area Designation for Hydrogen Sulfide*

	N	NA-T	U	A		N	NA-T	U	A
GREAT BASIN VALLEYS AIR BASIN					NORTH CENTRAL COAST AIR BASIN			X	
Alpine County			X		NORTH COAST AIR BASIN				
Inyo County				X	Del Norte County			X	
Mono County				X	Humboldt County				X
LAKE COUNTY AIR BASIN				X	Mendocino County			X	
LAKE TAHOE AIR BASIN			X		Sonoma County (portion)				
MOJAVE DESERT AIR BASIN					- Geyser Geothermal Area (2)				X
Kern County (portion)			X		- Remainder of County			X	
Los Angeles County (portion)			X		Trinity County			X	
Riverside County (portion)			X		NORTHEAST PLATEAU AIR BASIN			X	
San Bernardino County (portion)					SACRAMENTO VALLEY AIR BASIN			X	
- Searles Valley Planning Area (1)	X				SALTON SEA AIR BASIN			X	
- Remainder of County			X		SAN DIEGO AIR BASIN			X	
MOUNTAIN COUNTIES AIR BASIN					SAN FRANCISCO BAY AREA AIR BASIN			X	
Amador County					SAN JOAQUIN VALLEY AIR BASIN			X	
- City of Sutter Creek	X				SOUTH CENTRAL COAST AIR BASIN				
- Remainder of County			X		San Luis Obispo County				X
Calaveras County			X		Santa Barbara County				X
El Dorado County (portion)			X		Ventura County			X	
Mariposa County			X		SOUTH COAST AIR BASIN			X	
Nevada County			X						
Placer County (portion)			X						
Plumas County			X						
Sierra County			X						
Tuolumne County			X						

* The area designated for hydrogen sulfide is a county or portion of a county

(1) 52 Federal Register 29384 (August 7, 1987)

(2) California Code of Regulations, title 17, section 60200(d)

FIGURE 10

2018
Area Designations for State Ambient Air Quality Standards
VISIBILITY REDUCING PARTICLES

Source Date:
October 2018
Air Quality Planning and Science Division

TABLE 10

California Ambient Air Quality Standards
Area Designation for Visibility Reducing Particles

	N	NA-T	U	A		N	NA-T	U	A
GREAT BASIN VALLEYS AIR BASIN			X		SACRAMENTO VALLEY AIR BASIN			X	
LAKE COUNTY AIR BASIN				X	SALTON SEA AIR BASIN			X	
LAKE TAHOE AIR BASIN			X		SAN DIEGO AIR BASIN			X	
MOJAVE DESERT AIR BASIN			X		SAN FRANCISCO BAY AREA AIR BASIN			X	
MOUNTAIN COUNTIES AIR BASIN			X		SAN JOAQUIN VALLEY AIR BASIN			X	
NORTH CENTRAL COAST AIR BASIN			X		SOUTH CENTRAL COAST AIR BASIN			X	
NORTH COAST AIR BASIN			X		SOUTH COAST AIR BASIN			X	
NORTHEAST PLATEAU AIR BASIN			X						

Area Designations for the National Ambient Air Quality Standards

The following maps and tables show the area designations for each pollutant with a national ambient air quality standard. Additional information about the federal area designations is available on the U.S. EPA website:

https://www.epa.gov/green-book

Over the last several years, U.S. EPA has been reviewing the levels of the various national standards. The agency has already promulgated new standard levels for some pollutants and is considering revising the levels for others. Information about the status of these reviews is available on the U.S. EPA website:

https://www.epa.gov/criteria-air-pollutants

Designation Categories

Suspended Particulate Matter (PM_{10}). The U.S. EPA uses three categories to designate areas with respect to PM_{10}:

- Attainment
- Nonattainment
- Unclassifiable

Ozone, Fine Suspended Particulate Matter ($PM_{2.5}$), Carbon Monoxide (CO), and Nitrogen Dioxide (NO_2). The U.S. EPA uses two categories to designate areas with respect to these standards:

- Nonattainment
- Unclassifiable/Attainment

The national 1-hour ozone standard was revoked effective June 15, 2005, and the area designations map reflects the 2015 national 8-hour ozone standard of 0.070 ppm. Original designations were finalized on August 3, 2018.

On December 14, 2012, the U.S. EPA established a new national annual primary $PM_{2.5}$ standard of 12.0 $\mu g/m^3$. New area designations reflecting this revised standard became final in December 2014. The current designation map reflects the most recently revised (2012) annual average standard of 12.0 $\mu g/m^3$ as well as the 24-hour standard of 35 $\mu g/m^3$, revised in 2006.

On January 22, 2010, the U.S. EPA established a new national 1-hour NO_2 standard of 100 parts per billion (ppb) and retained the annual average standard of 53 ppb. Designations for the primary NO_2 standard became effective on February 29, 2012. All areas of California meet this standard.

Sulfur Dioxide (SO_2). The U.S. EPA uses three categories to designate areas with respect to the 24-hour and annual average sulfur dioxide standards. These designation categories are:

- Nonattainment,
- Unclassifiable, and
- Attainment/Unclassifiable.

On June 2, 2010, the U.S. EPA established a new primary 1-hour SO_2 standard of 75 parts per billion (ppb). At the same time, U.S. EPA revoked the 24-hour and annual

average standards. Area designations for the 1-hour SO_2 standard were finalized on December 21, 2017 and are reflected in the area designations map.

Lead (particulate). The U.S. EPA promulgated a new rolling 3-month average lead standard in October 2008 of 0.15 $\mu g/m^3$. Designations were made for this standard in November 2010.

Designation Areas

From time to time, the boundaries of the California air basins have been changed to facilitate the planning process. CARB generally initiates these changes, and they are not always reflected in the U.S. EPA's area designations. For purposes of consistency, the maps in this attachment reflect area designation boundaries and nomenclature as promulgated by the U.S. EPA. In some cases, these may not be the same as those adopted by CARB. For example, the national area designations reflect the former Southeast Desert Air Basin. In accordance with Health and Safety Code section 39606.1, CARB redefined this area in 1996 to be the Mojave Desert Air Basin and Salton Sea Air Basin. The definitions and boundaries for all areas designated for the national standards can be found in Title 40, Code of Federal Regulations (CFR), Chapter I, Subchapter C, Part 81.305. They are available on the web at:

https://ecfr.io/Title-40/se40.20.81_1305

FIGURE 11

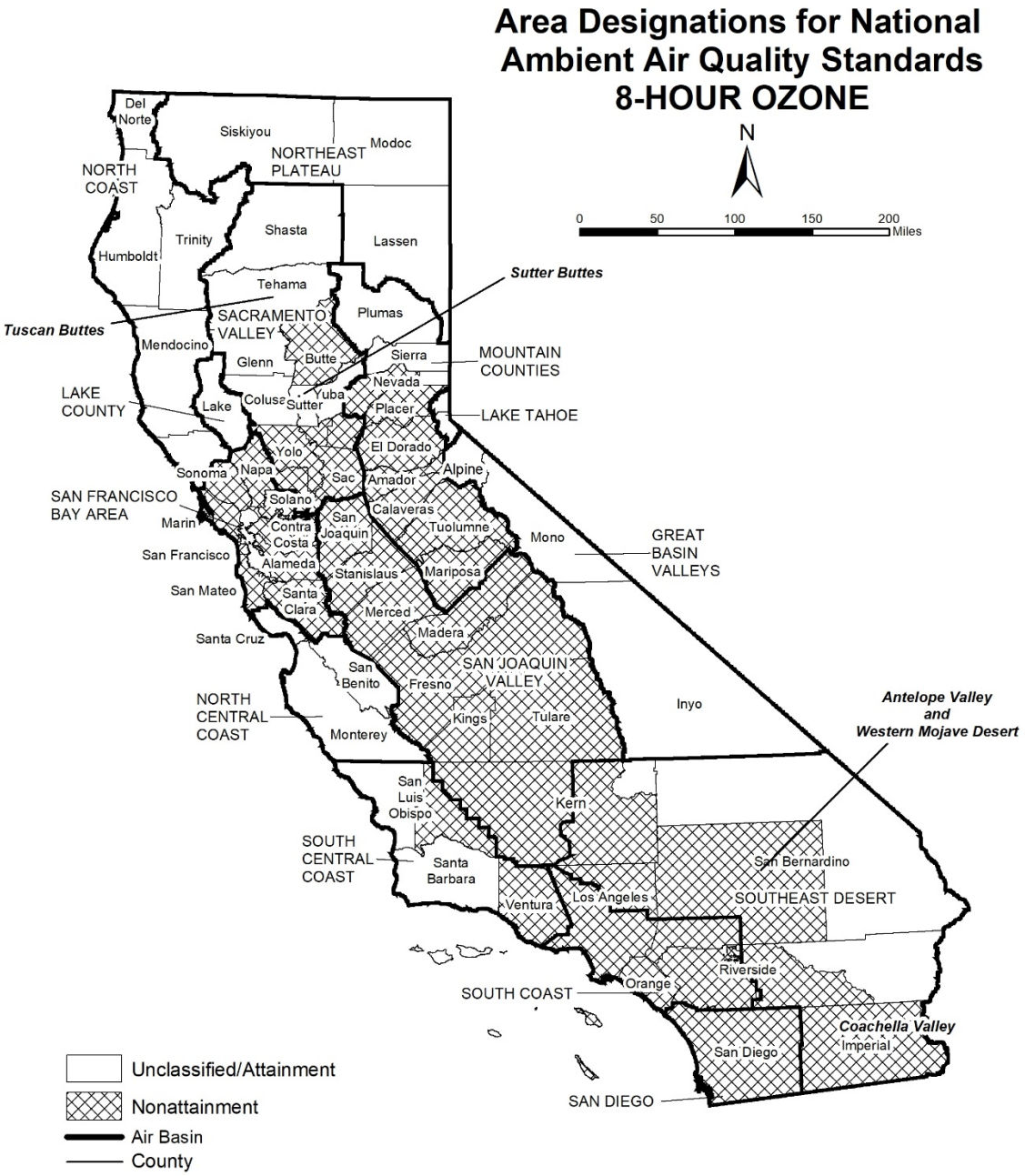

Source Date:
October 2018
Air Quality Planning and Science Division

TABLE 11

National Ambient Air Quality Standards
Area Designations for 8-Hour Ozone*

	N	U/A		N	U/A
GREAT BASIN VALLEYS AIR BASIN		X	SACRAMENTO VALLEY AIR BASIN (cont.)		
LAKE COUNTY AIR BASIN		X	Yolo County (2)	X	
LAKE TAHOE AIR BASIN		X	Yuba County		X
MOUNTAIN COUNTIES AIR BASIN			SAN DIEGO COUNTY	X	
Amador County	X		SAN FRANCISCO BAY AREA AIR BASIN	X	
Calaveras County	X		SAN JOAQUIN VALLEY AIR BASIN	X	
El Dorado County (portion) (2)	X		SOUTH CENTRAL COAST AIR BASIN (1)		
Mariposa County	X		San Luis Obispo County		
Nevada County			- Eastern San Luis Obispo County	X	
- Western Nevada County	X		- Remainder of County		X
- Remainder of County		X	Santa Barbara County		X
Placer County (portion) (2)	X		Ventura County		
Plumas County		X	- Area excluding Anacapa and San Nicolas Islands	X	
Sierra County		X	- Channel Islands (1)		X
Tuolumne County	X		SOUTH COAST AIR BASIN (1)	X	
NORTH CENTRAL COAST AIR BASIN		X	SOUTHEAST DESERT AIR BASIN		
NORTH COAST AIR BASIN		X	Kern County (portion)	X	
NORTHEAST PLATEAU AIR BASIN		X	- Indian Wells Valley		X
SACRAMENTO VALLEY AIR BASIN			Imperial County	X	
Butte County	X		Los Angeles County (portion)	X	
Colusa County		X	Riverside County (portion)		
Glenn County		X	- Coachella Valley	X	
Sacramento Metro Area (2)	X		- Non-AQMA portion		X
Shasta County		X	San Bernardino County		
Sutter County			- Western portion (AQMA)	X	
- Sutter Buttes	X		- Eastern portion (non-AQMA)		X
- Southern portion of Sutter County (2)	X				
- Remainder of Sutter County		X			
Tehama County					
- Tuscan Buttes	X				
- Remainder of Tehama County		X			

* Definitions and references for all areas can be found in 40 CFR, Chapter I, Part 81.305.

NOTE: This map and table reflect the 2015 8-hour ozone standard of 0.070 ppm.

(1) South Central Coast Air Basin Channel Islands:
Santa Barbara County includes Santa Cruz, San Miguel, Santa Rosa, and Santa Barbara Islands.
Ventura County includes Anacapa and San Nicolas Islands.
South Coast Air Basin:
Los Angeles County includes San Clemente and Santa Catalina Islands.

(2) For this purpose, the Sacramento Metro Area comprises all of Sacramento and Yolo Counties, the Sacramento Valley Air Basin portion of Solano County, the southern portion of Sutter County, and the Sacramento Valley and Mountain Counties Air Basins portions of Placer and El Dorado counties.

FIGURE 12

Source Date:
October 2018
Air Quality Planning and Science Division

TABLE 12

National Ambient Air Quality Standards
Area Designations for Suspended Particulate Matter (PM10)*

	N	U	A		N	U	A
GREAT BASIN VALLEYS AIR BASIN				SAN DIEGO COUNTY		X	
Alpine County		X		SAN FRANCISCO BAY AREA AIR BASIN		X	
Inyo County				SAN JOAQUIN VALLEY AIR BASIN			X
- Owens Valley Planning Area	X			SOUTH CENTRAL COAST AIR BASIN		X	
- Coso Junction			X	SOUTH COAST AIR BASIN			X
- Remainder of County		X		SOUTHEAST DESERT AIR BASIN			
Mono County				Eastern Kern County			
- Mammoth Lake Planning Area			X	- Indian Wells Valley			X
- Mono Lake Basin	X			- Portion within San Joaquin Valley Planning Area	X		
- Remainder of County		X		- Remainder of County		X	
LAKE COUNTY AIR BASIN		X		Imperial County			
LAKE TAHOE AIR BASIN		X		- Imperial Valley Planning Area	X		
MOUNTAIN COUNTIES AIR BASIN				- Remainder of County		X	
Placer County (portion) (2)		X		Los Angeles County (portion)		X	
Remainder of Air Basin		X		Riverside County (portion)			
NORTH CENTRAL COAST AIR BASIN		X		- Coachella Valley (3)	X		
NORTH COAST AIR BASIN		X		- Non-AQMA portion		X	
NORTHEAST PLATEAU AIR BASIN		X		San Bernardino County			
SACRAMENTO VALLEY AIR BASIN				- Trona	X		
Butte County		X		- Remainder of County	X		
Colusa County		X					
Glenn County		X					
Placer County (portion) (2)		X					
Sacramento County (1)			X				
Shasta County		X					
Solano County (portion)		X					
Sutter County		X					
Tehama County		X					
Yolo County		X					
Yuba County		X					

* Definitions and references for all areas can be found in 40 CFR, Chapter I, Part 81.305.
(1) Air quality in Sacramento County meets the national PM10 standards. The request for redesignation to attainment was approved by U.S. EPA in September 2013.
(2) U.S. EPA designation puts the Sacramento Valley Air Basin portion of Placer County in the Mountain Counties Air Basin.
(3) Air quality in Coachella Valley meets the national PM10 standards. A request for redesignation to attainment has been submitted to U.S. EPA.

FIGURE 13

Area Designations for National Ambient Air Quality Standards PM2.5

Source Date:
October 2018
Air Quality Planning and Science Division

TABLE 13

National Ambient Air Quality Standards
Area Designations for Fine Particulate Matter (PM2.5)*

	N	U/A		N	U/A
GREAT BASIN VALLEYS AIR BASIN		X	SAN DIEGO COUNTY		X
LAKE COUNTY AIR BASIN		X	SAN FRANCISCO BAY AREA AIR BASIN (2)	X	
LAKE TAHOE AIR BASIN		X	SAN JOAQUIN VALLEY AIR BASIN	X	
MOUNTAIN COUNTIES AIR BASIN			SOUTH CENTRAL COAST AIR BASIN		X
Plumas County			SOUTH COAST AIR BASIN (3)	X	
- Portola Valley Portion of Plumas	X		SOUTHEAST DESERT AIR BASIN		
- Remainder of Plumas County		X	Imperial County (portion) (4)	X	
Remainder of Air Basin		X	Remainder of Air Basin		X
NORTH CENTRAL COAST AIR BASIN		X			
NORTH COAST AIR BASIN		X			
NORTHEAST PLATEAU AIR BASIN		X			
SACRAMENTO VALLEY AIR BASIN					
Sacramento Metro Area (1)	X				
Sutter County		X			
Yuba County (portion)		X			
Remainder of Air Basin		X			

* Definitions and references for all areas can be found in 40 CFR, Chapter I, Part 81.305. This map reflects the 2006 24-hour PM2.5 standard as well as the 1997 and 2012 PM2.5 annual standards.

(1) For this purpose, Sacramento Metro Area comprises all of Sacramento and portions of El Dorado, Placer, Solano, and Yolo Counties. Air quality in this area meets the national PM2.5 standards. A Determination of Attainment for the 2006 24-hour PM2.5 standard was made by U.S. EPA in June 2017.

(2) Air quality in this area meets the national PM2.5 standards. A Determination of Attainment for the 2006 24-hour PM2.5 standard was made by U.S. EPA in June 2017.

(3) Those lands of the Santa Rosa Band of Cahulla Mission Indians in Riverside County are designated Unclassifiable/Attainment.

(4) That portion of Imperial County encompassing the urban and surrounding areas of Brawley, Calexico, El Centro, Heber, Holtville, Imperial, Seeley, and Westmorland. Air quality in this area meets the national PM2.5 standards. A Determination of Attainment for the 2006 24-hour PM2.5 standard was made by U.S. EPA in June 2017.

FIGURE 14

Source Date:
October 2018
Air Quality Planning and Science Division

TABLE 14

National Ambient Air Quality Standards
Area Designations for Carbon Monoxide*

	N	U/A		N	U/A
GREAT BASIN VALLEYS AIR BASIN		X	SACRAMENTO VALLEY AIR BASIN		X
LAKE COUNTY AIR BASIN		X	SAN DIEGO COUNTY		X
LAKE TAHOE AIR BASIN		X	SAN FRANCISCO BAY AREA AIR BASIN		X
MOUNTAIN COUNTIES AIR BASIN		X	SAN JOAQUIN VALLEY AIR BASIN		X
NORTH CENTRAL COAST AIR BASIN		X	SOUTH CENTRAL COAST AIR BASIN		X
NORTH COAST AIR BASIN		X	SOUTH COAST AIR BASIN		X
NORTHEAST PLATEAU AIR BASIN		X	SOUTHEAST DESERT AIR BASIN		X

* Definitions and references for all areas can be found in 40 CFR, Chapter I, Part 81.305.

FIGURE 15

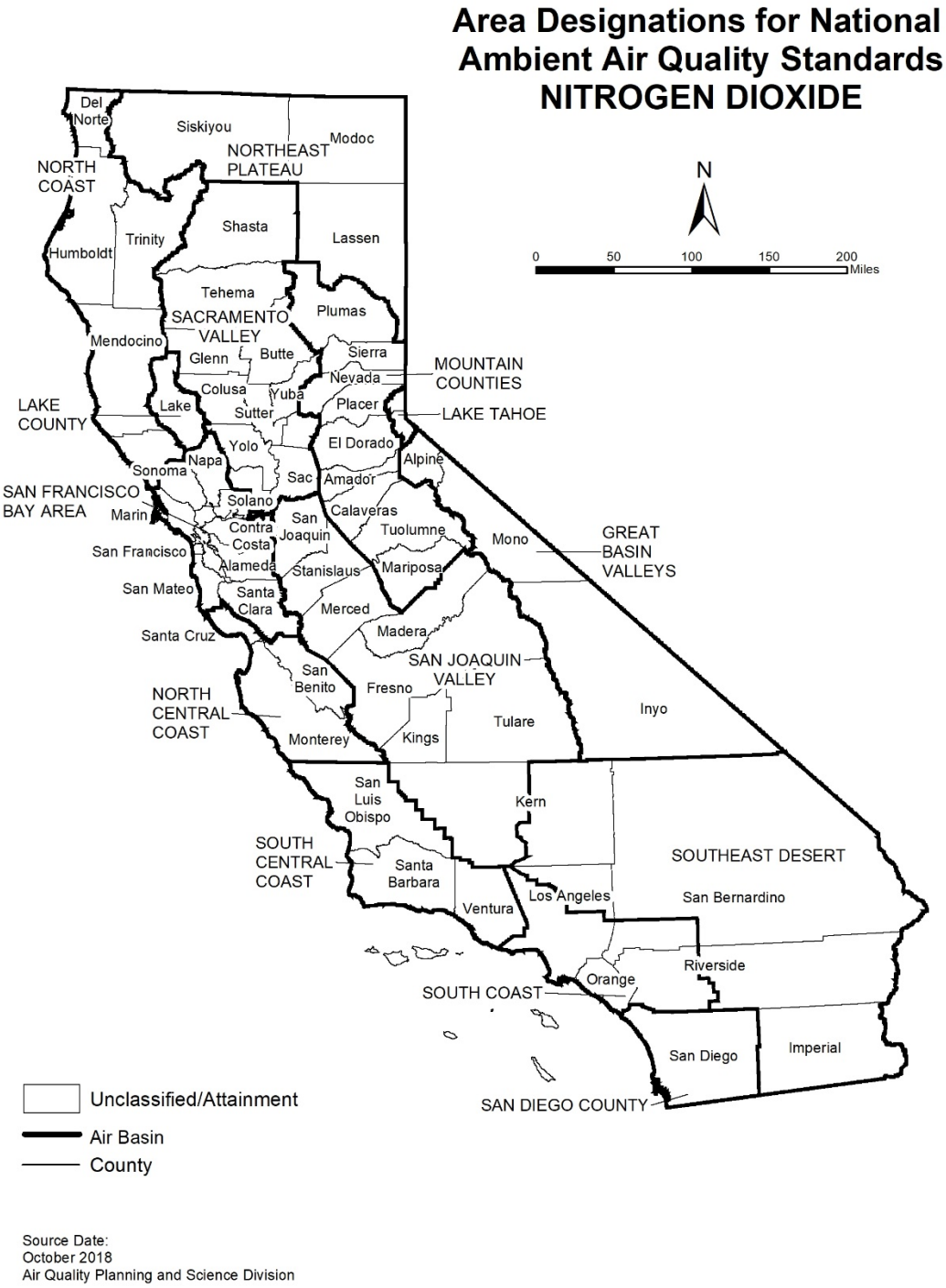

Source Date:
October 2018
Air Quality Planning and Science Division

TABLE 15

National Ambient Air Quality Standards
Area Designations for Nitrogen Dioxide*

	N	U/A		N	U/A
GREAT BASIN VALLEYS AIR BASIN		X	SACRAMENTO VALLEY AIR BASIN		X
LAKE COUNTY AIR BASIN		X	SAN DIEGO COUNTY		X
LAKE TAHOE AIR BASIN		X	SAN FRANCISCO BAY AREA AIR BASIN		X
MOUNTAIN COUNTIES AIR BASIN		X	SAN JOAQUIN VALLEY AIR BASIN		X
NORTH CENTRAL COAST AIR BASIN		X	SOUTH CENTRAL COAST AIR BASIN		X
NORTH COAST AIR BASIN		X	SOUTH COAST AIR BASIN		X
NORTHEAST PLATEAU AIR BASIN		X	SOUTHEAST DESERT AIR BASIN		X

* Definitions and references for all areas can be found in 40 CFR, Chapter I, Part 81.305.

FIGURE 16

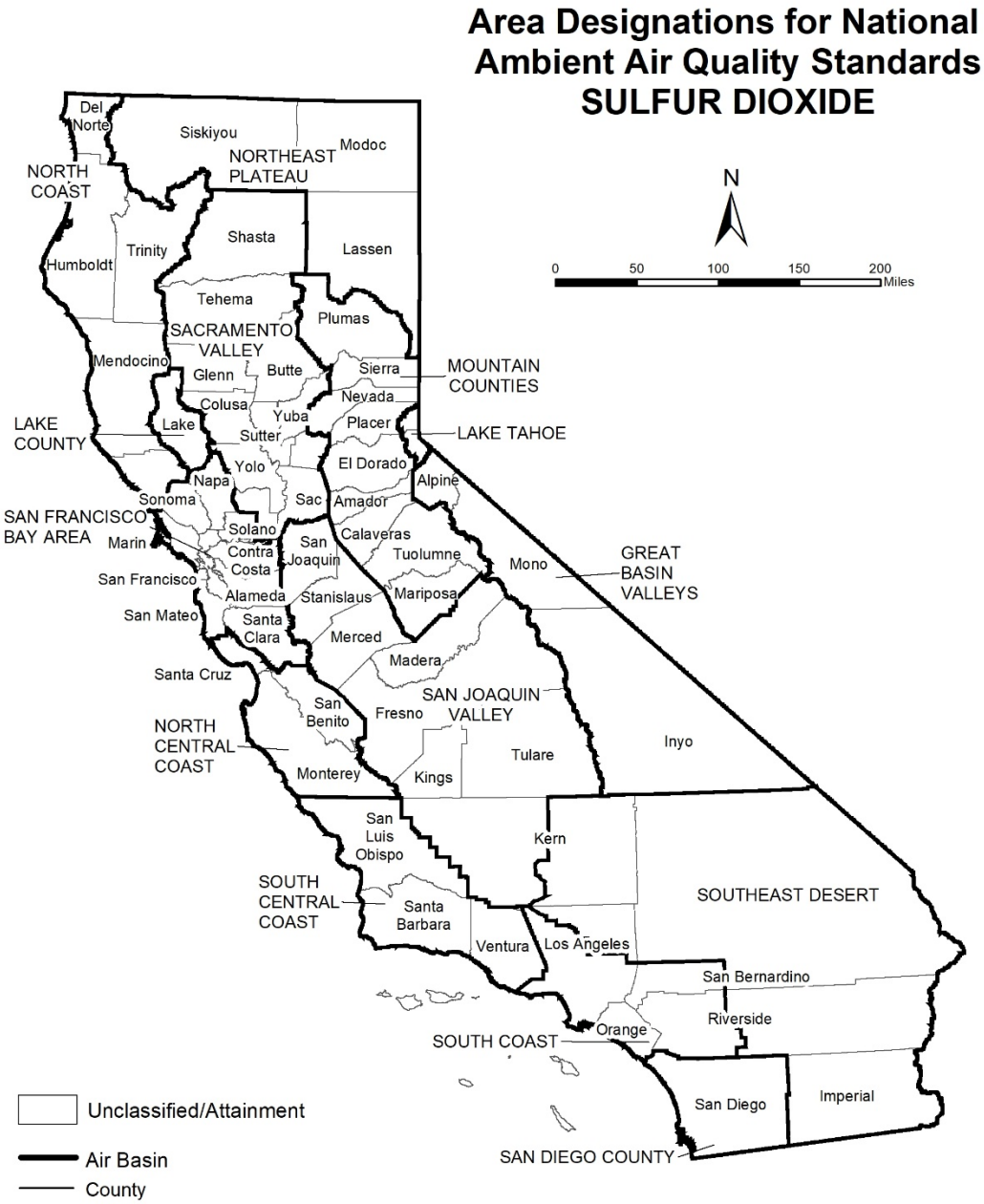

Source Date:
October 2018
Air Quality Planning and Science Division

TABLE 16

National Ambient Air Quality Standards
Area Designations for Sulfur Dioxide*

	N	U/A		N	U/A
GREAT BASIN VALLEYS AIR BASIN		X	SOUTH CENTRAL COAST AIR BASIN		
LAKE COUNTY AIR BASIN		X	San Luis Obispo County		X
LAKE TAHOE AIR BASIN		X	Santa Barbara County		X
MOUNTAIN COUNTIES AIR BASIN		X	Ventura County		X
NORTH CENTRAL COAST AIR BASIN		X	Channel Islands (1)		X
NORTH COAST AIR BASIN		X	SOUTH COAST AIR BASIN		X
NORTHEAST PLATEAU AIR BASIN		X	SOUTHEAST DESERT AIR BASIN		
SACRAMENTO VALLEY AIR BASIN		X	Imperial County		X
SAN DIEGO COUNTY		X	Remainder of Air Basin		X
SAN FRANCISCO BAY AREA AIR BASIN		X			
SAN JOAQUIN VALLEY AIR BASIN					
Fresno County		X			
Kern County (portion)		X			
Kings County		X			
Madera County		X			
Merced County		X			
San Joaquin County		X			
Stanislaus County		X			
Tulare County		X			

* Definitions and references for all areas can be found in 40 CFR, Chapter I, Part 81.305.

NOTE: This map and table reflect the 2010 1-hour SO_2 standard of 75 ppb.

(1) South Central Coast Air Basin Channel Islands:

Santa Barbara County includes Santa Cruz, San Miguel, Santa Rosa, and Santa Barbara Islands.

Ventura County includes Anacapa and San Nicolas Islands.

Note that the San Clemente and Santa Catalina Islands are considered part of Los Angeles County, and therefore, are included as part of the South Coast Air Basin.

FIGURE 17

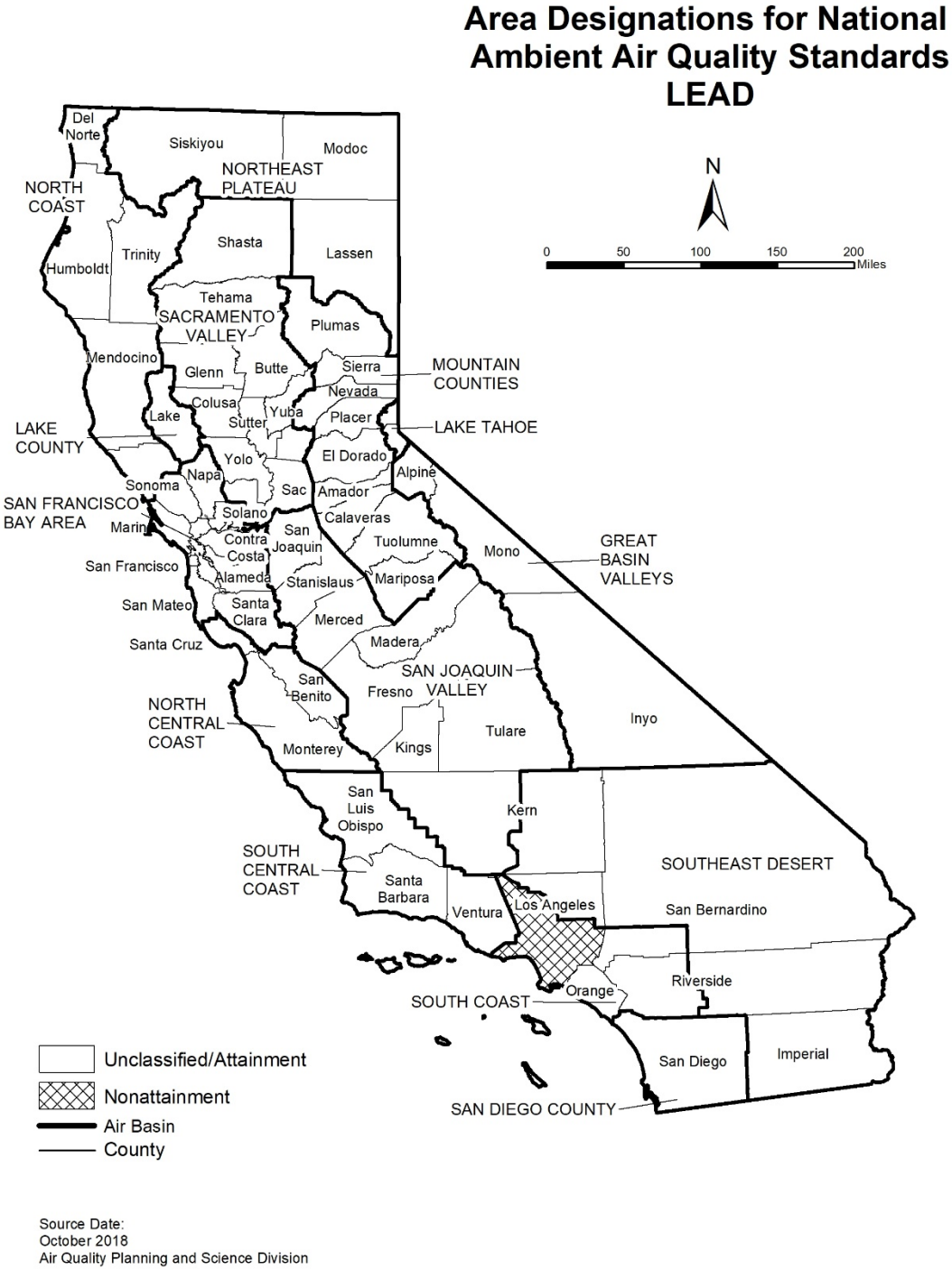

Source Date:
October 2018
Air Quality Planning and Science Division

TABLE 17

National Ambient Air Quality Standards
Area Designations for Lead (particulate)

	N	U/A		N	U/A
GREAT BASIN VALLEYS AIR BASIN		X	SAN DIEGO COUNTY		X
LAKE COUNTY AIR BASIN		X	SAN FRANCISCO BAY AREA AIR BASIN		X
LAKE TAHOE AIR BASIN		X	SAN JOAQUIN VALLEY AIR BASIN		X
MOUNTAIN COUNTIES AIR BASIN		X	SOUTH CENTRAL COAST AIR BASIN		X
NORTH CENTRAL COAST AIR BASIN		X	SOUTH COAST AIR BASIN		
NORTH COAST AIR BASIN		X	Los Angeles County (portion) (1)	X	
NORTHEAST PLATEAU AIR BASIN		X	Remainder of Air Basin		X
SACRAMENTO VALLEY AIR BASIN		X	SOUTHEAST DESERT AIR BASIN		X

(1) Portion of County in Air Basin, not including Channel Islands

This page intentionally left blank

APPENDIX 3.1:

CALEEMOD CONSTRUCTION PHASE 1 (UNMITIGATED) EMISSIONS MODEL OUTPUTS

Goodman Industrial Park - Phase 1 (Construction - Unmitigated)

San Bernardino-South Coast County, Summer

1.0 Project Characteristics

1.1 Land Usage

Land Uses	Size	Metric	Lot Acreage	Floor Surface Area	Population
Refrigerated Warehouse-No Rail	163.28	1000sqft	3.75	163,280.00	0
Unrefrigerated Warehouse-No Rail	653.12	1000sqft	14.99	653,120.00	0
Other Non-Asphalt Surfaces	156.86	1000sqft	3.60	156,857.00	0
Parking Lot	577.00	Space	13.97	608,708.88	0

1.2 Other Project Characteristics

Urbanization	Urban	**Wind Speed (m/s)**	2.2	**Precipitation Freq (Days)**	32
Climate Zone	10			**Operational Year**	2021
Utility Company	Southern California Edison				
CO2 Intensity (lb/MWhr)	702.44	**CH4 Intensity (lb/MWhr)**	0.029	**N2O Intensity (lb/MWhr)**	0.006

1.3 User Entered Comments & Non-Default Data

Project Characteristics -

Land Use - Phase 1 consist of the construction of Buildings 3 (453,020 sf) and 4 (363,380 sf). Consistent with the Traffic Study, 80% of Buildings are designated for warehous use and the remanining 20% for high-cube cold storage warehouse use. Parking Spaces consist of both Auto Parking and Trailer Parking.

Construction Phase - Construction Schedule consistent with Goodman Logistics Center Fontana III AQ, GHG, & HRA Scoping Agreement.

Off-road Equipment - Equipment based on consultation with the Project applicant.

Off-road Equipment - Hours are based on an 8 hour workday.

Off-road Equipment -

Off-road Equipment - Hours are based on an 8 hour workday.

Grading - Based on the Equipment List the total acres graded per day is 3.0 acres for grading activities.

Architectural Coating - Rule 1113

Vehicle Trips - Construction Run Only.

Vehicle Emission Factors - EMFAC2017

Vehicle Emission Factors - EMFAC2017

Vehicle Emission Factors - EMFAC2017

Energy Use - Construction Run Only.

Water And Wastewater - Construction Run Only.

Solid Waste - Construction Run Only.

Construction Off-road Equipment Mitigation - Rule 403

Table Name	Column Name	Default Value	New Value
tblArchitecturalCoating	EF_Nonresidential_Exterior	100.00	50.00
tblArchitecturalCoating	EF_Nonresidential_Interior	100.00	50.00
tblArchitecturalCoating	EF_Parking	100.00	50.00
tblConstructionPhase	NumDays	50.00	20.00
tblConstructionPhase	NumDays	75.00	32.00
tblConstructionPhase	NumDays	740.00	184.00
tblEnergyUse	LightingElect	0.35	0.00
tblEnergyUse	LightingElect	2.37	0.00

tblEnergyUse	LightingElect	1.17	0.00
tblEnergyUse	NT24E	36.52	0.00
tblEnergyUse	NT24E	0.82	0.00
tblEnergyUse	NT24NG	48.51	0.00
tblEnergyUse	NT24NG	0.03	0.00
tblEnergyUse	T24E	1.06	0.00
tblEnergyUse	T24E	0.37	0.00
tblEnergyUse	T24NG	3.25	0.00
tblEnergyUse	T24NG	2.00	0.00
tblGrading	AcresOfGrading	80.00	96.00
tblLandUse	LandUseSquareFeet	230,800.00	608,708.88
tblLandUse	LotAcreage	5.19	13.97
tblOffRoadEquipment	UsageHours	6.00	8.00
tblOffRoadEquipment	UsageHours	7.00	8.00
tblOffRoadEquipment	UsageHours	7.00	8.00
tblSolidWaste	SolidWasteGenerationRate	153.48	0.00
tblSolidWaste	SolidWasteGenerationRate	613.93	0.00
tblVehicleEF	HHD	1.24	0.32
tblVehicleEF	HHD	0.04	2.3880e-003
tblVehicleEF	HHD	0.11	0.00
tblVehicleEF	HHD	3.46	93.15
tblVehicleEF	HHD	0.58	0.26
tblVehicleEF	HHD	1.92	2.2600e-003
tblVehicleEF	HHD	6,983.95	16,719.13
tblVehicleEF	HHD	1,493.95	1,347.67
tblVehicleEF	HHD	5.71	0.02
tblVehicleEF	HHD	28.07	86.33

tblVehicleEF	HHD	2.87	2.76
tblVehicleEF	HHD	0.01	0.04
tblVehicleEF	HHD	0.06	0.06
tblVehicleEF	HHD	0.04	0.04
tblVehicleEF	HHD	0.01	0.03
tblVehicleEF	HHD	5.5000e-005	1.0000e-006
tblVehicleEF	HHD	0.01	0.04
tblVehicleEF	HHD	0.03	0.03
tblVehicleEF	HHD	8.8820e-003	8.8160e-003
tblVehicleEF	HHD	0.01	0.03
tblVehicleEF	HHD	5.0000e-005	1.0000e-006
tblVehicleEF	HHD	9.3000e-005	3.4000e-005
tblVehicleEF	HHD	3.4490e-003	1.0400e-004
tblVehicleEF	HHD	0.89	6.69
tblVehicleEF	HHD	5.7000e-005	2.0000e-005
tblVehicleEF	HHD	0.09	0.05
tblVehicleEF	HHD	2.4200e-004	5.2200e-004
tblVehicleEF	HHD	0.06	1.0000e-006
tblVehicleEF	HHD	0.07	0.16
tblVehicleEF	HHD	0.01	0.01
tblVehicleEF	HHD	8.9000e-005	0.00
tblVehicleEF	HHD	9.3000e-005	3.4000e-005
tblVehicleEF	HHD	3.4490e-003	1.0400e-004
tblVehicleEF	HHD	1.02	7.61
tblVehicleEF	HHD	5.7000e-005	2.0000e-005
tblVehicleEF	HHD	0.13	0.06
tblVehicleEF	HHD	2.4200e-004	5.2200e-004

tblVehicleEF	HHD	0.07	1.0000e-006
tblVehicleEF	HHD	1.17	0.34
tblVehicleEF	HHD	0.04	2.3890e-003
tblVehicleEF	HHD	0.11	0.00
tblVehicleEF	HHD	2.52	91.41
tblVehicleEF	HHD	0.58	0.26
tblVehicleEF	HHD	1.80	2.1220e-003
tblVehicleEF	HHD	7,395.94	16,613.96
tblVehicleEF	HHD	1,493.95	1,347.67
tblVehicleEF	HHD	5.71	0.02
tblVehicleEF	HHD	28.97	83.18
tblVehicleEF	HHD	2.70	2.60
tblVehicleEF	HHD	0.01	0.04
tblVehicleEF	HHD	0.06	0.06
tblVehicleEF	HHD	0.04	0.04
tblVehicleEF	HHD	0.01	0.03
tblVehicleEF	HHD	5.5000e-005	1.0000e-006
tblVehicleEF	HHD	0.01	0.04
tblVehicleEF	HHD	0.03	0.03
tblVehicleEF	HHD	8.8820e-003	8.8160e-003
tblVehicleEF	HHD	0.01	0.03
tblVehicleEF	HHD	5.0000e-005	1.0000e-006
tblVehicleEF	HHD	1.8400e-004	7.2000e-005
tblVehicleEF	HHD	3.9090e-003	1.2200e-004
tblVehicleEF	HHD	0.84	7.03
tblVehicleEF	HHD	1.2900e-004	4.9000e-005
tblVehicleEF	HHD	0.09	0.05

tblVehicleEF	HHD	2.4800e-004	5.3900e-004
tblVehicleEF	HHD	0.06	1.0000e-006
tblVehicleEF	HHD	0.07	0.16
tblVehicleEF	HHD	0.01	0.01
tblVehicleEF	HHD	8.7000e-005	0.00
tblVehicleEF	HHD	1.8400e-004	7.2000e-005
tblVehicleEF	HHD	3.9090e-003	1.2200e-004
tblVehicleEF	HHD	0.97	8.00
tblVehicleEF	HHD	1.2900e-004	4.9000e-005
tblVehicleEF	HHD	0.13	0.06
tblVehicleEF	HHD	2.4800e-004	5.3900e-004
tblVehicleEF	HHD	0.06	1.0000e-006
tblVehicleEF	HHD	1.34	0.30
tblVehicleEF	HHD	0.04	2.3880e-003
tblVehicleEF	HHD	0.11	0.00
tblVehicleEF	HHD	4.76	95.56
tblVehicleEF	HHD	0.58	0.26
tblVehicleEF	HHD	1.89	2.2320e-003
tblVehicleEF	HHD	6,415.00	16,864.37
tblVehicleEF	HHD	1,493.95	1,347.67
tblVehicleEF	HHD	5.71	0.02
tblVehicleEF	HHD	26.84	90.68
tblVehicleEF	HHD	2.83	2.72
tblVehicleEF	HHD	0.02	0.05
tblVehicleEF	HHD	0.06	0.06
tblVehicleEF	HHD	0.04	0.04
tblVehicleEF	HHD	0.01	0.03

tblVehicleEF	HHD	5.5000e-005	1.0000e-006
tblVehicleEF	HHD	0.02	0.05
tblVehicleEF	HHD	0.03	0.03
tblVehicleEF	HHD	8.8820e-003	8.8160e-003
tblVehicleEF	HHD	0.01	0.03
tblVehicleEF	HHD	5.0000e-005	1.0000e-006
tblVehicleEF	HHD	9.4000e-005	3.8000e-005
tblVehicleEF	HHD	3.7830e-003	1.2300e-004
tblVehicleEF	HHD	0.96	6.22
tblVehicleEF	HHD	5.6000e-005	2.0000e-005
tblVehicleEF	HHD	0.09	0.05
tblVehicleEF	HHD	2.5900e-004	5.4600e-004
tblVehicleEF	HHD	0.06	1.0000e-006
tblVehicleEF	HHD	0.06	0.16
tblVehicleEF	HHD	0.01	0.01
tblVehicleEF	HHD	8.9000e-005	0.00
tblVehicleEF	HHD	9.4000e-005	3.8000e-005
tblVehicleEF	HHD	3.7830e-003	1.2300e-004
tblVehicleEF	HHD	1.10	7.08
tblVehicleEF	HHD	5.6000e-005	2.0000e-005
tblVehicleEF	HHD	0.13	0.06
tblVehicleEF	HHD	2.5900e-004	5.4600e-004
tblVehicleEF	HHD	0.07	1.0000e-006
tblVehicleEF	LDA	4.6640e-003	2.4750e-003
tblVehicleEF	LDA	6.4640e-003	0.05
tblVehicleEF	LDA	0.62	0.66
tblVehicleEF	LDA	1.32	2.16

tblVehicleEF	LDA	261.85	265.70
tblVehicleEF	LDA	59.28	53.86
tblVehicleEF	LDA	0.06	0.04
tblVehicleEF	LDA	1.7130e-003	1.4710e-003
tblVehicleEF	LDA	2.3020e-003	1.8580e-003
tblVehicleEF	LDA	1.5790e-003	1.3550e-003
tblVehicleEF	LDA	2.1170e-003	1.7080e-003
tblVehicleEF	LDA	0.05	0.27
tblVehicleEF	LDA	0.11	0.10
tblVehicleEF	LDA	0.04	0.21
tblVehicleEF	LDA	0.01	9.4820e-003
tblVehicleEF	LDA	0.04	0.21
tblVehicleEF	LDA	0.09	0.23
tblVehicleEF	LDA	2.6230e-003	2.6290e-003
tblVehicleEF	LDA	6.1500e-004	5.3300e-004
tblVehicleEF	LDA	0.05	0.27
tblVehicleEF	LDA	0.11	0.10
tblVehicleEF	LDA	0.04	0.21
tblVehicleEF	LDA	0.02	0.01
tblVehicleEF	LDA	0.04	0.21
tblVehicleEF	LDA	0.10	0.25
tblVehicleEF	LDA	5.3170e-003	2.8390e-003
tblVehicleEF	LDA	5.3900e-003	0.04
tblVehicleEF	LDA	0.76	0.81
tblVehicleEF	LDA	1.10	1.79
tblVehicleEF	LDA	286.52	290.16
tblVehicleEF	LDA	59.28	53.16

tblVehicleEF	LDA	0.05	0.04
tblVehicleEF	LDA	1.7130e-003	1.4710e-003
tblVehicleEF	LDA	2.3020e-003	1.8580e-003
tblVehicleEF	LDA	1.5790e-003	1.3550e-003
tblVehicleEF	LDA	2.1170e-003	1.7080e-003
tblVehicleEF	LDA	0.10	0.55
tblVehicleEF	LDA	0.13	0.12
tblVehicleEF	LDA	0.08	0.45
tblVehicleEF	LDA	0.01	0.01
tblVehicleEF	LDA	0.04	0.21
tblVehicleEF	LDA	0.07	0.19
tblVehicleEF	LDA	6.1100e-004	5.2600e-004
tblVehicleEF	LDA	0.10	0.55
tblVehicleEF	LDA	0.13	0.12
tblVehicleEF	LDA	0.08	0.45
tblVehicleEF	LDA	0.02	0.02
tblVehicleEF	LDA	0.04	0.21
tblVehicleEF	LDA	0.08	0.21
tblVehicleEF	LDA	4.5320e-003	2.4150e-003
tblVehicleEF	LDA	6.4200e-003	0.05
tblVehicleEF	LDA	0.58	0.62
tblVehicleEF	LDA	1.30	2.12
tblVehicleEF	LDA	256.02	259.97
tblVehicleEF	LDA	59.28	53.80
tblVehicleEF	LDA	0.05	0.04
tblVehicleEF	LDA	1.7130e-003	1.4710e-003
tblVehicleEF	LDA	2.3020e-003	1.8580e-003

tblVehicleEF	LDA	1.5790e-003	1.3550e-003
tblVehicleEF	LDA	2.1170e-003	1.7080e-003
tblVehicleEF	LDA	0.05	0.27
tblVehicleEF	LDA	0.12	0.11
tblVehicleEF	LDA	0.03	0.20
tblVehicleEF	LDA	0.01	9.2350e-003
tblVehicleEF	LDA	0.04	0.24
tblVehicleEF	LDA	0.09	0.23
tblVehicleEF	LDA	2.5640e-003	2.5720e-003
tblVehicleEF	LDA	6.1500e-004	5.3200e-004
tblVehicleEF	LDA	0.05	0.27
tblVehicleEF	LDA	0.12	0.11
tblVehicleEF	LDA	0.03	0.20
tblVehicleEF	LDA	0.02	0.01
tblVehicleEF	LDA	0.04	0.24
tblVehicleEF	LDA	0.09	0.25
tblVehicleEF	LDT1	0.02	7.1090e-003
tblVehicleEF	LDT1	0.02	0.08
tblVehicleEF	LDT1	1.71	1.45
tblVehicleEF	LDT1	4.02	2.44
tblVehicleEF	LDT1	323.73	312.14
tblVehicleEF	LDT1	72.77	65.50
tblVehicleEF	LDT1	0.18	0.13
tblVehicleEF	LDT1	2.8630e-003	2.2090e-003
tblVehicleEF	LDT1	3.8930e-003	2.8520e-003
tblVehicleEF	LDT1	2.6370e-003	2.0320e-003
tblVehicleEF	LDT1	3.5800e-003	2.6220e-003

tblVehicleEF	LDT1	0.19	0.85
tblVehicleEF	LDT1	0.36	0.26
tblVehicleEF	LDT1	0.13	0.60
tblVehicleEF	LDT1	0.04	0.03
tblVehicleEF	LDT1	0.21	0.88
tblVehicleEF	LDT1	0.29	0.43
tblVehicleEF	LDT1	3.2600e-003	3.0890e-003
tblVehicleEF	LDT1	7.9900e-004	6.4800e-004
tblVehicleEF	LDT1	0.19	0.85
tblVehicleEF	LDT1	0.36	0.26
tblVehicleEF	LDT1	0.13	0.60
tblVehicleEF	LDT1	0.06	0.05
tblVehicleEF	LDT1	0.21	0.88
tblVehicleEF	LDT1	0.31	0.48
tblVehicleEF	LDT1	0.02	8.0650e-003
tblVehicleEF	LDT1	0.02	0.07
tblVehicleEF	LDT1	2.05	1.75
tblVehicleEF	LDT1	3.30	2.02
tblVehicleEF	LDT1	352.65	337.45
tblVehicleEF	LDT1	72.77	64.59
tblVehicleEF	LDT1	0.16	0.12
tblVehicleEF	LDT1	2.8630e-003	2.2090e-003
tblVehicleEF	LDT1	3.8930e-003	2.8520e-003
tblVehicleEF	LDT1	2.6370e-003	2.0320e-003
tblVehicleEF	LDT1	3.5800e-003	2.6220e-003
tblVehicleEF	LDT1	0.40	1.76
tblVehicleEF	LDT1	0.44	0.33

tblVehicleEF	LDT1	0.29	1.29
tblVehicleEF	LDT1	0.04	0.04
tblVehicleEF	LDT1	0.21	0.88
tblVehicleEF	LDT1	0.24	0.36
tblVehicleEF	LDT1	3.5540e-003	3.3390e-003
tblVehicleEF	LDT1	7.8600e-004	6.3900e-004
tblVehicleEF	LDT1	0.40	1.76
tblVehicleEF	LDT1	0.44	0.33
tblVehicleEF	LDT1	0.29	1.29
tblVehicleEF	LDT1	0.06	0.05
tblVehicleEF	LDT1	0.21	0.88
tblVehicleEF	LDT1	0.26	0.40
tblVehicleEF	LDT1	0.01	6.9430e-003
tblVehicleEF	LDT1	0.02	0.08
tblVehicleEF	LDT1	1.62	1.38
tblVehicleEF	LDT1	3.95	2.40
tblVehicleEF	LDT1	316.91	306.14
tblVehicleEF	LDT1	72.77	65.42
tblVehicleEF	LDT1	0.17	0.12
tblVehicleEF	LDT1	2.8630e-003	2.2090e-003
tblVehicleEF	LDT1	3.8930e-003	2.8520e-003
tblVehicleEF	LDT1	2.6370e-003	2.0320e-003
tblVehicleEF	LDT1	3.5800e-003	2.6220e-003
tblVehicleEF	LDT1	0.20	0.89
tblVehicleEF	LDT1	0.41	0.30
tblVehicleEF	LDT1	0.12	0.55
tblVehicleEF	LDT1	0.04	0.03

tblVehicleEF	LDT1	0.25	1.03
tblVehicleEF	LDT1	0.28	0.43
tblVehicleEF	LDT1	3.1900e-003	3.0290e-003
tblVehicleEF	LDT1	7.9800e-004	6.4700e-004
tblVehicleEF	LDT1	0.20	0.89
tblVehicleEF	LDT1	0.41	0.30
tblVehicleEF	LDT1	0.12	0.55
tblVehicleEF	LDT1	0.05	0.04
tblVehicleEF	LDT1	0.25	1.03
tblVehicleEF	LDT1	0.31	0.47
tblVehicleEF	LDT2	6.9330e-003	4.3120e-003
tblVehicleEF	LDT2	9.2890e-003	0.07
tblVehicleEF	LDT2	0.85	0.98
tblVehicleEF	LDT2	1.85	2.78
tblVehicleEF	LDT2	363.70	334.03
tblVehicleEF	LDT2	81.97	70.30
tblVehicleEF	LDT2	0.10	0.09
tblVehicleEF	LDT2	1.7370e-003	1.5300e-003
tblVehicleEF	LDT2	2.4180e-003	1.9480e-003
tblVehicleEF	LDT2	1.5980e-003	1.4080e-003
tblVehicleEF	LDT2	2.2230e-003	1.7910e-003
tblVehicleEF	LDT2	0.07	0.46
tblVehicleEF	LDT2	0.13	0.15
tblVehicleEF	LDT2	0.06	0.38
tblVehicleEF	LDT2	0.02	0.02
tblVehicleEF	LDT2	0.07	0.48
tblVehicleEF	LDT2	0.13	0.35

tblVehicleEF	LDT2	3.6440e-003	3.3050e-003
tblVehicleEF	LDT2	8.5100e-004	6.9600e-004
tblVehicleEF	LDT2	0.07	0.46
tblVehicleEF	LDT2	0.13	0.15
tblVehicleEF	LDT2	0.06	0.38
tblVehicleEF	LDT2	0.03	0.03
tblVehicleEF	LDT2	0.07	0.48
tblVehicleEF	LDT2	0.14	0.38
tblVehicleEF	LDT2	7.8730e-003	4.9250e-003
tblVehicleEF	LDT2	7.7350e-003	0.06
tblVehicleEF	LDT2	1.04	1.19
tblVehicleEF	LDT2	1.53	2.30
tblVehicleEF	LDT2	397.09	358.66
tblVehicleEF	LDT2	81.97	69.35
tblVehicleEF	LDT2	0.09	0.08
tblVehicleEF	LDT2	1.7370e-003	1.5300e-003
tblVehicleEF	LDT2	2.4180e-003	1.9480e-003
tblVehicleEF	LDT2	1.5980e-003	1.4080e-003
tblVehicleEF	LDT2	2.2230e-003	1.7910e-003
tblVehicleEF	LDT2	0.14	0.95
tblVehicleEF	LDT2	0.16	0.18
tblVehicleEF	LDT2	0.12	0.80
tblVehicleEF	LDT2	0.02	0.02
tblVehicleEF	LDT2	0.07	0.48
tblVehicleEF	LDT2	0.10	0.29
tblVehicleEF	LDT2	3.9810e-003	3.5480e-003
tblVehicleEF	LDT2	8.4600e-004	6.8600e-004

tblVehicleEF	LDT2	0.14	0.95
tblVehicleEF	LDT2	0.16	0.18
tblVehicleEF	LDT2	0.12	0.80
tblVehicleEF	LDT2	0.03	0.03
tblVehicleEF	LDT2	0.07	0.48
tblVehicleEF	LDT2	0.11	0.32
tblVehicleEF	LDT2	6.7430e-003	4.2090e-003
tblVehicleEF	LDT2	9.2200e-003	0.07
tblVehicleEF	LDT2	0.81	0.92
tblVehicleEF	LDT2	1.82	2.74
tblVehicleEF	LDT2	355.82	328.19
tblVehicleEF	LDT2	81.97	70.22
tblVehicleEF	LDT2	0.09	0.09
tblVehicleEF	LDT2	1.7370e-003	1.5300e-003
tblVehicleEF	LDT2	2.4180e-003	1.9480e-003
tblVehicleEF	LDT2	1.5980e-003	1.4080e-003
tblVehicleEF	LDT2	2.2230e-003	1.7910e-003
tblVehicleEF	LDT2	0.07	0.46
tblVehicleEF	LDT2	0.15	0.16
tblVehicleEF	LDT2	0.05	0.35
tblVehicleEF	LDT2	0.02	0.02
tblVehicleEF	LDT2	0.08	0.56
tblVehicleEF	LDT2	0.12	0.35
tblVehicleEF	LDT2	3.5650e-003	3.2470e-003
tblVehicleEF	LDT2	8.5100e-004	6.9500e-004
tblVehicleEF	LDT2	0.07	0.46
tblVehicleEF	LDT2	0.15	0.16

tblVehicleEF	LDT2	0.05	0.35
tblVehicleEF	LDT2	0.02	0.03
tblVehicleEF	LDT2	0.08	0.56
tblVehicleEF	LDT2	0.14	0.38
tblVehicleEF	LHD1	5.4860e-003	0.07
tblVehicleEF	LHD1	0.01	6.5090e-003
tblVehicleEF	LHD1	0.02	0.02
tblVehicleEF	LHD1	0.15	2.39
tblVehicleEF	LHD1	1.16	0.88
tblVehicleEF	LHD1	2.77	1.03
tblVehicleEF	LHD1	9.23	128.99
tblVehicleEF	LHD1	614.92	648.62
tblVehicleEF	LHD1	30.92	10.79
tblVehicleEF	LHD1	0.09	1.09
tblVehicleEF	LHD1	2.26	1.54
tblVehicleEF	LHD1	9.6600e-004	0.01
tblVehicleEF	LHD1	0.01	9.9680e-003
tblVehicleEF	LHD1	0.02	0.01
tblVehicleEF	LHD1	1.0070e-003	2.6300e-004
tblVehicleEF	LHD1	9.2400e-004	0.01
tblVehicleEF	LHD1	2.5280e-003	2.4920e-003
tblVehicleEF	LHD1	0.01	0.01
tblVehicleEF	LHD1	9.2600e-004	2.4200e-004
tblVehicleEF	LHD1	3.7970e-003	0.04
tblVehicleEF	LHD1	0.11	0.09
tblVehicleEF	LHD1	0.02	0.29
tblVehicleEF	LHD1	1.8480e-003	0.02

tblVehicleEF	LHD1	0.09	0.07
tblVehicleEF	LHD1	0.35	0.60
tblVehicleEF	LHD1	0.29	0.08
tblVehicleEF	LHD1	9.2000e-005	1.2480e-003
tblVehicleEF	LHD1	6.0360e-003	6.3130e-003
tblVehicleEF	LHD1	3.6200e-004	1.0700e-004
tblVehicleEF	LHD1	3.7970e-003	0.04
tblVehicleEF	LHD1	0.11	0.09
tblVehicleEF	LHD1	0.02	0.40
tblVehicleEF	LHD1	1.8480e-003	0.02
tblVehicleEF	LHD1	0.11	0.08
tblVehicleEF	LHD1	0.35	0.60
tblVehicleEF	LHD1	0.31	0.09
tblVehicleEF	LHD1	5.4860e-003	0.07
tblVehicleEF	LHD1	0.01	6.6670e-003
tblVehicleEF	LHD1	0.02	0.02
tblVehicleEF	LHD1	0.15	2.39
tblVehicleEF	LHD1	1.18	0.90
tblVehicleEF	LHD1	2.58	0.97
tblVehicleEF	LHD1	9.23	128.99
tblVehicleEF	LHD1	614.92	648.66
tblVehicleEF	LHD1	30.92	10.67
tblVehicleEF	LHD1	0.09	1.09
tblVehicleEF	LHD1	2.12	1.44
tblVehicleEF	LHD1	9.6600e-004	0.01
tblVehicleEF	LHD1	0.01	9.9680e-003
tblVehicleEF	LHD1	0.02	0.01

tblVehicleEF	LHD1	1.0070e-003	2.6300e-004
tblVehicleEF	LHD1	9.2400e-004	0.01
tblVehicleEF	LHD1	2.5280e-003	2.4920e-003
tblVehicleEF	LHD1	0.01	0.01
tblVehicleEF	LHD1	9.2600e-004	2.4200e-004
tblVehicleEF	LHD1	7.5090e-003	0.09
tblVehicleEF	LHD1	0.13	0.11
tblVehicleEF	LHD1	0.02	0.29
tblVehicleEF	LHD1	4.2150e-003	0.05
tblVehicleEF	LHD1	0.09	0.07
tblVehicleEF	LHD1	0.35	0.60
tblVehicleEF	LHD1	0.27	0.08
tblVehicleEF	LHD1	9.2000e-005	1.2480e-003
tblVehicleEF	LHD1	6.0370e-003	6.3140e-003
tblVehicleEF	LHD1	3.5800e-004	1.0600e-004
tblVehicleEF	LHD1	7.5090e-003	0.09
tblVehicleEF	LHD1	0.13	0.11
tblVehicleEF	LHD1	0.02	0.40
tblVehicleEF	LHD1	4.2150e-003	0.05
tblVehicleEF	LHD1	0.11	0.09
tblVehicleEF	LHD1	0.35	0.60
tblVehicleEF	LHD1	0.30	0.08
tblVehicleEF	LHD1	5.4860e-003	0.07
tblVehicleEF	LHD1	0.01	6.5250e-003
tblVehicleEF	LHD1	0.02	0.02
tblVehicleEF	LHD1	0.15	2.39
tblVehicleEF	LHD1	1.16	0.89

tblVehicleEF	LHD1	2.72	1.02
tblVehicleEF	LHD1	9.23	128.99
tblVehicleEF	LHD1	614.92	648.63
tblVehicleEF	LHD1	30.92	10.76
tblVehicleEF	LHD1	0.09	1.09
tblVehicleEF	LHD1	2.22	1.51
tblVehicleEF	LHD1	9.6600e-004	0.01
tblVehicleEF	LHD1	0.01	9.9680e-003
tblVehicleEF	LHD1	0.02	0.01
tblVehicleEF	LHD1	1.0070e-003	2.6300e-004
tblVehicleEF	LHD1	9.2400e-004	0.01
tblVehicleEF	LHD1	2.5280e-003	2.4920e-003
tblVehicleEF	LHD1	0.01	0.01
tblVehicleEF	LHD1	9.2600e-004	2.4200e-004
tblVehicleEF	LHD1	4.1760e-003	0.05
tblVehicleEF	LHD1	0.13	0.10
tblVehicleEF	LHD1	0.02	0.29
tblVehicleEF	LHD1	1.8200e-003	0.02
tblVehicleEF	LHD1	0.09	0.07
tblVehicleEF	LHD1	0.38	0.64
tblVehicleEF	LHD1	0.28	0.08
tblVehicleEF	LHD1	9.2000e-005	1.2480e-003
tblVehicleEF	LHD1	6.0360e-003	6.3130e-003
tblVehicleEF	LHD1	3.6100e-004	1.0600e-004
tblVehicleEF	LHD1	4.1760e-003	0.05
tblVehicleEF	LHD1	0.13	0.10
tblVehicleEF	LHD1	0.02	0.40

tblVehicleEF	LHD1	1.8200e-003	0.02
tblVehicleEF	LHD1	0.11	0.08
tblVehicleEF	LHD1	0.38	0.64
tblVehicleEF	LHD1	0.31	0.09
tblVehicleEF	LHD2	3.8190e-003	0.04
tblVehicleEF	LHD2	5.2410e-003	4.1580e-003
tblVehicleEF	LHD2	9.1660e-003	9.5080e-003
tblVehicleEF	LHD2	0.12	1.83
tblVehicleEF	LHD2	0.55	0.56
tblVehicleEF	LHD2	1.29	0.61
tblVehicleEF	LHD2	14.32	193.92
tblVehicleEF	LHD2	614.63	648.96
tblVehicleEF	LHD2	24.89	7.78
tblVehicleEF	LHD2	0.12	1.53
tblVehicleEF	LHD2	1.69	1.65
tblVehicleEF	LHD2	1.3030e-003	0.02
tblVehicleEF	LHD2	0.01	0.01
tblVehicleEF	LHD2	0.01	0.01
tblVehicleEF	LHD2	4.2500e-004	1.2600e-004
tblVehicleEF	LHD2	1.2470e-003	0.02
tblVehicleEF	LHD2	2.6810e-003	2.6930e-003
tblVehicleEF	LHD2	0.01	0.01
tblVehicleEF	LHD2	3.9100e-004	1.1600e-004
tblVehicleEF	LHD2	1.4000e-003	0.02
tblVehicleEF	LHD2	0.04	0.05
tblVehicleEF	LHD2	0.01	0.22
tblVehicleEF	LHD2	7.3800e-004	0.01

tblVehicleEF	LHD2	0.06	0.06
tblVehicleEF	LHD2	0.10	0.29
tblVehicleEF	LHD2	0.12	0.05
tblVehicleEF	LHD2	1.4000e-004	1.8530e-003
tblVehicleEF	LHD2	5.9810e-003	6.2610e-003
tblVehicleEF	LHD2	2.7300e-004	7.7000e-005
tblVehicleEF	LHD2	1.4000e-003	0.02
tblVehicleEF	LHD2	0.04	0.05
tblVehicleEF	LHD2	0.02	0.30
tblVehicleEF	LHD2	7.3800e-004	0.01
tblVehicleEF	LHD2	0.07	0.07
tblVehicleEF	LHD2	0.10	0.29
tblVehicleEF	LHD2	0.14	0.05
tblVehicleEF	LHD2	3.8190e-003	0.04
tblVehicleEF	LHD2	5.3190e-003	4.2030e-003
tblVehicleEF	LHD2	8.7380e-003	9.0810e-003
tblVehicleEF	LHD2	0.12	1.83
tblVehicleEF	LHD2	0.56	0.56
tblVehicleEF	LHD2	1.21	0.57
tblVehicleEF	LHD2	14.32	193.92
tblVehicleEF	LHD2	614.63	648.97
tblVehicleEF	LHD2	24.89	7.71
tblVehicleEF	LHD2	0.12	1.53
tblVehicleEF	LHD2	1.59	1.55
tblVehicleEF	LHD2	1.3030e-003	0.02
tblVehicleEF	LHD2	0.01	0.01
tblVehicleEF	LHD2	0.01	0.01

tblVehicleEF	LHD2	4.2500e-004	1.2600e-004
tblVehicleEF	LHD2	1.2470e-003	0.02
tblVehicleEF	LHD2	2.6810e-003	2.6930e-003
tblVehicleEF	LHD2	0.01	0.01
tblVehicleEF	LHD2	3.9100e-004	1.1600e-004
tblVehicleEF	LHD2	2.7070e-003	0.04
tblVehicleEF	LHD2	0.05	0.06
tblVehicleEF	LHD2	0.01	0.22
tblVehicleEF	LHD2	1.6130e-003	0.02
tblVehicleEF	LHD2	0.06	0.06
tblVehicleEF	LHD2	0.10	0.29
tblVehicleEF	LHD2	0.12	0.04
tblVehicleEF	LHD2	1.4000e-004	1.8530e-003
tblVehicleEF	LHD2	5.9810e-003	6.2610e-003
tblVehicleEF	LHD2	2.7100e-004	7.6000e-005
tblVehicleEF	LHD2	2.7070e-003	0.04
tblVehicleEF	LHD2	0.05	0.06
tblVehicleEF	LHD2	0.02	0.30
tblVehicleEF	LHD2	1.6130e-003	0.02
tblVehicleEF	LHD2	0.07	0.07
tblVehicleEF	LHD2	0.10	0.29
tblVehicleEF	LHD2	0.13	0.05
tblVehicleEF	LHD2	3.8190e-003	0.04
tblVehicleEF	LHD2	5.2490e-003	4.1630e-003
tblVehicleEF	LHD2	9.0820e-003	9.4270e-003
tblVehicleEF	LHD2	0.12	1.83
tblVehicleEF	LHD2	0.55	0.56

tblVehicleEF	LHD2	1.27	0.60
tblVehicleEF	LHD2	14.32	193.92
tblVehicleEF	LHD2	614.63	648.96
tblVehicleEF	LHD2	24.89	7.77
tblVehicleEF	LHD2	0.12	1.53
tblVehicleEF	LHD2	1.67	1.62
tblVehicleEF	LHD2	1.3030e-003	0.02
tblVehicleEF	LHD2	0.01	0.01
tblVehicleEF	LHD2	0.01	0.01
tblVehicleEF	LHD2	4.2500e-004	1.2600e-004
tblVehicleEF	LHD2	1.2470e-003	0.02
tblVehicleEF	LHD2	2.6810e-003	2.6930e-003
tblVehicleEF	LHD2	0.01	0.01
tblVehicleEF	LHD2	3.9100e-004	1.1600e-004
tblVehicleEF	LHD2	1.4600e-003	0.02
tblVehicleEF	LHD2	0.05	0.05
tblVehicleEF	LHD2	0.01	0.22
tblVehicleEF	LHD2	7.2300e-004	0.01
tblVehicleEF	LHD2	0.06	0.06
tblVehicleEF	LHD2	0.10	0.31
tblVehicleEF	LHD2	0.12	0.05
tblVehicleEF	LHD2	1.4000e-004	1.8530e-003
tblVehicleEF	LHD2	5.9810e-003	6.2610e-003
tblVehicleEF	LHD2	2.7200e-004	7.7000e-005
tblVehicleEF	LHD2	1.4600e-003	0.02
tblVehicleEF	LHD2	0.05	0.05
tblVehicleEF	LHD2	0.02	0.30

tblVehicleEF	LHD2	7.2300e-004	0.01
tblVehicleEF	LHD2	0.07	0.07
tblVehicleEF	LHD2	0.10	0.31
tblVehicleEF	LHD2	0.13	0.05
tblVehicleEF	MCY	0.42	0.33
tblVehicleEF	MCY	0.16	0.25
tblVehicleEF	MCY	21.02	20.74
tblVehicleEF	MCY	9.91	8.78
tblVehicleEF	MCY	167.12	210.98
tblVehicleEF	MCY	46.87	61.55
tblVehicleEF	MCY	1.17	1.17
tblVehicleEF	MCY	1.8190e-003	1.8280e-003
tblVehicleEF	MCY	3.7460e-003	3.0520e-003
tblVehicleEF	MCY	1.7050e-003	1.7110e-003
tblVehicleEF	MCY	3.5370e-003	2.8770e-003
tblVehicleEF	MCY	1.45	2.89
tblVehicleEF	MCY	0.85	0.84
tblVehicleEF	MCY	0.80	1.59
tblVehicleEF	MCY	2.26	2.23
tblVehicleEF	MCY	0.50	2.04
tblVehicleEF	MCY	2.17	1.90
tblVehicleEF	MCY	2.0790e-003	2.0880e-003
tblVehicleEF	MCY	6.9500e-004	6.0900e-004
tblVehicleEF	MCY	1.45	2.89
tblVehicleEF	MCY	0.85	0.84
tblVehicleEF	MCY	0.80	1.59
tblVehicleEF	MCY	2.76	2.74

tblVehicleEF	MCY	0.50	2.04
tblVehicleEF	MCY	2.37	2.07
tblVehicleEF	MCY	0.41	0.32
tblVehicleEF	MCY	0.14	0.22
tblVehicleEF	MCY	21.14	20.87
tblVehicleEF	MCY	9.06	7.97
tblVehicleEF	MCY	167.12	210.98
tblVehicleEF	MCY	46.87	59.35
tblVehicleEF	MCY	0.99	0.99
tblVehicleEF	MCY	1.8190e-003	1.8280e-003
tblVehicleEF	MCY	3.7460e-003	3.0520e-003
tblVehicleEF	MCY	1.7050e-003	1.7110e-003
tblVehicleEF	MCY	3.5370e-003	2.8770e-003
tblVehicleEF	MCY	3.14	6.27
tblVehicleEF	MCY	1.28	1.28
tblVehicleEF	MCY	2.14	4.24
tblVehicleEF	MCY	2.19	2.17
tblVehicleEF	MCY	0.50	2.03
tblVehicleEF	MCY	1.87	1.63
tblVehicleEF	MCY	2.0790e-003	2.0880e-003
tblVehicleEF	MCY	6.7100e-004	5.8700e-004
tblVehicleEF	MCY	3.14	6.27
tblVehicleEF	MCY	1.28	1.28
tblVehicleEF	MCY	2.14	4.24
tblVehicleEF	MCY	2.69	2.67
tblVehicleEF	MCY	0.50	2.03
tblVehicleEF	MCY	2.03	1.77

tblVehicleEF	MCY	0.42	0.32
tblVehicleEF	MCY	0.15	0.24
tblVehicleEF	MCY	20.06	19.79
tblVehicleEF	MCY	9.53	8.43
tblVehicleEF	MCY	167.12	209.35
tblVehicleEF	MCY	46.87	60.75
tblVehicleEF	MCY	1.13	1.12
tblVehicleEF	MCY	1.8190e-003	1.8280e-003
tblVehicleEF	MCY	3.7460e-003	3.0520e-003
tblVehicleEF	MCY	1.7050e-003	1.7110e-003
tblVehicleEF	MCY	3.5370e-003	2.8770e-003
tblVehicleEF	MCY	1.71	3.40
tblVehicleEF	MCY	1.14	1.12
tblVehicleEF	MCY	0.72	1.42
tblVehicleEF	MCY	2.22	2.20
tblVehicleEF	MCY	0.57	2.32
tblVehicleEF	MCY	2.10	1.83
tblVehicleEF	MCY	2.0630e-003	2.0720e-003
tblVehicleEF	MCY	6.8600e-004	6.0100e-004
tblVehicleEF	MCY	1.71	3.40
tblVehicleEF	MCY	1.14	1.12
tblVehicleEF	MCY	0.72	1.42
tblVehicleEF	MCY	2.71	2.69
tblVehicleEF	MCY	0.57	2.32
tblVehicleEF	MCY	2.28	1.99
tblVehicleEF	MDV	0.01	5.5850e-003
tblVehicleEF	MDV	0.02	0.09

tblVehicleEF	MDV	1.55	1.14
tblVehicleEF	MDV	3.59	3.33
tblVehicleEF	MDV	498.66	414.18
tblVehicleEF	MDV	110.76	87.05
tblVehicleEF	MDV	0.20	0.12
tblVehicleEF	MDV	1.8680e-003	1.6380e-003
tblVehicleEF	MDV	2.5890e-003	2.0560e-003
tblVehicleEF	MDV	1.7240e-003	1.5110e-003
tblVehicleEF	MDV	2.3820e-003	1.8910e-003
tblVehicleEF	MDV	0.10	0.53
tblVehicleEF	MDV	0.21	0.17
tblVehicleEF	MDV	0.09	0.46
tblVehicleEF	MDV	0.04	0.02
tblVehicleEF	MDV	0.11	0.52
tblVehicleEF	MDV	0.28	0.45
tblVehicleEF	MDV	5.0000e-003	4.0950e-003
tblVehicleEF	MDV	1.1710e-003	8.6100e-004
tblVehicleEF	MDV	0.10	0.53
tblVehicleEF	MDV	0.21	0.17
tblVehicleEF	MDV	0.09	0.46
tblVehicleEF	MDV	0.05	0.03
tblVehicleEF	MDV	0.11	0.52
tblVehicleEF	MDV	0.31	0.50
tblVehicleEF	MDV	0.02	6.3910e-003
tblVehicleEF	MDV	0.02	0.08
tblVehicleEF	MDV	1.87	1.39
tblVehicleEF	MDV	2.99	2.75

tblVehicleEF	MDV	542.90	440.29
tblVehicleEF	MDV	110.76	85.88
tblVehicleEF	MDV	0.18	0.11
tblVehicleEF	MDV	1.8680e-003	1.6380e-003
tblVehicleEF	MDV	2.5890e-003	2.0560e-003
tblVehicleEF	MDV	1.7240e-003	1.5110e-003
tblVehicleEF	MDV	2.3820e-003	1.8910e-003
tblVehicleEF	MDV	0.21	1.07
tblVehicleEF	MDV	0.24	0.20
tblVehicleEF	MDV	0.18	0.95
tblVehicleEF	MDV	0.04	0.03
tblVehicleEF	MDV	0.11	0.52
tblVehicleEF	MDV	0.24	0.38
tblVehicleEF	MDV	5.4470e-003	4.3530e-003
tblVehicleEF	MDV	1.1600e-003	8.5000e-004
tblVehicleEF	MDV	0.21	1.07
tblVehicleEF	MDV	0.24	0.20
tblVehicleEF	MDV	0.18	0.95
tblVehicleEF	MDV	0.06	0.04
tblVehicleEF	MDV	0.11	0.52
tblVehicleEF	MDV	0.26	0.42
tblVehicleEF	MDV	0.01	5.4380e-003
tblVehicleEF	MDV	0.02	0.09
tblVehicleEF	MDV	1.47	1.08
tblVehicleEF	MDV	3.53	3.28
tblVehicleEF	MDV	488.33	407.99
tblVehicleEF	MDV	110.76	86.95

tblVehicleEF	MDV	0.19	0.11
tblVehicleEF	MDV	1.8680e-003	1.6380e-003
tblVehicleEF	MDV	2.5890e-003	2.0560e-003
tblVehicleEF	MDV	1.7240e-003	1.5110e-003
tblVehicleEF	MDV	2.3820e-003	1.8910e-003
tblVehicleEF	MDV	0.10	0.51
tblVehicleEF	MDV	0.23	0.19
tblVehicleEF	MDV	0.08	0.43
tblVehicleEF	MDV	0.04	0.02
tblVehicleEF	MDV	0.13	0.60
tblVehicleEF	MDV	0.28	0.45
tblVehicleEF	MDV	4.8960e-003	4.0340e-003
tblVehicleEF	MDV	1.1700e-003	8.6000e-004
tblVehicleEF	MDV	0.10	0.51
tblVehicleEF	MDV	0.23	0.19
tblVehicleEF	MDV	0.08	0.43
tblVehicleEF	MDV	0.05	0.03
tblVehicleEF	MDV	0.13	0.60
tblVehicleEF	MDV	0.31	0.49
tblVehicleEF	MH	0.04	3.7970e-003
tblVehicleEF	MH	0.03	0.00
tblVehicleEF	MH	3.60	0.36
tblVehicleEF	MH	6.96	0.00
tblVehicleEF	MH	1,048.28	951.23
tblVehicleEF	MH	59.91	0.00
tblVehicleEF	MH	1.64	4.54
tblVehicleEF	MH	0.01	0.02

tblVehicleEF	MH	0.04	0.14
tblVehicleEF	MH	1.2510e-003	0.00
tblVehicleEF	MH	3.2210e-003	4.0000e-003
tblVehicleEF	MH	0.04	0.14
tblVehicleEF	MH	1.1500e-003	0.00
tblVehicleEF	MH	1.56	0.00
tblVehicleEF	MH	0.09	0.00
tblVehicleEF	MH	0.54	0.00
tblVehicleEF	MH	0.12	0.08
tblVehicleEF	MH	0.03	0.00
tblVehicleEF	MH	0.40	0.00
tblVehicleEF	MH	0.01	8.9930e-003
tblVehicleEF	MH	7.2000e-004	0.00
tblVehicleEF	MH	1.56	0.00
tblVehicleEF	MH	0.09	0.00
tblVehicleEF	MH	0.54	0.00
tblVehicleEF	MH	0.17	0.09
tblVehicleEF	MH	0.03	0.00
tblVehicleEF	MH	0.44	0.00
tblVehicleEF	MH	0.04	3.7970e-003
tblVehicleEF	MH	0.03	0.00
tblVehicleEF	MH	3.74	0.36
tblVehicleEF	MH	6.31	0.00
tblVehicleEF	MH	1,048.28	951.23
tblVehicleEF	MH	59.91	0.00
tblVehicleEF	MH	1.50	4.26
tblVehicleEF	MH	0.01	0.02

tblVehicleEF	MH	0.04	0.14
tblVehicleEF	MH	1.2510e-003	0.00
tblVehicleEF	MH	3.2210e-003	4.0000e-003
tblVehicleEF	MH	0.04	0.14
tblVehicleEF	MH	1.1500e-003	0.00
tblVehicleEF	MH	3.12	0.00
tblVehicleEF	MH	0.11	0.00
tblVehicleEF	MH	1.30	0.00
tblVehicleEF	MH	0.12	0.08
tblVehicleEF	MH	0.03	0.00
tblVehicleEF	MH	0.37	0.00
tblVehicleEF	MH	0.01	8.9930e-003
tblVehicleEF	MH	7.0900e-004	0.00
tblVehicleEF	MH	3.12	0.00
tblVehicleEF	MH	0.11	0.00
tblVehicleEF	MH	1.30	0.00
tblVehicleEF	MH	0.17	0.09
tblVehicleEF	MH	0.03	0.00
tblVehicleEF	MH	0.41	0.00
tblVehicleEF	MH	0.04	3.7970e-003
tblVehicleEF	MH	0.03	0.00
tblVehicleEF	MH	3.61	0.36
tblVehicleEF	MH	6.87	0.00
tblVehicleEF	MH	1,048.28	951.23
tblVehicleEF	MH	59.91	0.00
tblVehicleEF	MH	1.61	4.46
tblVehicleEF	MH	0.01	0.02

tblVehicleEF	MH	0.04	0.14
tblVehicleEF	MH	1.2510e-003	0.00
tblVehicleEF	MH	3.2210e-003	4.0000e-003
tblVehicleEF	MH	0.04	0.14
tblVehicleEF	MH	1.1500e-003	0.00
tblVehicleEF	MH	1.88	0.00
tblVehicleEF	MH	0.12	0.00
tblVehicleEF	MH	0.56	0.00
tblVehicleEF	MH	0.12	0.08
tblVehicleEF	MH	0.03	0.00
tblVehicleEF	MH	0.40	0.00
tblVehicleEF	MH	0.01	8.9930e-003
tblVehicleEF	MH	7.1900e-004	0.00
tblVehicleEF	MH	1.88	0.00
tblVehicleEF	MH	0.12	0.00
tblVehicleEF	MH	0.56	0.00
tblVehicleEF	MH	0.17	0.09
tblVehicleEF	MH	0.03	0.00
tblVehicleEF	MH	0.43	0.00
tblVehicleEF	MHD	0.02	0.04
tblVehicleEF	MHD	4.1450e-003	3.4880e-003
tblVehicleEF	MHD	0.06	8.5120e-003
tblVehicleEF	MHD	0.33	3.72
tblVehicleEF	MHD	0.31	0.35
tblVehicleEF	MHD	6.00	0.97
tblVehicleEF	MHD	155.10	763.26
tblVehicleEF	MHD	1,105.72	999.60

tblVehicleEF	MHD	53.92	8.24
tblVehicleEF	MHD	0.63	5.60
tblVehicleEF	MHD	1.08	1.54
tblVehicleEF	MHD	4.3700e-004	0.01
tblVehicleEF	MHD	5.5780e-003	0.03
tblVehicleEF	MHD	8.2200e-004	1.0000e-004
tblVehicleEF	MHD	4.1800e-004	0.01
tblVehicleEF	MHD	5.3330e-003	0.03
tblVehicleEF	MHD	7.5600e-004	9.2000e-005
tblVehicleEF	MHD	1.4330e-003	6.5510e-003
tblVehicleEF	MHD	0.05	0.02
tblVehicleEF	MHD	0.02	0.20
tblVehicleEF	MHD	7.1400e-004	3.3140e-003
tblVehicleEF	MHD	0.04	0.05
tblVehicleEF	MHD	0.02	0.11
tblVehicleEF	MHD	0.36	0.04
tblVehicleEF	MHD	1.4910e-003	7.2390e-003
tblVehicleEF	MHD	0.01	9.5250e-003
tblVehicleEF	MHD	6.4400e-004	8.2000e-005
tblVehicleEF	MHD	1.4330e-003	6.5510e-003
tblVehicleEF	MHD	0.05	0.02
tblVehicleEF	MHD	0.03	0.26
tblVehicleEF	MHD	7.1400e-004	3.3140e-003
tblVehicleEF	MHD	0.05	0.06
tblVehicleEF	MHD	0.02	0.11
tblVehicleEF	MHD	0.40	0.05
tblVehicleEF	MHD	0.02	0.03

tblVehicleEF	MHD	4.2290e-003	3.5290e-003
tblVehicleEF	MHD	0.05	8.1180e-003
tblVehicleEF	MHD	0.24	3.14
tblVehicleEF	MHD	0.32	0.36
tblVehicleEF	MHD	5.61	0.91
tblVehicleEF	MHD	164.29	771.16
tblVehicleEF	MHD	1,105.72	999.60
tblVehicleEF	MHD	53.92	8.13
tblVehicleEF	MHD	0.65	5.60
tblVehicleEF	MHD	1.01	1.44
tblVehicleEF	MHD	3.6900e-004	0.01
tblVehicleEF	MHD	5.5780e-003	0.03
tblVehicleEF	MHD	8.2200e-004	1.0000e-004
tblVehicleEF	MHD	3.5300e-004	0.01
tblVehicleEF	MHD	5.3330e-003	0.03
tblVehicleEF	MHD	7.5600e-004	9.2000e-005
tblVehicleEF	MHD	2.8480e-003	0.01
tblVehicleEF	MHD	0.05	0.02
tblVehicleEF	MHD	0.02	0.19
tblVehicleEF	MHD	1.6690e-003	7.6700e-003
tblVehicleEF	MHD	0.04	0.05
tblVehicleEF	MHD	0.02	0.11
tblVehicleEF	MHD	0.35	0.04
tblVehicleEF	MHD	1.5770e-003	7.3150e-003
tblVehicleEF	MHD	0.01	9.5250e-003
tblVehicleEF	MHD	6.3800e-004	8.1000e-005
tblVehicleEF	MHD	2.8480e-003	0.01

tblVehicleEF	MHD	0.05	0.02
tblVehicleEF	MHD	0.03	0.25
tblVehicleEF	MHD	1.6690e-003	7.6700e-003
tblVehicleEF	MHD	0.05	0.06
tblVehicleEF	MHD	0.02	0.11
tblVehicleEF	MHD	0.38	0.05
tblVehicleEF	MHD	0.02	0.04
tblVehicleEF	MHD	4.1530e-003	3.4910e-003
tblVehicleEF	MHD	0.06	8.4150e-003
tblVehicleEF	MHD	0.46	4.54
tblVehicleEF	MHD	0.31	0.35
tblVehicleEF	MHD	5.90	0.96
tblVehicleEF	MHD	142.41	752.30
tblVehicleEF	MHD	1,105.72	999.60
tblVehicleEF	MHD	53.92	8.22
tblVehicleEF	MHD	0.60	5.60
tblVehicleEF	MHD	1.06	1.51
tblVehicleEF	MHD	5.3200e-004	0.02
tblVehicleEF	MHD	5.5780e-003	0.03
tblVehicleEF	MHD	8.2200e-004	1.0000e-004
tblVehicleEF	MHD	5.0900e-004	0.02
tblVehicleEF	MHD	5.3330e-003	0.03
tblVehicleEF	MHD	7.5600e-004	9.2000e-005
tblVehicleEF	MHD	1.5800e-003	7.1340e-003
tblVehicleEF	MHD	0.05	0.02
tblVehicleEF	MHD	0.03	0.21
tblVehicleEF	MHD	7.0500e-004	3.2580e-003

tblVehicleEF	MHD	0.04	0.05
tblVehicleEF	MHD	0.02	0.12
tblVehicleEF	MHD	0.36	0.04
tblVehicleEF	MHD	1.3710e-003	7.1340e-003
tblVehicleEF	MHD	0.01	9.5250e-003
tblVehicleEF	MHD	6.4300e-004	8.1000e-005
tblVehicleEF	MHD	1.5800e-003	7.1340e-003
tblVehicleEF	MHD	0.05	0.02
tblVehicleEF	MHD	0.04	0.28
tblVehicleEF	MHD	7.0500e-004	3.2580e-003
tblVehicleEF	MHD	0.05	0.06
tblVehicleEF	MHD	0.02	0.12
tblVehicleEF	MHD	0.39	0.05
tblVehicleEF	OBUS	0.01	0.15
tblVehicleEF	OBUS	0.01	8.5440e-003
tblVehicleEF	OBUS	0.03	0.03
tblVehicleEF	OBUS	0.27	8.14
tblVehicleEF	OBUS	0.73	0.98
tblVehicleEF	OBUS	6.67	2.73
tblVehicleEF	OBUS	70.21	1,123.19
tblVehicleEF	OBUS	1,126.32	1,475.42
tblVehicleEF	OBUS	71.08	21.88
tblVehicleEF	OBUS	0.32	4.83
tblVehicleEF	OBUS	1.10	1.13
tblVehicleEF	OBUS	1.1300e-004	8.4380e-003
tblVehicleEF	OBUS	5.4210e-003	0.01
tblVehicleEF	OBUS	9.1200e-004	2.3000e-004

tblVehicleEF	OBUS	1.0800e-004	8.0730e-003
tblVehicleEF	OBUS	5.1650e-003	0.01
tblVehicleEF	OBUS	8.3900e-004	2.1200e-004
tblVehicleEF	OBUS	2.2350e-003	0.05
tblVehicleEF	OBUS	0.02	0.03
tblVehicleEF	OBUS	0.04	0.82
tblVehicleEF	OBUS	9.4600e-004	0.02
tblVehicleEF	OBUS	0.05	0.06
tblVehicleEF	OBUS	0.05	0.31
tblVehicleEF	OBUS	0.41	0.13
tblVehicleEF	OBUS	6.8200e-004	0.01
tblVehicleEF	OBUS	0.01	0.01
tblVehicleEF	OBUS	8.2800e-004	2.1700e-004
tblVehicleEF	OBUS	2.2350e-003	0.05
tblVehicleEF	OBUS	0.02	0.03
tblVehicleEF	OBUS	0.05	1.10
tblVehicleEF	OBUS	9.4600e-004	0.02
tblVehicleEF	OBUS	0.06	0.07
tblVehicleEF	OBUS	0.05	0.31
tblVehicleEF	OBUS	0.45	0.14
tblVehicleEF	OBUS	0.01	0.16
tblVehicleEF	OBUS	0.01	8.7760e-003
tblVehicleEF	OBUS	0.03	0.02
tblVehicleEF	OBUS	0.26	8.00
tblVehicleEF	OBUS	0.75	1.01
tblVehicleEF	OBUS	6.11	2.51
tblVehicleEF	OBUS	73.34	1,120.89

tblVehicleEF	OBUS	1,126.32	1,475.46
tblVehicleEF	OBUS	71.08	21.50
tblVehicleEF	OBUS	0.33	4.72
tblVehicleEF	OBUS	1.02	1.04
tblVehicleEF	OBUS	9.5000e-005	7.1700e-003
tblVehicleEF	OBUS	5.4210e-003	0.01
tblVehicleEF	OBUS	9.1200e-004	2.3000e-004
tblVehicleEF	OBUS	9.1000e-005	6.8600e-003
tblVehicleEF	OBUS	5.1650e-003	0.01
tblVehicleEF	OBUS	8.3900e-004	2.1200e-004
tblVehicleEF	OBUS	4.3510e-003	0.09
tblVehicleEF	OBUS	0.02	0.03
tblVehicleEF	OBUS	0.04	0.83
tblVehicleEF	OBUS	2.1830e-003	0.04
tblVehicleEF	OBUS	0.05	0.06
tblVehicleEF	OBUS	0.05	0.31
tblVehicleEF	OBUS	0.39	0.12
tblVehicleEF	OBUS	7.1200e-004	0.01
tblVehicleEF	OBUS	0.01	0.01
tblVehicleEF	OBUS	8.1800e-004	2.1300e-004
tblVehicleEF	OBUS	4.3510e-003	0.09
tblVehicleEF	OBUS	0.02	0.03
tblVehicleEF	OBUS	0.05	1.11
tblVehicleEF	OBUS	2.1830e-003	0.04
tblVehicleEF	OBUS	0.07	0.08
tblVehicleEF	OBUS	0.05	0.31
tblVehicleEF	OBUS	0.42	0.14

tblVehicleEF	OBUS	0.01	0.15
tblVehicleEF	OBUS	0.01	8.5700e-003
tblVehicleEF	OBUS	0.03	0.03
tblVehicleEF	OBUS	0.28	8.35
tblVehicleEF	OBUS	0.73	0.99
tblVehicleEF	OBUS	6.62	2.71
tblVehicleEF	OBUS	65.88	1,126.37
tblVehicleEF	OBUS	1,126.32	1,475.42
tblVehicleEF	OBUS	71.08	21.85
tblVehicleEF	OBUS	0.31	4.99
tblVehicleEF	OBUS	1.08	1.11
tblVehicleEF	OBUS	1.3700e-004	0.01
tblVehicleEF	OBUS	5.4210e-003	0.01
tblVehicleEF	OBUS	9.1200e-004	2.3000e-004
tblVehicleEF	OBUS	1.3100e-004	9.7470e-003
tblVehicleEF	OBUS	5.1650e-003	0.01
tblVehicleEF	OBUS	8.3900e-004	2.1200e-004
tblVehicleEF	OBUS	2.3980e-003	0.05
tblVehicleEF	OBUS	0.02	0.03
tblVehicleEF	OBUS	0.04	0.81
tblVehicleEF	OBUS	9.5900e-004	0.02
tblVehicleEF	OBUS	0.05	0.06
tblVehicleEF	OBUS	0.05	0.33
tblVehicleEF	OBUS	0.41	0.13
tblVehicleEF	OBUS	6.4100e-004	0.01
tblVehicleEF	OBUS	0.01	0.01
tblVehicleEF	OBUS	8.2700e-004	2.1600e-004

tblVehicleEF	OBUS	2.3980e-003	0.05
tblVehicleEF	OBUS	0.02	0.03
tblVehicleEF	OBUS	0.05	1.09
tblVehicleEF	OBUS	9.5900e-004	0.02
tblVehicleEF	OBUS	0.06	0.08
tblVehicleEF	OBUS	0.05	0.33
tblVehicleEF	OBUS	0.45	0.14
tblVehicleEF	SBUS	0.86	0.42
tblVehicleEF	SBUS	0.01	6.8550e-003
tblVehicleEF	SBUS	0.07	4.0770e-003
tblVehicleEF	SBUS	5.64	19.45
tblVehicleEF	SBUS	0.71	0.58
tblVehicleEF	SBUS	5.49	0.55
tblVehicleEF	SBUS	1,270.71	3,450.42
tblVehicleEF	SBUS	1,144.20	1,128.72
tblVehicleEF	SBUS	36.06	3.21
tblVehicleEF	SBUS	12.46	34.41
tblVehicleEF	SBUS	5.17	5.07
tblVehicleEF	SBUS	0.01	0.04
tblVehicleEF	SBUS	0.01	0.01
tblVehicleEF	SBUS	0.03	0.03
tblVehicleEF	SBUS	5.0600e-004	3.0000e-005
tblVehicleEF	SBUS	0.01	0.04
tblVehicleEF	SBUS	2.7630e-003	2.7660e-003
tblVehicleEF	SBUS	0.03	0.03
tblVehicleEF	SBUS	4.6500e-004	2.8000e-005
tblVehicleEF	SBUS	3.0740e-003	7.5770e-003

tblVehicleEF	SBUS	0.02	5.5390e-003
tblVehicleEF	SBUS	0.68	2.03
tblVehicleEF	SBUS	1.3130e-003	3.5730e-003
tblVehicleEF	SBUS	0.12	0.10
tblVehicleEF	SBUS	0.01	0.04
tblVehicleEF	SBUS	0.28	0.02
tblVehicleEF	SBUS	0.01	0.03
tblVehicleEF	SBUS	0.01	0.01
tblVehicleEF	SBUS	4.5600e-004	3.2000e-005
tblVehicleEF	SBUS	3.0740e-003	7.5770e-003
tblVehicleEF	SBUS	0.02	5.5390e-003
tblVehicleEF	SBUS	0.97	2.89
tblVehicleEF	SBUS	1.3130e-003	3.5730e-003
tblVehicleEF	SBUS	0.14	0.11
tblVehicleEF	SBUS	0.01	0.04
tblVehicleEF	SBUS	0.31	0.03
tblVehicleEF	SBUS	0.86	0.43
tblVehicleEF	SBUS	0.01	6.9390e-003
tblVehicleEF	SBUS	0.06	3.3780e-003
tblVehicleEF	SBUS	5.48	19.07
tblVehicleEF	SBUS	0.72	0.59
tblVehicleEF	SBUS	3.76	0.39
tblVehicleEF	SBUS	1,335.64	3,531.60
tblVehicleEF	SBUS	1,144.20	1,128.74
tblVehicleEF	SBUS	36.06	2.94
tblVehicleEF	SBUS	12.86	35.11
tblVehicleEF	SBUS	4.84	4.75

tblVehicleEF	SBUS	0.01	0.03
tblVehicleEF	SBUS	0.01	0.01
tblVehicleEF	SBUS	0.03	0.03
tblVehicleEF	SBUS	5.0600e-004	3.0000e-005
tblVehicleEF	SBUS	0.01	0.03
tblVehicleEF	SBUS	2.7630e-003	2.7660e-003
tblVehicleEF	SBUS	0.03	0.03
tblVehicleEF	SBUS	4.6500e-004	2.8000e-005
tblVehicleEF	SBUS	5.9210e-003	0.01
tblVehicleEF	SBUS	0.02	5.8520e-003
tblVehicleEF	SBUS	0.67	2.03
tblVehicleEF	SBUS	2.9370e-003	6.9140e-003
tblVehicleEF	SBUS	0.12	0.10
tblVehicleEF	SBUS	9.6420e-003	0.03
tblVehicleEF	SBUS	0.23	0.02
tblVehicleEF	SBUS	0.01	0.03
tblVehicleEF	SBUS	0.01	0.01
tblVehicleEF	SBUS	4.2700e-004	2.9000e-005
tblVehicleEF	SBUS	5.9210e-003	0.01
tblVehicleEF	SBUS	0.02	5.8520e-003
tblVehicleEF	SBUS	0.96	2.89
tblVehicleEF	SBUS	2.9370e-003	6.9140e-003
tblVehicleEF	SBUS	0.14	0.12
tblVehicleEF	SBUS	9.6420e-003	0.03
tblVehicleEF	SBUS	0.25	0.02
tblVehicleEF	SBUS	0.86	0.42
tblVehicleEF	SBUS	0.01	6.8510e-003

tblVehicleEF	SBUS	0.07	4.1760e-003
tblVehicleEF	SBUS	5.85	19.98
tblVehicleEF	SBUS	0.71	0.58
tblVehicleEF	SBUS	5.54	0.57
tblVehicleEF	SBUS	1,181.05	3,338.32
tblVehicleEF	SBUS	1,144.20	1,128.72
tblVehicleEF	SBUS	36.06	3.24
tblVehicleEF	SBUS	11.91	33.44
tblVehicleEF	SBUS	5.09	4.99
tblVehicleEF	SBUS	0.02	0.05
tblVehicleEF	SBUS	0.01	0.01
tblVehicleEF	SBUS	0.03	0.03
tblVehicleEF	SBUS	5.0600e-004	3.0000e-005
tblVehicleEF	SBUS	0.02	0.05
tblVehicleEF	SBUS	2.7630e-003	2.7660e-003
tblVehicleEF	SBUS	0.03	0.03
tblVehicleEF	SBUS	4.6500e-004	2.8000e-005
tblVehicleEF	SBUS	3.2090e-003	7.4530e-003
tblVehicleEF	SBUS	0.02	5.8800e-003
tblVehicleEF	SBUS	0.68	2.04
tblVehicleEF	SBUS	1.2980e-003	3.6250e-003
tblVehicleEF	SBUS	0.12	0.10
tblVehicleEF	SBUS	0.01	0.05
tblVehicleEF	SBUS	0.29	0.02
tblVehicleEF	SBUS	0.01	0.03
tblVehicleEF	SBUS	0.01	0.01
tblVehicleEF	SBUS	4.5600e-004	3.2000e-005

tblVehicleEF	SBUS	3.2090e-003	7.4530e-003
tblVehicleEF	SBUS	0.02	5.8800e-003
tblVehicleEF	SBUS	0.97	2.89
tblVehicleEF	SBUS	1.2980e-003	3.6250e-003
tblVehicleEF	SBUS	0.14	0.11
tblVehicleEF	SBUS	0.01	0.05
tblVehicleEF	SBUS	0.32	0.03
tblVehicleEF	UBUS	1.95	1.9690e-003
tblVehicleEF	UBUS	0.09	0.02
tblVehicleEF	UBUS	9.79	0.05
tblVehicleEF	UBUS	14.93	1.43
tblVehicleEF	UBUS	1,861.83	392.71
tblVehicleEF	UBUS	135.15	16.90
tblVehicleEF	UBUS	6.43	0.05
tblVehicleEF	UBUS	0.52	0.03
tblVehicleEF	UBUS	0.01	2.9850e-003
tblVehicleEF	UBUS	0.07	4.6500e-004
tblVehicleEF	UBUS	1.3790e-003	1.8900e-004
tblVehicleEF	UBUS	0.22	0.01
tblVehicleEF	UBUS	3.0000e-003	7.4600e-004
tblVehicleEF	UBUS	0.07	4.2900e-004
tblVehicleEF	UBUS	1.2680e-003	1.7400e-004
tblVehicleEF	UBUS	8.4220e-003	1.5320e-003
tblVehicleEF	UBUS	0.12	8.4710e-003
tblVehicleEF	UBUS	4.0730e-003	2.6090e-003
tblVehicleEF	UBUS	0.66	3.0050e-003
tblVehicleEF	UBUS	0.02	0.04

tblVehicleEF	UBUS	1.19	0.06
tblVehicleEF	UBUS	0.01	3.8820e-003
tblVehicleEF	UBUS	1.6230e-003	1.6700e-004
tblVehicleEF	UBUS	8.4220e-003	1.5320e-003
tblVehicleEF	UBUS	0.12	8.4710e-003
tblVehicleEF	UBUS	4.0730e-003	2.6090e-003
tblVehicleEF	UBUS	2.68	5.3540e-003
tblVehicleEF	UBUS	0.02	3.98
tblVehicleEF	UBUS	1.30	0.07
tblVehicleEF	UBUS	1.95	2.0010e-003
tblVehicleEF	UBUS	0.08	0.01
tblVehicleEF	UBUS	9.90	0.05
tblVehicleEF	UBUS	12.23	1.17
tblVehicleEF	UBUS	1,861.83	392.72
tblVehicleEF	UBUS	135.15	16.47
tblVehicleEF	UBUS	5.98	0.05
tblVehicleEF	UBUS	0.52	0.03
tblVehicleEF	UBUS	0.01	2.9850e-003
tblVehicleEF	UBUS	0.07	4.6500e-004
tblVehicleEF	UBUS	1.3790e-003	1.8900e-004
tblVehicleEF	UBUS	0.22	0.01
tblVehicleEF	UBUS	3.0000e-003	7.4600e-004
tblVehicleEF	UBUS	0.07	4.2900e-004
tblVehicleEF	UBUS	1.2680e-003	1.7400e-004
tblVehicleEF	UBUS	0.02	2.9020e-003
tblVehicleEF	UBUS	0.15	0.01
tblVehicleEF	UBUS	9.6640e-003	5.9090e-003

tblVehicleEF	UBUS	0.67	3.0930e-003
tblVehicleEF	UBUS	0.02	0.04
tblVehicleEF	UBUS	1.06	0.06
tblVehicleEF	UBUS	0.01	3.8820e-003
tblVehicleEF	UBUS	1.5760e-003	1.6300e-004
tblVehicleEF	UBUS	0.02	2.9020e-003
tblVehicleEF	UBUS	0.15	0.01
tblVehicleEF	UBUS	9.6640e-003	5.9090e-003
tblVehicleEF	UBUS	2.69	5.4830e-003
tblVehicleEF	UBUS	0.02	3.98
tblVehicleEF	UBUS	1.16	0.06
tblVehicleEF	UBUS	1.95	1.9730e-003
tblVehicleEF	UBUS	0.09	0.02
tblVehicleEF	UBUS	9.80	0.05
tblVehicleEF	UBUS	14.43	1.39
tblVehicleEF	UBUS	1,861.83	392.71
tblVehicleEF	UBUS	135.15	16.85
tblVehicleEF	UBUS	6.31	0.05
tblVehicleEF	UBUS	0.52	0.03
tblVehicleEF	UBUS	0.01	2.9850e-003
tblVehicleEF	UBUS	0.07	4.6500e-004
tblVehicleEF	UBUS	1.3790e-003	1.8900e-004
tblVehicleEF	UBUS	0.22	0.01
tblVehicleEF	UBUS	3.0000e-003	7.4600e-004
tblVehicleEF	UBUS	0.07	4.2900e-004
tblVehicleEF	UBUS	1.2680e-003	1.7400e-004
tblVehicleEF	UBUS	9.6690e-003	1.6220e-003

tblVehicleEF	UBUS	0.15	9.7130e-003
tblVehicleEF	UBUS	4.2700e-003	2.5930e-003
tblVehicleEF	UBUS	0.66	3.0140e-003
tblVehicleEF	UBUS	0.03	0.04
tblVehicleEF	UBUS	1.17	0.06
tblVehicleEF	UBUS	0.01	3.8820e-003
tblVehicleEF	UBUS	1.6140e-003	1.6700e-004
tblVehicleEF	UBUS	9.6690e-003	1.6220e-003
tblVehicleEF	UBUS	0.15	9.7130e-003
tblVehicleEF	UBUS	4.2700e-003	2.5930e-003
tblVehicleEF	UBUS	2.68	5.3680e-003
tblVehicleEF	UBUS	0.03	3.99
tblVehicleEF	UBUS	1.28	0.07
tblVehicleTrips	CC_TL	8.40	0.00
tblVehicleTrips	CC_TL	8.40	0.00
tblVehicleTrips	CC_TL	8.40	0.00
tblVehicleTrips	CC_TL	8.40	0.00
tblVehicleTrips	CNW_TL	6.90	0.00
tblVehicleTrips	CNW_TL	6.90	0.00
tblVehicleTrips	CNW_TL	6.90	0.00
tblVehicleTrips	CNW_TL	6.90	0.00
tblVehicleTrips	CNW_TTP	41.00	0.00
tblVehicleTrips	CNW_TTP	41.00	0.00
tblVehicleTrips	CW_TL	16.60	0.00
tblVehicleTrips	CW_TL	16.60	0.00
tblVehicleTrips	CW_TL	16.60	0.00
tblVehicleTrips	CW_TL	16.60	0.00

tblVehicleTrips	CW_TTP	59.00	0.00
tblVehicleTrips	CW_TTP	59.00	0.00
tblVehicleTrips	DV_TP	5.00	0.00
tblVehicleTrips	DV_TP	5.00	0.00
tblVehicleTrips	PB_TP	3.00	0.00
tblVehicleTrips	PB_TP	3.00	0.00
tblVehicleTrips	PR_TP	92.00	0.00
tblVehicleTrips	PR_TP	92.00	0.00
tblVehicleTrips	ST_TR	1.68	0.00
tblVehicleTrips	ST_TR	1.68	0.00
tblVehicleTrips	SU_TR	1.68	0.00
tblVehicleTrips	SU_TR	1.68	0.00
tblVehicleTrips	WD_TR	1.68	0.00
tblVehicleTrips	WD_TR	1.68	0.00
tblWater	IndoorWaterUseRate	37,758,500.00	0.00
tblWater	IndoorWaterUseRate	151,034,000.00	0.00

2.0 Emissions Summary

2.1 Overall Construction (Maximum Daily Emission)

Unmitigated Construction

	ROG	NOx	CO	SO2	Fugitive PM10	Exhaust PM10	PM10 Total	Fugitive PM2.5	Exhaust PM2.5	PM2.5 Total	Bio- CO2	NBio- CO2	Total CO2	CH4	N2O	CO2e
Year	lb/day										lb/day					
2020	81.2239	73.5160	84.3598	0.2292	10.8245	2.6546	13.4791	3.7368	2.4814	6.0821	0.0000	22,991.4783	22,991.4783	2.5113	0.0000	23,054.2620
2021	80.3746	66.9886	80.4557	0.2258	10.8245	2.2492	13.0736	2.9084	2.1002	5.0086	0.0000	22,657.0979	22,657.0979	2.4581	0.0000	22,718.5494
Maximum	**81.2239**	**73.5160**	**84.3598**	**0.2292**	**10.8245**	**2.6546**	**13.4791**	**3.7368**	**2.4814**	**6.0821**	**0.0000**	**22,991.4783**	**22,991.4783**	**2.5113**	**0.0000**	**23,054.2620**

Mitigated Construction

	ROG	NOx	CO	SO2	Fugitive PM10	Exhaust PM10	PM10 Total	Fugitive PM2.5	Exhaust PM2.5	PM2.5 Total	Bio- CO2	NBio- CO2	Total CO2	CH4	N2O	CO2e
Year	lb/day										lb/day					
2020	81.2239	73.5160	84.3598	0.2292	10.8245	2.6546	13.4791	2.9084	2.4814	5.3898	0.0000	22,991.4783	22,991.4783	2.5113	0.0000	23,054.2620
2021	80.3746	66.9886	80.4557	0.2258	10.8245	2.2492	13.0736	2.9084	2.1002	5.0086	0.0000	22,657.0979	22,657.0979	2.4581	0.0000	22,718.5494
Maximum	**81.2239**	**73.5160**	**84.3598**	**0.2292**	**10.8245**	**2.6546**	**13.4791**	**2.9084**	**2.4814**	**5.3898**	**0.0000**	**22,991.4783**	**22,991.4783**	**2.5113**	**0.0000**	**23,054.2620**

	ROG	**NOx**	**CO**	**SO2**	**Fugitive PM10**	**Exhaust PM10**	**PM10 Total**	**Fugitive PM2.5**	**Exhaust PM2.5**	**PM2.5 Total**	**Bio- CO2**	**NBio-CO2**	**Total CO2**	**CH4**	**N20**	**CO2e**
Percent Reduction	**0.00**	**0.00**	**0.00**	**0.00**	**0.00**	**0.00**	**0.00**	**12.47**	**0.00**	**6.24**	**0.00**	**0.00**	**0.00**	**0.00**	**0.00**	**0.00**

2.2 Overall Operational

Unmitigated Operational

	ROG	NOx	CO	SO2	Fugitive PM10	Exhaust PM10	PM10 Total	Fugitive PM2.5	Exhaust PM2.5	PM2.5 Total	Bio- CO2	NBio- CO2	Total CO2	CH4	N2O	CO2e
Category	lb/day										lb/day					
Area	18.5825	1.4600e-003	0.1589	1.0000e-005		5.7000e-004	5.7000e-004		5.7000e-004	5.7000e-004		0.3393	0.3393	9.0000e-004		0.3618
Energy	0.0000	0.0000	0.0000	0.0000		0.0000	0.0000		0.0000	0.0000		0.0000	0.0000	0.0000	0.0000	0.0000
Mobile	0.0000	0.0000	0.0000	0.0000	0.0000	0.0000	0.0000	0.0000	0.0000	0.0000		0.0000	0.0000	0.0000		0.0000
Total	**18.5825**	**1.4600e-003**	**0.1589**	**1.0000e-005**	**0.0000**	**5.7000e-004**	**5.7000e-004**	**0.0000**	**5.7000e-004**	**5.7000e-004**		**0.3393**	**0.3393**	**9.0000e-004**	**0.0000**	**0.3618**

Mitigated Operational

	ROG	NOx	CO	SO2	Fugitive PM10	Exhaust PM10	PM10 Total	Fugitive PM2.5	Exhaust PM2.5	PM2.5 Total	Bio- CO2	NBio- CO2	Total CO2	CH4	N2O	CO2e
Category	lb/day										lb/day					
Area	18.5825	1.4600e-003	0.1589	1.0000e-005		5.7000e-004	5.7000e-004		5.7000e-004	5.7000e-004		0.3393	0.3393	9.0000e-004		0.3618
Energy	0.0000	0.0000	0.0000	0.0000		0.0000	0.0000		0.0000	0.0000		0.0000	0.0000	0.0000	0.0000	0.0000
Mobile	0.0000	0.0000	0.0000	0.0000	0.0000	0.0000	0.0000	0.0000	0.0000	0.0000		0.0000	0.0000	0.0000		0.0000
Total	**18.5825**	**1.4600e-003**	**0.1589**	**1.0000e-005**	**0.0000**	**5.7000e-004**	**5.7000e-004**	**0.0000**	**5.7000e-004**	**5.7000e-004**		**0.3393**	**0.3393**	**9.0000e-004**	**0.0000**	**0.3618**

	ROG	NOx	CO	SO2	Fugitive PM10	Exhaust PM10	PM10 Total	Fugitive PM2.5	Exhaust PM2.5	PM2.5 Total	Bio- CO2	NBio-CO2	Total CO2	CH4	N20	CO2e
Percent Reduction	**0.00**	**0.00**	**0.00**	**0.00**	**0.00**	**0.00**	**0.00**	**0.00**	**0.00**	**0.00**	**0.00**	**0.00**	**0.00**	**0.00**	**0.00**	**0.00**

3.0 Construction Detail

Construction Phase

Phase Number	Phase Name	Phase Type	Start Date	End Date	Num Days Week	Num Days	Phase Description
1	Demolition	Demolition	4/1/2020	4/28/2020	5	20	
2	Grading	Grading	5/1/2020	6/15/2020	5	32	
3	Off-Site Improvements	Trenching	5/1/2020	3/31/2021	5	239	
4	Building Construction	Building Construction	6/16/2020	2/26/2021	5	184	
5	Paving	Paving	12/12/2020	2/26/2021	5	55	
6	Architectural Coating	Architectural Coating	12/12/2020	2/26/2021	5	55	

Acres of Grading (Site Preparation Phase): 0

Acres of Grading (Grading Phase): 96

Acres of Paving: 17.57

Residential Indoor: 0; Residential Outdoor: 0; Non-Residential Indoor: 1,224,600; Non-Residential Outdoor: 408,200; Striped Parking Area: 45,934 (Architectural Coating – sqft)

OffRoad Equipment

Goodman Industrial Park - Phase 1 (Construction - Unmitigated) - San Bernardino-South Coast County, Summer

Phase Name	Offroad Equipment Type	Amount	Usage Hours	Horse Power	Load Factor
Demolition	Concrete/Industrial Saws	1	8.00	81	0.73
Demolition	Excavators	3	8.00	158	0.38
Demolition	Rubber Tired Dozers	2	8.00	247	0.40
Grading	Excavators	2	8.00	158	0.38
Grading	Graders	1	8.00	187	0.41
Grading	Rubber Tired Dozers	1	8.00	247	0.40
Grading	Scrapers	2	8.00	367	0.48
Grading	Tractors/Loaders/Backhoes	2	8.00	97	0.37
Building Construction	Cranes	1	8.00	231	0.29
Building Construction	Forklifts	3	8.00	89	0.20
Building Construction	Generator Sets	1	8.00	84	0.74
Building Construction	Tractors/Loaders/Backhoes	3	8.00	97	0.37
Building Construction	Welders	1	8.00	46	0.45
Paving	Pavers	2	8.00	130	0.42
Paving	Paving Equipment	2	8.00	132	0.36
Paving	Rollers	2	8.00	80	0.38
Architectural Coating	Air Compressors	1	8.00	78	0.48
Off-Site Improvements	Paving Equipment	1	8.00	132	0.36
Off-Site Improvements	Tractors/Loaders/Backhoes	2	8.00	97	0.37

Trips and VMT

Phase Name	Offroad Equipment Count	Worker Trip Number	Vendor Trip Number	Hauling Trip Number	Worker Trip Length	Vendor Trip Length	Hauling Trip Length	Worker Vehicle Class	Vendor Vehicle Class	Hauling Vehicle Class
Demolition	6	15.00	0.00	16.00	14.70	6.90	20.00	LD_Mix	HDT_Mix	HHDT
Grading	8	20.00	0.00	0.00	14.70	6.90	20.00	LD_Mix	HDT_Mix	HHDT
Building Construction	9	664.00	259.00	0.00	14.70	6.90	20.00	LD_Mix	HDT_Mix	HHDT
Paving	6	15.00	0.00	0.00	14.70	6.90	20.00	LD_Mix	HDT_Mix	HHDT
Architectural Coating	1	133.00	0.00	0.00	14.70	6.90	20.00	LD_Mix	HDT_Mix	HHDT
Off-Site Improvements	3	8.00	0.00	0.00	14.70	6.90	20.00	LD_Mix	HDT_Mix	HHDT

3.1 Mitigation Measures Construction

Water Exposed Area

3.2 Demolition - 2020

Unmitigated Construction On-Site

	ROG	NOx	CO	SO2	Fugitive PM10	Exhaust PM10	PM10 Total	Fugitive PM2.5	Exhaust PM2.5	PM2.5 Total	Bio- CO2	NBio- CO2	Total CO2	CH4	N2O	CO2e
Category	lb/day										lb/day					
Fugitive Dust					0.1711	0.0000	0.1711	0.0259	0.0000	0.0259			0.0000			0.0000
Off-Road	3.3121	33.2010	21.7532	0.0388		1.6587	1.6587		1.5419	1.5419		3,747.7049	3,747.7049	1.0580		3,774.1536
Total	**3.3121**	**33.2010**	**21.7532**	**0.0388**	**0.1711**	**1.6587**	**1.8298**	**0.0259**	**1.5419**	**1.5678**		**3,747.7049**	**3,747.7049**	**1.0580**		**3,774.1536**

3.2 Demolition - 2020

Unmitigated Construction Off-Site

	ROG	NOx	CO	SO2	Fugitive PM10	Exhaust PM10	PM10 Total	Fugitive PM2.5	Exhaust PM2.5	PM2.5 Total	Bio- CO2	NBio- CO2	Total CO2	CH4	N2O	CO2e
Category	lb/day										lb/day					
Hauling	4.9700e-003	0.1971	0.0291	6.3000e-004	0.0140	5.9000e-004	0.0146	3.8400e-003	5.6000e-004	4.4000e-003		66.6167	66.6167	3.6000e-003		66.7065
Vendor	0.0000	0.0000	0.0000	0.0000	0.0000	0.0000	0.0000	0.0000	0.0000	0.0000		0.0000	0.0000	0.0000		0.0000
Worker	0.0819	0.0525	0.6746	1.7000e-003	0.1677	1.1000e-003	0.1688	0.0445	1.0100e-003	0.0455		169.5126	169.5126	5.1700e-003		169.6420
Total	**0.0868**	**0.2496**	**0.7037**	**2.3300e-003**	**0.1817**	**1.6900e-003**	**0.1834**	**0.0483**	**1.5700e-003**	**0.0499**		**236.1293**	**236.1293**	**8.7700e-003**		**236.3485**

Mitigated Construction On-Site

	ROG	NOx	CO	SO2	Fugitive PM10	Exhaust PM10	PM10 Total	Fugitive PM2.5	Exhaust PM2.5	PM2.5 Total	Bio- CO2	NBio- CO2	Total CO2	CH4	N2O	CO2e
Category	lb/day										lb/day					
Fugitive Dust					0.0667	0.0000	0.0667	0.0101	0.0000	0.0101			0.0000			0.0000
Off-Road	3.3121	33.2010	21.7532	0.0388		1.6587	1.6587		1.5419	1.5419	0.0000	3,747.7049	3,747.7049	1.0580		3,774.1536
Total	**3.3121**	**33.2010**	**21.7532**	**0.0388**	**0.0667**	**1.6587**	**1.7254**	**0.0101**	**1.5419**	**1.5520**	**0.0000**	**3,747.7049**	**3,747.7049**	**1.0580**		**3,774.1536**

3.2 Demolition - 2020

Mitigated Construction Off-Site

	ROG	NOx	CO	SO2	Fugitive PM10	Exhaust PM10	PM10 Total	Fugitive PM2.5	Exhaust PM2.5	PM2.5 Total	Bio- CO2	NBio- CO2	Total CO2	CH4	N2O	CO2e
Category	lb/day										lb/day					
Hauling	4.9700e-003	0.1971	0.0291	6.3000e-004	0.0140	5.9000e-004	0.0146	3.8400e-003	5.6000e-004	4.4000e-003		66.6167	66.6167	3.6000e-003		66.7065
Vendor	0.0000	0.0000	0.0000	0.0000	0.0000	0.0000	0.0000	0.0000	0.0000	0.0000		0.0000	0.0000	0.0000		0.0000
Worker	0.0819	0.0525	0.6746	1.7000e-003	0.1677	1.1000e-003	0.1688	0.0445	1.0100e-003	0.0455		169.5126	169.5126	5.1700e-003		169.6420
Total	**0.0868**	**0.2496**	**0.7037**	**2.3300e-003**	**0.1817**	**1.6900e-003**	**0.1834**	**0.0483**	**1.5700e-003**	**0.0499**		**236.1293**	**236.1293**	**8.7700e-003**		**236.3485**

3.3 Grading - 2020

Unmitigated Construction On-Site

	ROG	NOx	CO	SO2	Fugitive PM10	Exhaust PM10	PM10 Total	Fugitive PM2.5	Exhaust PM2.5	PM2.5 Total	Bio- CO2	NBio- CO2	Total CO2	CH4	N2O	CO2e
Category	lb/day										lb/day					
Fugitive Dust					9.2036	0.0000	9.2036	3.6538	0.0000	3.6538			0.0000			0.0000
Off-Road	4.4501	50.1975	31.9583	0.0620		2.1739	2.1739		2.0000	2.0000		6,005.8653	6,005.8653	1.9424		6,054.4257
Total	**4.4501**	**50.1975**	**31.9583**	**0.0620**	**9.2036**	**2.1739**	**11.3775**	**3.6538**	**2.0000**	**5.6537**		**6,005.8653**	**6,005.8653**	**1.9424**		**6,054.4257**

3.3 Grading - 2020

Unmitigated Construction Off-Site

	ROG	NOx	CO	SO2	Fugitive PM10	Exhaust PM10	PM10 Total	Fugitive PM2.5	Exhaust PM2.5	PM2.5 Total	Bio- CO2	NBio- CO2	Total CO2	CH4	N2O	CO2e
Category	lb/day										lb/day					
Hauling	0.0000	0.0000	0.0000	0.0000	0.0000	0.0000	0.0000	0.0000	0.0000	0.0000		0.0000	0.0000	0.0000		0.0000
Vendor	0.0000	0.0000	0.0000	0.0000	0.0000	0.0000	0.0000	0.0000	0.0000	0.0000		0.0000	0.0000	0.0000		0.0000
Worker	0.1092	0.0701	0.8995	2.2700e-003	0.2236	1.4600e-003	0.2250	0.0593	1.3500e-003	0.0606		226.0168	226.0168	6.9000e-003		226.1893
Total	**0.1092**	**0.0701**	**0.8995**	**2.2700e-003**	**0.2236**	**1.4600e-003**	**0.2250**	**0.0593**	**1.3500e-003**	**0.0606**		**226.0168**	**226.0168**	**6.9000e-003**		**226.1893**

Mitigated Construction On-Site

	ROG	NOx	CO	SO2	Fugitive PM10	Exhaust PM10	PM10 Total	Fugitive PM2.5	Exhaust PM2.5	PM2.5 Total	Bio- CO2	NBio- CO2	Total CO2	CH4	N2O	CO2e
Category	lb/day										lb/day					
Fugitive Dust					3.5894	0.0000	3.5894	1.4250	0.0000	1.4250			0.0000			0.0000
Off-Road	4.4501	50.1975	31.9583	0.0620		2.1739	2.1739		2.0000	2.0000	0.0000	6,005.8653	6,005.8653	1.9424		6,054.4257
Total	**4.4501**	**50.1975**	**31.9583**	**0.0620**	**3.5894**	**2.1739**	**5.7633**	**1.4250**	**2.0000**	**3.4250**	**0.0000**	**6,005.8653**	**6,005.8653**	**1.9424**		**6,054.4257**

3.3 Grading - 2020

Mitigated Construction Off-Site

	ROG	NOx	CO	SO2	Fugitive PM10	Exhaust PM10	PM10 Total	Fugitive PM2.5	Exhaust PM2.5	PM2.5 Total	Bio- CO2	NBio- CO2	Total CO2	CH4	N2O	CO2e
Category	lb/day										lb/day					
Hauling	0.0000	0.0000	0.0000	0.0000	0.0000	0.0000	0.0000	0.0000	0.0000	0.0000		0.0000	0.0000	0.0000		0.0000
Vendor	0.0000	0.0000	0.0000	0.0000	0.0000	0.0000	0.0000	0.0000	0.0000	0.0000		0.0000	0.0000	0.0000		0.0000
Worker	0.1092	0.0701	0.8995	2.2700e-003	0.2236	1.4600e-003	0.2250	0.0593	1.3500e-003	0.0606		226.0168	226.0168	6.9000e-003		226.1893
Total	**0.1092**	**0.0701**	**0.8995**	**2.2700e-003**	**0.2236**	**1.4600e-003**	**0.2250**	**0.0593**	**1.3500e-003**	**0.0606**		**226.0168**	**226.0168**	**6.9000e-003**		**226.1893**

3.4 Off-Site Improvements - 2020

Unmitigated Construction On-Site

	ROG	NOx	CO	SO2	Fugitive PM10	Exhaust PM10	PM10 Total	Fugitive PM2.5	Exhaust PM2.5	PM2.5 Total	Bio- CO2	NBio- CO2	Total CO2	CH4	N2O	CO2e
Category	lb/day										lb/day					
Off-Road	0.6265	6.3517	7.0938	0.0103		0.3733	0.3733		0.3435	0.3435		996.0652	996.0652	0.3222		1,004.1189
Total	**0.6265**	**6.3517**	**7.0938**	**0.0103**		**0.3733**	**0.3733**		**0.3435**	**0.3435**		**996.0652**	**996.0652**	**0.3222**		**1,004.1189**

3.4 Off-Site Improvements - 2020

Unmitigated Construction Off-Site

	ROG	NOx	CO	SO2	Fugitive PM10	Exhaust PM10	PM10 Total	Fugitive PM2.5	Exhaust PM2.5	PM2.5 Total	Bio- CO2	NBio- CO2	Total CO2	CH4	N2O	CO2e
Category	lb/day										lb/day					
Hauling	0.0000	0.0000	0.0000	0.0000	0.0000	0.0000	0.0000	0.0000	0.0000	0.0000		0.0000	0.0000	0.0000		0.0000
Vendor	0.0000	0.0000	0.0000	0.0000	0.0000	0.0000	0.0000	0.0000	0.0000	0.0000		0.0000	0.0000	0.0000		0.0000
Worker	0.0437	0.0280	0.3598	9.1000e-004	0.0894	5.9000e-004	0.0900	0.0237	5.4000e-004	0.0243		90.4067	90.4067	2.7600e-003		90.4757
Total	**0.0437**	**0.0280**	**0.3598**	**9.1000e-004**	**0.0894**	**5.9000e-004**	**0.0900**	**0.0237**	**5.4000e-004**	**0.0243**		**90.4067**	**90.4067**	**2.7600e-003**		**90.4757**

Mitigated Construction On-Site

	ROG	NOx	CO	SO2	Fugitive PM10	Exhaust PM10	PM10 Total	Fugitive PM2.5	Exhaust PM2.5	PM2.5 Total	Bio- CO2	NBio- CO2	Total CO2	CH4	N2O	CO2e
Category	lb/day										lb/day					
Off-Road	0.6265	6.3517	7.0938	0.0103		0.3733	0.3733		0.3435	0.3435	0.0000	996.0652	996.0652	0.3222		1,004.1189
Total	**0.6265**	**6.3517**	**7.0938**	**0.0103**		**0.3733**	**0.3733**		**0.3435**	**0.3435**	**0.0000**	**996.0652**	**996.0652**	**0.3222**		**1,004.1189**

3.4 Off-Site Improvements - 2020

Mitigated Construction Off-Site

	ROG	NOx	CO	SO2	Fugitive PM10	Exhaust PM10	PM10 Total	Fugitive PM2.5	Exhaust PM2.5	PM2.5 Total	Bio- CO2	NBio- CO2	Total CO2	CH4	N2O	CO2e
Category	lb/day										lb/day					
Hauling	0.0000	0.0000	0.0000	0.0000	0.0000	0.0000	0.0000	0.0000	0.0000	0.0000		0.0000	0.0000	0.0000		0.0000
Vendor	0.0000	0.0000	0.0000	0.0000	0.0000	0.0000	0.0000	0.0000	0.0000	0.0000		0.0000	0.0000	0.0000		0.0000
Worker	0.0437	0.0280	0.3598	9.1000e-004	0.0894	5.9000e-004	0.0900	0.0237	5.4000e-004	0.0243		90.4067	90.4067	2.7600e-003		90.4757
Total	**0.0437**	**0.0280**	**0.3598**	**9.1000e-004**	**0.0894**	**5.9000e-004**	**0.0900**	**0.0237**	**5.4000e-004**	**0.0243**		**90.4067**	**90.4067**	**2.7600e-003**		**90.4757**

3.4 Off-Site Improvements - 2021

Unmitigated Construction On-Site

	ROG	NOx	CO	SO2	Fugitive PM10	Exhaust PM10	PM10 Total	Fugitive PM2.5	Exhaust PM2.5	PM2.5 Total	Bio- CO2	NBio- CO2	Total CO2	CH4	N2O	CO2e
Category	lb/day										lb/day					
Off-Road	0.5666	5.7319	7.0619	0.0103		0.3194	0.3194		0.2938	0.2938		996.2559	996.2559	0.3222		1,004.3111
Total	**0.5666**	**5.7319**	**7.0619**	**0.0103**		**0.3194**	**0.3194**		**0.2938**	**0.2938**		**996.2559**	**996.2559**	**0.3222**		**1,004.3111**

3.4 Off-Site Improvements - 2021

Unmitigated Construction Off-Site

	ROG	NOx	CO	SO2	Fugitive PM10	Exhaust PM10	PM10 Total	Fugitive PM2.5	Exhaust PM2.5	PM2.5 Total	Bio- CO2	NBio- CO2	Total CO2	CH4	N2O	CO2e
Category	lb/day										lb/day					
Hauling	0.0000	0.0000	0.0000	0.0000	0.0000	0.0000	0.0000	0.0000	0.0000	0.0000		0.0000	0.0000	0.0000		0.0000
Vendor	0.0000	0.0000	0.0000	0.0000	0.0000	0.0000	0.0000	0.0000	0.0000	0.0000		0.0000	0.0000	0.0000		0.0000
Worker	0.0407	0.0251	0.3312	8.8000e-004	0.0894	5.7000e-004	0.0900	0.0237	5.3000e-004	0.0242		87.5264	87.5264	2.4900e-003		87.5887
Total	**0.0407**	**0.0251**	**0.3312**	**8.8000e-004**	**0.0894**	**5.7000e-004**	**0.0900**	**0.0237**	**5.3000e-004**	**0.0242**		**87.5264**	**87.5264**	**2.4900e-003**		**87.5887**

Mitigated Construction On-Site

	ROG	NOx	CO	SO2	Fugitive PM10	Exhaust PM10	PM10 Total	Fugitive PM2.5	Exhaust PM2.5	PM2.5 Total	Bio- CO2	NBio- CO2	Total CO2	CH4	N2O	CO2e
Category	lb/day										lb/day					
Off-Road	0.5666	5.7319	7.0619	0.0103		0.3194	0.3194		0.2938	0.2938	0.0000	996.2559	996.2559	0.3222		1,004.3111
Total	**0.5666**	**5.7319**	**7.0619**	**0.0103**		**0.3194**	**0.3194**		**0.2938**	**0.2938**	**0.0000**	**996.2559**	**996.2559**	**0.3222**		**1,004.3111**

3.4 Off-Site Improvements - 2021

Mitigated Construction Off-Site

	ROG	NOx	CO	SO2	Fugitive PM10	Exhaust PM10	PM10 Total	Fugitive PM2.5	Exhaust PM2.5	PM2.5 Total	Bio- CO2	NBio- CO2	Total CO2	CH4	N2O	CO2e
Category	lb/day										lb/day					
Hauling	0.0000	0.0000	0.0000	0.0000	0.0000	0.0000	0.0000	0.0000	0.0000	0.0000		0.0000	0.0000	0.0000		0.0000
Vendor	0.0000	0.0000	0.0000	0.0000	0.0000	0.0000	0.0000	0.0000	0.0000	0.0000		0.0000	0.0000	0.0000		0.0000
Worker	0.0407	0.0251	0.3312	8.8000e-004	0.0894	5.7000e-004	0.0900	0.0237	5.3000e-004	0.0242		87.5264	87.5264	2.4900e-003		87.5887
Total	**0.0407**	**0.0251**	**0.3312**	**8.8000e-004**	**0.0894**	**5.7000e-004**	**0.0900**	**0.0237**	**5.3000e-004**	**0.0242**		**87.5264**	**87.5264**	**2.4900e-003**		**87.5887**

3.5 Building Construction - 2020

Unmitigated Construction On-Site

	ROG	NOx	CO	SO2	Fugitive PM10	Exhaust PM10	PM10 Total	Fugitive PM2.5	Exhaust PM2.5	PM2.5 Total	Bio- CO2	NBio- CO2	Total CO2	CH4	N2O	CO2e
Category	lb/day										lb/day					
Off-Road	2.2551	20.6494	17.9678	0.0288		1.1948	1.1948		1.1218	1.1218		2,735.6999	2,735.6999	0.6819		2,752.7481
Total	**2.2551**	**20.6494**	**17.9678**	**0.0288**		**1.1948**	**1.1948**		**1.1218**	**1.1218**		**2,735.6999**	**2,735.6999**	**0.6819**		**2,752.7481**

3.5 Building Construction - 2020

Unmitigated Construction Off-Site

	ROG	NOx	CO	SO2	Fugitive PM10	Exhaust PM10	PM10 Total	Fugitive PM2.5	Exhaust PM2.5	PM2.5 Total	Bio- CO2	NBio- CO2	Total CO2	CH4	N2O	CO2e
Category	lb/day										lb/day					
Hauling	0.0000	0.0000	0.0000	0.0000	0.0000	0.0000	0.0000	0.0000	0.0000	0.0000		0.0000	0.0000	0.0000		0.0000
Vendor	0.7863	27.3319	5.3267	0.0703	1.6589	0.1258	1.7846	0.4776	0.1203	0.5980		7,410.0259	7,410.0259	0.4813		7,422.0585
Worker	3.6240	2.3259	29.8619	0.0754	7.4220	0.0486	7.4706	1.9683	0.0448	2.0131		7,503.7586	7,503.7586	0.2291		7,509.4854
Total	**4.4103**	**29.6578**	**35.1885**	**0.1457**	**9.0808**	**0.1744**	**9.2552**	**2.4460**	**0.1651**	**2.6111**		**14,913.7845**	**14,913.7845**	**0.7104**		**14,931.5439**

Mitigated Construction On-Site

	ROG	NOx	CO	SO2	Fugitive PM10	Exhaust PM10	PM10 Total	Fugitive PM2.5	Exhaust PM2.5	PM2.5 Total	Bio- CO2	NBio- CO2	Total CO2	CH4	N2O	CO2e
Category	lb/day										lb/day					
Off-Road	2.2551	20.6494	17.9678	0.0288		1.1948	1.1948		1.1218	1.1218	0.0000	2,735.6999	2,735.6999	0.6819		2,752.7481
Total	**2.2551**	**20.6494**	**17.9678**	**0.0288**		**1.1948**	**1.1948**		**1.1218**	**1.1218**	**0.0000**	**2,735.6999**	**2,735.6999**	**0.6819**		**2,752.7481**

3.5 Building Construction - 2020

Mitigated Construction Off-Site

	ROG	NOx	CO	SO2	Fugitive PM10	Exhaust PM10	PM10 Total	Fugitive PM2.5	Exhaust PM2.5	PM2.5 Total	Bio- CO2	NBio- CO2	Total CO2	CH4	N2O	CO2e
Category	lb/day										lb/day					
Hauling	0.0000	0.0000	0.0000	0.0000	0.0000	0.0000	0.0000	0.0000	0.0000	0.0000		0.0000	0.0000	0.0000		0.0000
Vendor	0.7863	27.3319	5.3267	0.0703	1.6589	0.1258	1.7846	0.4776	0.1203	0.5980		7,410.0259	7,410.0259	0.4813		7,422.0585
Worker	3.6240	2.3259	29.8619	0.0754	7.4220	0.0486	7.4706	1.9683	0.0448	2.0131		7,503.7586	7,503.7586	0.2291		7,509.4854
Total	**4.4103**	**29.6578**	**35.1885**	**0.1457**	**9.0808**	**0.1744**	**9.2552**	**2.4460**	**0.1651**	**2.6111**		**14,913.7845**	**14,913.7845**	**0.7104**		**14,931.5439**

3.5 Building Construction - 2021

Unmitigated Construction On-Site

	ROG	NOx	CO	SO2	Fugitive PM10	Exhaust PM10	PM10 Total	Fugitive PM2.5	Exhaust PM2.5	PM2.5 Total	Bio- CO2	NBio- CO2	Total CO2	CH4	N2O	CO2e
Category	lb/day										lb/day					
Off-Road	2.0228	18.7492	17.6706	0.0288		1.0251	1.0251		0.9625	0.9625		2,736.0438	2,736.0438	0.6751		2,752.9212
Total	**2.0228**	**18.7492**	**17.6706**	**0.0288**		**1.0251**	**1.0251**		**0.9625**	**0.9625**		**2,736.0438**	**2,736.0438**	**0.6751**		**2,752.9212**

3.5 Building Construction - 2021

Unmitigated Construction Off-Site

	ROG	NOx	CO	SO2	Fugitive PM10	Exhaust PM10	PM10 Total	Fugitive PM2.5	Exhaust PM2.5	PM2.5 Total	Bio- CO2	NBio- CO2	Total CO2	CH4	N2O	CO2e
Category	lb/day										lb/day					
Hauling	0.0000	0.0000	0.0000	0.0000	0.0000	0.0000	0.0000	0.0000	0.0000	0.0000		0.0000	0.0000	0.0000		0.0000
Vendor	0.6702	24.9773	4.6999	0.0699	1.6588	0.0428	1.7016	0.4776	0.0410	0.5186		7,370.8631	7,370.8631	0.4658		7,382.5082
Worker	3.3738	2.0854	27.4885	0.0730	7.4220	0.0475	7.4694	1.9683	0.0437	2.0121		7,264.6947	7,264.6947	0.2068		7,269.8637
Total	**4.0440**	**27.0627**	**32.1884**	**0.1428**	**9.0808**	**0.0903**	**9.1711**	**2.4460**	**0.0847**	**2.5306**		**14,635.5577**	**14,635.5577**	**0.6726**		**14,652.3719**

Mitigated Construction On-Site

	ROG	NOx	CO	SO2	Fugitive PM10	Exhaust PM10	PM10 Total	Fugitive PM2.5	Exhaust PM2.5	PM2.5 Total	Bio- CO2	NBio- CO2	Total CO2	CH4	N2O	CO2e
Category	lb/day										lb/day					
Off-Road	2.0228	18.7492	17.6706	0.0288		1.0251	1.0251		0.9625	0.9625	0.0000	2,736.0438	2,736.0438	0.6751		2,752.9212
Total	**2.0228**	**18.7492**	**17.6706**	**0.0288**		**1.0251**	**1.0251**		**0.9625**	**0.9625**	**0.0000**	**2,736.0438**	**2,736.0438**	**0.6751**		**2,752.9212**

3.5 Building Construction - 2021

Mitigated Construction Off-Site

	ROG	NOx	CO	SO2	Fugitive PM10	Exhaust PM10	PM10 Total	Fugitive PM2.5	Exhaust PM2.5	PM2.5 Total	Bio- CO2	NBio- CO2	Total CO2	CH4	N2O	CO2e
Category	lb/day										lb/day					
Hauling	0.0000	0.0000	0.0000	0.0000	0.0000	0.0000	0.0000	0.0000	0.0000	0.0000		0.0000	0.0000	0.0000		0.0000
Vendor	0.6702	24.9773	4.6999	0.0699	1.6588	0.0428	1.7016	0.4776	0.0410	0.5186		7,370.8631	7,370.8631	0.4658		7,382.5082
Worker	3.3738	2.0854	27.4885	0.0730	7.4220	0.0475	7.4694	1.9683	0.0437	2.0121		7,264.6947	7,264.6947	0.2068		7,269.8637
Total	**4.0440**	**27.0627**	**32.1884**	**0.1428**	**9.0808**	**0.0903**	**9.1711**	**2.4460**	**0.0847**	**2.5306**		**14,635.5577**	**14,635.5577**	**0.6726**		**14,652.3719**

3.6 Paving - 2020

Unmitigated Construction On-Site

	ROG	NOx	CO	SO2	Fugitive PM10	Exhaust PM10	PM10 Total	Fugitive PM2.5	Exhaust PM2.5	PM2.5 Total	Bio- CO2	NBio- CO2	Total CO2	CH4	N2O	CO2e
Category	lb/day										lb/day					
Off-Road	1.3566	14.0656	14.6521	0.0228		0.7528	0.7528		0.6926	0.6926		2,207.7334	2,207.7334	0.7140		2,225.5841
Paving	0.6655					0.0000	0.0000		0.0000	0.0000			0.0000			0.0000
Total	**2.0220**	**14.0656**	**14.6521**	**0.0228**		**0.7528**	**0.7528**		**0.6926**	**0.6926**		**2,207.7334**	**2,207.7334**	**0.7140**		**2,225.5841**

3.6 Paving - 2020

Unmitigated Construction Off-Site

	ROG	NOx	CO	SO2	Fugitive PM10	Exhaust PM10	PM10 Total	Fugitive PM2.5	Exhaust PM2.5	PM2.5 Total	Bio- CO2	NBio- CO2	Total CO2	CH4	N2O	CO2e
Category	lb/day										lb/day					
Hauling	0.0000	0.0000	0.0000	0.0000	0.0000	0.0000	0.0000	0.0000	0.0000	0.0000		0.0000	0.0000	0.0000		0.0000
Vendor	0.0000	0.0000	0.0000	0.0000	0.0000	0.0000	0.0000	0.0000	0.0000	0.0000		0.0000	0.0000	0.0000		0.0000
Worker	0.0819	0.0525	0.6746	1.7000e-003	0.1677	1.1000e-003	0.1688	0.0445	1.0100e-003	0.0455		169.5126	169.5126	5.1700e-003		169.6420
Total	**0.0819**	**0.0525**	**0.6746**	**1.7000e-003**	**0.1677**	**1.1000e-003**	**0.1688**	**0.0445**	**1.0100e-003**	**0.0455**		**169.5126**	**169.5126**	**5.1700e-003**		**169.6420**

Mitigated Construction On-Site

	ROG	NOx	CO	SO2	Fugitive PM10	Exhaust PM10	PM10 Total	Fugitive PM2.5	Exhaust PM2.5	PM2.5 Total	Bio- CO2	NBio- CO2	Total CO2	CH4	N2O	CO2e
Category	lb/day										lb/day					
Off-Road	1.3566	14.0656	14.6521	0.0228		0.7528	0.7528		0.6926	0.6926	0.0000	2,207.7334	2,207.7334	0.7140		2,225.5841
Paving	0.6655					0.0000	0.0000		0.0000	0.0000			0.0000			0.0000
Total	**2.0220**	**14.0656**	**14.6521**	**0.0228**		**0.7528**	**0.7528**		**0.6926**	**0.6926**	**0.0000**	**2,207.7334**	**2,207.7334**	**0.7140**		**2,225.5841**

3.6 Paving - 2020

Mitigated Construction Off-Site

	ROG	NOx	CO	SO2	Fugitive PM10	Exhaust PM10	PM10 Total	Fugitive PM2.5	Exhaust PM2.5	PM2.5 Total	Bio- CO2	NBio- CO2	Total CO2	CH4	N2O	CO2e
Category	lb/day										lb/day					
Hauling	0.0000	0.0000	0.0000	0.0000	0.0000	0.0000	0.0000	0.0000	0.0000	0.0000		0.0000	0.0000	0.0000		0.0000
Vendor	0.0000	0.0000	0.0000	0.0000	0.0000	0.0000	0.0000	0.0000	0.0000	0.0000		0.0000	0.0000	0.0000		0.0000
Worker	0.0819	0.0525	0.6746	1.7000e-003	0.1677	1.1000e-003	0.1688	0.0445	1.0100e-003	0.0455		169.5126	169.5126	5.1700e-003		169.6420
Total	**0.0819**	**0.0525**	**0.6746**	**1.7000e-003**	**0.1677**	**1.1000e-003**	**0.1688**	**0.0445**	**1.0100e-003**	**0.0455**		**169.5126**	**169.5126**	**5.1700e-003**		**169.6420**

3.6 Paving - 2021

Unmitigated Construction On-Site

	ROG	NOx	CO	SO2	Fugitive PM10	Exhaust PM10	PM10 Total	Fugitive PM2.5	Exhaust PM2.5	PM2.5 Total	Bio- CO2	NBio- CO2	Total CO2	CH4	N2O	CO2e
Category	lb/day										lb/day					
Off-Road	1.2556	12.9191	14.6532	0.0228		0.6777	0.6777		0.6235	0.6235		2,207.2109	2,207.2109	0.7139		2,225.0573
Paving	0.6655					0.0000	0.0000		0.0000	0.0000			0.0000			0.0000
Total	**1.9210**	**12.9191**	**14.6532**	**0.0228**		**0.6777**	**0.6777**		**0.6235**	**0.6235**		**2,207.2109**	**2,207.2109**	**0.7139**		**2,225.0573**

3.6 Paving - 2021

Unmitigated Construction Off-Site

	ROG	NOx	CO	SO2	Fugitive PM10	Exhaust PM10	PM10 Total	Fugitive PM2.5	Exhaust PM2.5	PM2.5 Total	Bio- CO2	NBio- CO2	Total CO2	CH4	N2O	CO2e
Category	lb/day										lb/day					
Hauling	0.0000	0.0000	0.0000	0.0000	0.0000	0.0000	0.0000	0.0000	0.0000	0.0000		0.0000	0.0000	0.0000		0.0000
Vendor	0.0000	0.0000	0.0000	0.0000	0.0000	0.0000	0.0000	0.0000	0.0000	0.0000		0.0000	0.0000	0.0000		0.0000
Worker	0.0762	0.0471	0.6210	1.6500e-003	0.1677	1.0700e-003	0.1687	0.0445	9.9000e-004	0.0455		164.1121	164.1121	4.6700e-003		164.2289
Total	**0.0762**	**0.0471**	**0.6210**	**1.6500e-003**	**0.1677**	**1.0700e-003**	**0.1687**	**0.0445**	**9.9000e-004**	**0.0455**		**164.1121**	**164.1121**	**4.6700e-003**		**164.2289**

Mitigated Construction On-Site

	ROG	NOx	CO	SO2	Fugitive PM10	Exhaust PM10	PM10 Total	Fugitive PM2.5	Exhaust PM2.5	PM2.5 Total	Bio- CO2	NBio- CO2	Total CO2	CH4	N2O	CO2e
Category	lb/day										lb/day					
Off-Road	1.2556	12.9191	14.6532	0.0228		0.6777	0.6777		0.6235	0.6235	0.0000	2,207.2109	2,207.2109	0.7139		2,225.0573
Paving	0.6655					0.0000	0.0000		0.0000	0.0000			0.0000			0.0000
Total	**1.9210**	**12.9191**	**14.6532**	**0.0228**		**0.6777**	**0.6777**		**0.6235**	**0.6235**	**0.0000**	**2,207.2109**	**2,207.2109**	**0.7139**		**2,225.0573**

3.6 Paving - 2021

Mitigated Construction Off-Site

	ROG	NOx	CO	SO2	Fugitive PM10	Exhaust PM10	PM10 Total	Fugitive PM2.5	Exhaust PM2.5	PM2.5 Total	Bio- CO2	NBio- CO2	Total CO2	CH4	N2O	CO2e
Category	lb/day										lb/day					
Hauling	0.0000	0.0000	0.0000	0.0000	0.0000	0.0000	0.0000	0.0000	0.0000	0.0000		0.0000	0.0000	0.0000		0.0000
Vendor	0.0000	0.0000	0.0000	0.0000	0.0000	0.0000	0.0000	0.0000	0.0000	0.0000		0.0000	0.0000	0.0000		0.0000
Worker	0.0762	0.0471	0.6210	1.6500e-003	0.1677	1.0700e-003	0.1687	0.0445	9.9000e-004	0.0455		164.1121	164.1121	4.6700e-003		164.2289
Total	**0.0762**	**0.0471**	**0.6210**	**1.6500e-003**	**0.1677**	**1.0700e-003**	**0.1687**	**0.0445**	**9.9000e-004**	**0.0455**		**164.1121**	**164.1121**	**4.6700e-003**		**164.2289**

3.7 Architectural Coating - 2020

Unmitigated Construction On-Site

	ROG	NOx	CO	SO2	Fugitive PM10	Exhaust PM10	PM10 Total	Fugitive PM2.5	Exhaust PM2.5	PM2.5 Total	Bio- CO2	NBio- CO2	Total CO2	CH4	N2O	CO2e
Category	lb/day										lb/day					
Archit. Coating	70.7358					0.0000	0.0000		0.0000	0.0000			0.0000			0.0000
Off-Road	0.3229	2.2451	2.4419	3.9600e-003		0.1479	0.1479		0.1479	0.1479		375.2641	375.2641	0.0291		375.9904
Total	**71.0587**	**2.2451**	**2.4419**	**3.9600e-003**		**0.1479**	**0.1479**		**0.1479**	**0.1479**		**375.2641**	**375.2641**	**0.0291**		**375.9904**

3.7 Architectural Coating - 2020

Unmitigated Construction Off-Site

	ROG	NOx	CO	SO2	Fugitive PM10	Exhaust PM10	PM10 Total	Fugitive PM2.5	Exhaust PM2.5	PM2.5 Total	Bio- CO2	NBio- CO2	Total CO2	CH4	N2O	CO2e
Category	lb/day										lb/day					
Hauling	0.0000	0.0000	0.0000	0.0000	0.0000	0.0000	0.0000	0.0000	0.0000	0.0000		0.0000	0.0000	0.0000		0.0000
Vendor	0.0000	0.0000	0.0000	0.0000	0.0000	0.0000	0.0000	0.0000	0.0000	0.0000		0.0000	0.0000	0.0000		0.0000
Worker	0.7259	0.4659	5.9814	0.0151	1.4866	9.7400e-003	1.4964	0.3943	8.9700e-003	0.4032		1,503.0119	1,503.0119	0.0459		1,504.1590
Total	**0.7259**	**0.4659**	**5.9814**	**0.0151**	**1.4866**	**9.7400e-003**	**1.4964**	**0.3943**	**8.9700e-003**	**0.4032**		**1,503.0119**	**1,503.0119**	**0.0459**		**1,504.1590**

Mitigated Construction On-Site

	ROG	NOx	CO	SO2	Fugitive PM10	Exhaust PM10	PM10 Total	Fugitive PM2.5	Exhaust PM2.5	PM2.5 Total	Bio- CO2	NBio- CO2	Total CO2	CH4	N2O	CO2e
Category	lb/day										lb/day					
Archit. Coating	70.7358					0.0000	0.0000		0.0000	0.0000			0.0000			0.0000
Off-Road	0.3229	2.2451	2.4419	3.9600e-003		0.1479	0.1479		0.1479	0.1479	0.0000	375.2641	375.2641	0.0291		375.9904
Total	**71.0587**	**2.2451**	**2.4419**	**3.9600e-003**		**0.1479**	**0.1479**		**0.1479**	**0.1479**	**0.0000**	**375.2641**	**375.2641**	**0.0291**		**375.9904**

3.7 Architectural Coating - 2020

Mitigated Construction Off-Site

	ROG	NOx	CO	SO2	Fugitive PM10	Exhaust PM10	PM10 Total	Fugitive PM2.5	Exhaust PM2.5	PM2.5 Total	Bio- CO2	NBio- CO2	Total CO2	CH4	N2O	CO2e
Category	lb/day										lb/day					
Hauling	0.0000	0.0000	0.0000	0.0000	0.0000	0.0000	0.0000	0.0000	0.0000	0.0000		0.0000	0.0000	0.0000		0.0000
Vendor	0.0000	0.0000	0.0000	0.0000	0.0000	0.0000	0.0000	0.0000	0.0000	0.0000		0.0000	0.0000	0.0000		0.0000
Worker	0.7259	0.4659	5.9814	0.0151	1.4866	9.7400e-003	1.4964	0.3943	8.9700e-003	0.4032		1,503.0119	1,503.0119	0.0459		1,504.1590
Total	**0.7259**	**0.4659**	**5.9814**	**0.0151**	**1.4866**	**9.7400e-003**	**1.4964**	**0.3943**	**8.9700e-003**	**0.4032**		**1,503.0119**	**1,503.0119**	**0.0459**		**1,504.1590**

3.7 Architectural Coating - 2021

Unmitigated Construction On-Site

	ROG	NOx	CO	SO2	Fugitive PM10	Exhaust PM10	PM10 Total	Fugitive PM2.5	Exhaust PM2.5	PM2.5 Total	Bio- CO2	NBio- CO2	Total CO2	CH4	N2O	CO2e
Category	lb/day										lb/day					
Archit. Coating	70.7358					0.0000	0.0000		0.0000	0.0000			0.0000			0.0000
Off-Road	0.2919	2.0358	2.4234	3.9600e-003		0.1255	0.1255		0.1255	0.1255		375.2641	375.2641	0.0258		375.9079
Total	**71.0276**	**2.0358**	**2.4234**	**3.9600e-003**		**0.1255**	**0.1255**		**0.1255**	**0.1255**		**375.2641**	**375.2641**	**0.0258**		**375.9079**

3.7 Architectural Coating - 2021

Unmitigated Construction Off-Site

	ROG	NOx	CO	SO2	Fugitive PM10	Exhaust PM10	PM10 Total	Fugitive PM2.5	Exhaust PM2.5	PM2.5 Total	Bio- CO2	NBio- CO2	Total CO2	CH4	N2O	CO2e
Category	lb/day										lb/day					
Hauling	0.0000	0.0000	0.0000	0.0000	0.0000	0.0000	0.0000	0.0000	0.0000	0.0000		0.0000	0.0000	0.0000		0.0000
Vendor	0.0000	0.0000	0.0000	0.0000	0.0000	0.0000	0.0000	0.0000	0.0000	0.0000		0.0000	0.0000	0.0000		0.0000
Worker	0.6758	0.4177	5.5060	0.0146	1.4866	9.5100e-003	1.4961	0.3943	8.7600e-003	0.4030		1,455.1271	1,455.1271	0.0414		1,456.1625
Total	**0.6758**	**0.4177**	**5.5060**	**0.0146**	**1.4866**	**9.5100e-003**	**1.4961**	**0.3943**	**8.7600e-003**	**0.4030**		**1,455.1271**	**1,455.1271**	**0.0414**		**1,456.1625**

Mitigated Construction On-Site

	ROG	NOx	CO	SO2	Fugitive PM10	Exhaust PM10	PM10 Total	Fugitive PM2.5	Exhaust PM2.5	PM2.5 Total	Bio- CO2	NBio- CO2	Total CO2	CH4	N2O	CO2e
Category	lb/day										lb/day					
Archit. Coating	70.7358					0.0000	0.0000		0.0000	0.0000			0.0000			0.0000
Off-Road	0.2919	2.0358	2.4234	3.9600e-003		0.1255	0.1255		0.1255	0.1255	0.0000	375.2641	375.2641	0.0258		375.9079
Total	**71.0276**	**2.0358**	**2.4234**	**3.9600e-003**		**0.1255**	**0.1255**		**0.1255**	**0.1255**	**0.0000**	**375.2641**	**375.2641**	**0.0258**		**375.9079**

3.7 Architectural Coating - 2021

Mitigated Construction Off-Site

	ROG	NOx	CO	SO2	Fugitive PM10	Exhaust PM10	PM10 Total	Fugitive PM2.5	Exhaust PM2.5	PM2.5 Total	Bio- CO2	NBio- CO2	Total CO2	CH4	N2O	CO2e
Category	lb/day										lb/day					
Hauling	0.0000	0.0000	0.0000	0.0000	0.0000	0.0000	0.0000	0.0000	0.0000	0.0000		0.0000	0.0000	0.0000		0.0000
Vendor	0.0000	0.0000	0.0000	0.0000	0.0000	0.0000	0.0000	0.0000	0.0000	0.0000		0.0000	0.0000	0.0000		0.0000
Worker	0.6758	0.4177	5.5060	0.0146	1.4866	9.5100e-003	1.4961	0.3943	8.7600e-003	0.4030		1,455.1271	1,455.1271	0.0414		1,456.1625
Total	**0.6758**	**0.4177**	**5.5060**	**0.0146**	**1.4866**	**9.5100e-003**	**1.4961**	**0.3943**	**8.7600e-003**	**0.4030**		**1,455.1271**	**1,455.1271**	**0.0414**		**1,456.1625**

4.0 Operational Detail - Mobile

4.1 Mitigation Measures Mobile

	ROG	NOx	CO	SO2	Fugitive PM10	Exhaust PM10	PM10 Total	Fugitive PM2.5	Exhaust PM2.5	PM2.5 Total	Bio- CO2	NBio- CO2	Total CO2	CH4	N2O	CO2e
Category	lb/day										lb/day					
Mitigated	0.0000	0.0000	0.0000	0.0000	0.0000	0.0000	0.0000	0.0000	0.0000	0.0000		0.0000	0.0000	0.0000		0.0000
Unmitigated	0.0000	0.0000	0.0000	0.0000	0.0000	0.0000	0.0000	0.0000	0.0000	0.0000		0.0000	0.0000	0.0000		0.0000

4.2 Trip Summary Information

	Average Daily Trip Rate			Unmitigated	Mitigated
Land Use	Weekday	Saturday	Sunday	Annual VMT	Annual VMT
Other Non-Asphalt Surfaces	0.00	0.00	0.00		
Parking Lot	0.00	0.00	0.00		
Refrigerated Warehouse-No Rail	0.00	0.00	0.00		
Unrefrigerated Warehouse-No Rail	0.00	0.00	0.00		
Total	0.00	0.00	0.00		

4.3 Trip Type Information

	Miles			Trip %			Trip Purpose %		
Land Use	H-W or C-W	H-S or C-C	H-O or C-NW	H-W or C-W	H-S or C-C	H-O or C-NW	Primary	Diverted	Pass-by
Other Non-Asphalt Surfaces	0.00	0.00	0.00	0.00	0.00	0.00	0	0	0
Parking Lot	0.00	0.00	0.00	0.00	0.00	0.00	0	0	0
Refrigerated Warehouse-No	0.00	0.00	0.00	0.00	0.00	0.00	0	0	0
Unrefrigerated Warehouse-No	0.00	0.00	0.00	0.00	0.00	0.00	0	0	0

4.4 Fleet Mix

Land Use	LDA	LDT1	LDT2	MDV	LHD1	LHD2	MHD	HHD	OBUS	UBUS	MCY	SBUS	MH
Other Non-Asphalt Surfaces	0.549952	0.037123	0.179649	0.119457	0.017229	0.005267	0.017877	0.062669	0.001348	0.001607	0.006000	0.000812	0.001010
Parking Lot	0.549952	0.037123	0.179649	0.119457	0.017229	0.005267	0.017877	0.062669	0.001348	0.001607	0.006000	0.000812	0.001010
Refrigerated Warehouse-No Rail	0.549952	0.037123	0.179649	0.119457	0.017229	0.005267	0.017877	0.062669	0.001348	0.001607	0.006000	0.000812	0.001010
Unrefrigerated Warehouse-No Rail	0.549952	0.037123	0.179649	0.119457	0.017229	0.005267	0.017877	0.062669	0.001348	0.001607	0.006000	0.000812	0.001010

5.0 Energy Detail

Historical Energy Use: N

5.1 Mitigation Measures Energy

	ROG	NOx	CO	SO2	Fugitive PM10	Exhaust PM10	PM10 Total	Fugitive PM2.5	Exhaust PM2.5	PM2.5 Total	Bio- CO2	NBio- CO2	Total CO2	CH4	N2O	CO2e
Category	lb/day										lb/day					
NaturalGas Mitigated	0.0000	0.0000	0.0000	0.0000		0.0000	0.0000		0.0000	0.0000		0.0000	0.0000	0.0000	0.0000	0.0000
NaturalGas Unmitigated	0.0000	0.0000	0.0000	0.0000		0.0000	0.0000		0.0000	0.0000		0.0000	0.0000	0.0000	0.0000	0.0000

5.2 Energy by Land Use - NaturalGas

Unmitigated

	NaturalGas Use	ROG	NOx	CO	SO2	Fugitive PM10	Exhaust PM10	PM10 Total	Fugitive PM2.5	Exhaust PM2.5	PM2.5 Total	Bio- CO2	NBio- CO2	Total CO2	CH4	N2O	CO2e
Land Use	kBTU/yr	lb/day										lb/day					
Other Non-Asphalt Surfaces	0	0.0000	0.0000	0.0000	0.0000		0.0000	0.0000		0.0000	0.0000		0.0000	0.0000	0.0000	0.0000	0.0000
Parking Lot	0	0.0000	0.0000	0.0000	0.0000		0.0000	0.0000		0.0000	0.0000		0.0000	0.0000	0.0000	0.0000	0.0000
Refrigerated Warehouse-No Rail	0	0.0000	0.0000	0.0000	0.0000		0.0000	0.0000		0.0000	0.0000		0.0000	0.0000	0.0000	0.0000	0.0000
Unrefrigerated Warehouse-No Rail	0	0.0000	0.0000	0.0000	0.0000		0.0000	0.0000		0.0000	0.0000		0.0000	0.0000	0.0000	0.0000	0.0000
Total		**0.0000**	**0.0000**	**0.0000**	**0.0000**		**0.0000**	**0.0000**		**0.0000**	**0.0000**		**0.0000**	**0.0000**	**0.0000**	**0.0000**	**0.0000**

5.2 Energy by Land Use - NaturalGas

Mitigated

	NaturalGas Use	ROG	NOx	CO	SO2	Fugitive PM10	Exhaust PM10	PM10 Total	Fugitive PM2.5	Exhaust PM2.5	PM2.5 Total	Bio- CO2	NBio- CO2	Total CO2	CH4	N2O	CO2e
Land Use	kBTU/yr	lb/day										lb/day					
Other Non-Asphalt Surfaces	0	0.0000	0.0000	0.0000	0.0000		0.0000	0.0000		0.0000	0.0000		0.0000	0.0000	0.0000	0.0000	0.0000
Parking Lot	0	0.0000	0.0000	0.0000	0.0000		0.0000	0.0000		0.0000	0.0000		0.0000	0.0000	0.0000	0.0000	0.0000
Refrigerated Warehouse-No Rail	0	0.0000	0.0000	0.0000	0.0000		0.0000	0.0000		0.0000	0.0000		0.0000	0.0000	0.0000	0.0000	0.0000
Unrefrigerated Warehouse-No Rail	0	0.0000	0.0000	0.0000	0.0000		0.0000	0.0000		0.0000	0.0000		0.0000	0.0000	0.0000	0.0000	0.0000
Total		**0.0000**	**0.0000**	**0.0000**	**0.0000**		**0.0000**	**0.0000**		**0.0000**	**0.0000**		**0.0000**	**0.0000**	**0.0000**	**0.0000**	**0.0000**

6.0 Area Detail

6.1 Mitigation Measures Area

	ROG	NOx	CO	SO2	Fugitive PM10	Exhaust PM10	PM10 Total	Fugitive PM2.5	Exhaust PM2.5	PM2.5 Total	Bio- CO2	NBio- CO2	Total CO2	CH4	N2O	CO2e
Category	lb/day										lb/day					
Mitigated	18.5825	1.4600e-003	0.1589	1.0000e-005		5.7000e-004	5.7000e-004		5.7000e-004	5.7000e-004		0.3393	0.3393	9.0000e-004		0.3618
Unmitigated	18.5825	1.4600e-003	0.1589	1.0000e-005		5.7000e-004	5.7000e-004		5.7000e-004	5.7000e-004		0.3393	0.3393	9.0000e-004		0.3618

6.2 Area by SubCategory

Unmitigated

	ROG	NOx	CO	SO2	Fugitive PM10	Exhaust PM10	PM10 Total	Fugitive PM2.5	Exhaust PM2.5	PM2.5 Total	Bio- CO2	NBio- CO2	Total CO2	CH4	N2O	CO2e
SubCategory	lb/day										lb/day					
Architectural Coating	2.1318					0.0000	0.0000		0.0000	0.0000			0.0000			0.0000
Consumer Products	16.4359					0.0000	0.0000		0.0000	0.0000			0.0000			0.0000
Landscaping	0.0148	1.4600e-003	0.1589	1.0000e-005		5.7000e-004	5.7000e-004		5.7000e-004	5.7000e-004		0.3393	0.3393	9.0000e-004		0.3618
Total	**18.5825**	**1.4600e-003**	**0.1589**	**1.0000e-005**		**5.7000e-004**	**5.7000e-004**		**5.7000e-004**	**5.7000e-004**		**0.3393**	**0.3393**	**9.0000e-004**		**0.3618**

6.2 Area by SubCategory

Mitigated

	ROG	NOx	CO	SO2	Fugitive PM10	Exhaust PM10	PM10 Total	Fugitive PM2.5	Exhaust PM2.5	PM2.5 Total	Bio- CO2	NBio- CO2	Total CO2	CH4	N2O	CO2e
SubCategory	lb/day										lb/day					
Architectural Coating	2.1318					0.0000	0.0000		0.0000	0.0000			0.0000			0.0000
Consumer Products	16.4359					0.0000	0.0000		0.0000	0.0000			0.0000			0.0000
Landscaping	0.0148	1.4600e-003	0.1589	1.0000e-005		5.7000e-004	5.7000e-004		5.7000e-004	5.7000e-004		0.3393	0.3393	9.0000e-004		0.3618
Total	**18.5825**	**1.4600e-003**	**0.1589**	**1.0000e-005**		**5.7000e-004**	**5.7000e-004**		**5.7000e-004**	**5.7000e-004**		**0.3393**	**0.3393**	**9.0000e-004**		**0.3618**

7.0 Water Detail

7.1 Mitigation Measures Water

8.0 Waste Detail

8.1 Mitigation Measures Waste

9.0 Operational Offroad

Equipment Type	Number	Hours/Day	Days/Year	Horse Power	Load Factor	Fuel Type

10.0 Stationary Equipment

Fire Pumps and Emergency Generators

Equipment Type	Number	Hours/Day	Hours/Year	Horse Power	Load Factor	Fuel Type

Boilers

Equipment Type	Number	Heat Input/Day	Heat Input/Year	Boiler Rating	Fuel Type

User Defined Equipment

Equipment Type	Number

11.0 Vegetation

Goodman Industrial Park - Phase 1 (Construction - Unmitigated)

San Bernardino-South Coast County, Winter

1.0 Project Characteristics

1.1 Land Usage

Land Uses	Size	Metric	Lot Acreage	Floor Surface Area	Population
Refrigerated Warehouse-No Rail	163.28	1000sqft	3.75	163,280.00	0
Unrefrigerated Warehouse-No Rail	653.12	1000sqft	14.99	653,120.00	0
Other Non-Asphalt Surfaces	156.86	1000sqft	3.60	156,857.00	0
Parking Lot	577.00	Space	13.97	608,708.88	0

1.2 Other Project Characteristics

Urbanization	Urban	**Wind Speed (m/s)**	2.2	**Precipitation Freq (Days)**	32
Climate Zone	10			**Operational Year**	2021
Utility Company	Southern California Edison				
CO2 Intensity (lb/MWhr)	702.44	**CH4 Intensity (lb/MWhr)**	0.029	**N2O Intensity (lb/MWhr)**	0.006

1.3 User Entered Comments & Non-Default Data

Project Characteristics -

Land Use - Phase 1 consist of the construction of Buildings 3 (453,020 sf) and 4 (363,380 sf). Consistent with the Traffic Study, 80% of Buildings are designated for warehous use and the remanining 20% for high-cube cold storage warehouse use. Parking Spaces consist of both Auto Parking and Trailer Parking.

Construction Phase - Construction Schedule consistent with Goodman Logistics Center Fontana III AQ, GHG, & HRA Scoping Agreement.

Off-road Equipment - Equipment based on consultation with the Project applicant.

Off-road Equipment - Hours are based on an 8 hour workday.

Off-road Equipment -

Off-road Equipment - Hours are based on an 8 hour workday.

Grading - Based on the Equipment List the total acres graded per day is 3.0 acres for grading activities.

Architectural Coating - Rule 1113

Vehicle Trips - Construction Run Only.

Vehicle Emission Factors - EMFAC2017

Vehicle Emission Factors - EMFAC2017

Vehicle Emission Factors - EMFAC2017

Energy Use - Construction Run Only.

Water And Wastewater - Construction Run Only.

Solid Waste - Construction Run Only.

Construction Off-road Equipment Mitigation - Rule 403

Table Name	Column Name	Default Value	New Value
tblArchitecturalCoating	EF_Nonresidential_Exterior	100.00	50.00
tblArchitecturalCoating	EF_Nonresidential_Interior	100.00	50.00
tblArchitecturalCoating	EF_Parking	100.00	50.00
tblConstructionPhase	NumDays	50.00	20.00
tblConstructionPhase	NumDays	75.00	32.00
tblConstructionPhase	NumDays	740.00	184.00
tblEnergyUse	LightingElect	0.35	0.00
tblEnergyUse	LightingElect	2.37	0.00

tblEnergyUse	LightingElect	1.17	0.00
tblEnergyUse	NT24E	36.52	0.00
tblEnergyUse	NT24E	0.82	0.00
tblEnergyUse	NT24NG	48.51	0.00
tblEnergyUse	NT24NG	0.03	0.00
tblEnergyUse	T24E	1.06	0.00
tblEnergyUse	T24E	0.37	0.00
tblEnergyUse	T24NG	3.25	0.00
tblEnergyUse	T24NG	2.00	0.00
tblGrading	AcresOfGrading	80.00	96.00
tblLandUse	LandUseSquareFeet	230,800.00	608,708.88
tblLandUse	LotAcreage	5.19	13.97
tblOffRoadEquipment	UsageHours	6.00	8.00
tblOffRoadEquipment	UsageHours	7.00	8.00
tblOffRoadEquipment	UsageHours	7.00	8.00
tblSolidWaste	SolidWasteGenerationRate	153.48	0.00
tblSolidWaste	SolidWasteGenerationRate	613.93	0.00
tblVehicleEF	HHD	1.24	0.32
tblVehicleEF	HHD	0.04	2.3880e-003
tblVehicleEF	HHD	0.11	0.00
tblVehicleEF	HHD	3.46	93.15
tblVehicleEF	HHD	0.58	0.26
tblVehicleEF	HHD	1.92	2.2600e-003
tblVehicleEF	HHD	6,983.95	16,719.13
tblVehicleEF	HHD	1,493.95	1,347.67
tblVehicleEF	HHD	5.71	0.02
tblVehicleEF	HHD	28.07	86.33

tblVehicleEF	HHD	2.87	2.76
tblVehicleEF	HHD	0.01	0.04
tblVehicleEF	HHD	0.06	0.06
tblVehicleEF	HHD	0.04	0.04
tblVehicleEF	HHD	0.01	0.03
tblVehicleEF	HHD	5.5000e-005	1.0000e-006
tblVehicleEF	HHD	0.01	0.04
tblVehicleEF	HHD	0.03	0.03
tblVehicleEF	HHD	8.8820e-003	8.8160e-003
tblVehicleEF	HHD	0.01	0.03
tblVehicleEF	HHD	5.0000e-005	1.0000e-006
tblVehicleEF	HHD	9.3000e-005	3.4000e-005
tblVehicleEF	HHD	3.4490e-003	1.0400e-004
tblVehicleEF	HHD	0.89	6.69
tblVehicleEF	HHD	5.7000e-005	2.0000e-005
tblVehicleEF	HHD	0.09	0.05
tblVehicleEF	HHD	2.4200e-004	5.2200e-004
tblVehicleEF	HHD	0.06	1.0000e-006
tblVehicleEF	HHD	0.07	0.16
tblVehicleEF	HHD	0.01	0.01
tblVehicleEF	HHD	8.9000e-005	0.00
tblVehicleEF	HHD	9.3000e-005	3.4000e-005
tblVehicleEF	HHD	3.4490e-003	1.0400e-004
tblVehicleEF	HHD	1.02	7.61
tblVehicleEF	HHD	5.7000e-005	2.0000e-005
tblVehicleEF	HHD	0.13	0.06
tblVehicleEF	HHD	2.4200e-004	5.2200e-004

tblVehicleEF	HHD	0.07	1.0000e-006
tblVehicleEF	HHD	1.17	0.34
tblVehicleEF	HHD	0.04	2.3890e-003
tblVehicleEF	HHD	0.11	0.00
tblVehicleEF	HHD	2.52	91.41
tblVehicleEF	HHD	0.58	0.26
tblVehicleEF	HHD	1.80	2.1220e-003
tblVehicleEF	HHD	7,395.94	16,613.96
tblVehicleEF	HHD	1,493.95	1,347.67
tblVehicleEF	HHD	5.71	0.02
tblVehicleEF	HHD	28.97	83.18
tblVehicleEF	HHD	2.70	2.60
tblVehicleEF	HHD	0.01	0.04
tblVehicleEF	HHD	0.06	0.06
tblVehicleEF	HHD	0.04	0.04
tblVehicleEF	HHD	0.01	0.03
tblVehicleEF	HHD	5.5000e-005	1.0000e-006
tblVehicleEF	HHD	0.01	0.04
tblVehicleEF	HHD	0.03	0.03
tblVehicleEF	HHD	8.8820e-003	8.8160e-003
tblVehicleEF	HHD	0.01	0.03
tblVehicleEF	HHD	5.0000e-005	1.0000e-006
tblVehicleEF	HHD	1.8400e-004	7.2000e-005
tblVehicleEF	HHD	3.9090e-003	1.2200e-004
tblVehicleEF	HHD	0.84	7.03
tblVehicleEF	HHD	1.2900e-004	4.9000e-005
tblVehicleEF	HHD	0.09	0.05

tblVehicleEF	HHD	2.4800e-004	5.3900e-004
tblVehicleEF	HHD	0.06	1.0000e-006
tblVehicleEF	HHD	0.07	0.16
tblVehicleEF	HHD	0.01	0.01
tblVehicleEF	HHD	8.7000e-005	0.00
tblVehicleEF	HHD	1.8400e-004	7.2000e-005
tblVehicleEF	HHD	3.9090e-003	1.2200e-004
tblVehicleEF	HHD	0.97	8.00
tblVehicleEF	HHD	1.2900e-004	4.9000e-005
tblVehicleEF	HHD	0.13	0.06
tblVehicleEF	HHD	2.4800e-004	5.3900e-004
tblVehicleEF	HHD	0.06	1.0000e-006
tblVehicleEF	HHD	1.34	0.30
tblVehicleEF	HHD	0.04	2.3880e-003
tblVehicleEF	HHD	0.11	0.00
tblVehicleEF	HHD	4.76	95.56
tblVehicleEF	HHD	0.58	0.26
tblVehicleEF	HHD	1.89	2.2320e-003
tblVehicleEF	HHD	6,415.00	16,864.37
tblVehicleEF	HHD	1,493.95	1,347.67
tblVehicleEF	HHD	5.71	0.02
tblVehicleEF	HHD	26.84	90.68
tblVehicleEF	HHD	2.83	2.72
tblVehicleEF	HHD	0.02	0.05
tblVehicleEF	HHD	0.06	0.06
tblVehicleEF	HHD	0.04	0.04
tblVehicleEF	HHD	0.01	0.03

tblVehicleEF	HHD	5.5000e-005	1.0000e-006
tblVehicleEF	HHD	0.02	0.05
tblVehicleEF	HHD	0.03	0.03
tblVehicleEF	HHD	8.8820e-003	8.8160e-003
tblVehicleEF	HHD	0.01	0.03
tblVehicleEF	HHD	5.0000e-005	1.0000e-006
tblVehicleEF	HHD	9.4000e-005	3.8000e-005
tblVehicleEF	HHD	3.7830e-003	1.2300e-004
tblVehicleEF	HHD	0.96	6.22
tblVehicleEF	HHD	5.6000e-005	2.0000e-005
tblVehicleEF	HHD	0.09	0.05
tblVehicleEF	HHD	2.5900e-004	5.4600e-004
tblVehicleEF	HHD	0.06	1.0000e-006
tblVehicleEF	HHD	0.06	0.16
tblVehicleEF	HHD	0.01	0.01
tblVehicleEF	HHD	8.9000e-005	0.00
tblVehicleEF	HHD	9.4000e-005	3.8000e-005
tblVehicleEF	HHD	3.7830e-003	1.2300e-004
tblVehicleEF	HHD	1.10	7.08
tblVehicleEF	HHD	5.6000e-005	2.0000e-005
tblVehicleEF	HHD	0.13	0.06
tblVehicleEF	HHD	2.5900e-004	5.4600e-004
tblVehicleEF	HHD	0.07	1.0000e-006
tblVehicleEF	LDA	4.6640e-003	2.4750e-003
tblVehicleEF	LDA	6.4640e-003	0.05
tblVehicleEF	LDA	0.62	0.66
tblVehicleEF	LDA	1.32	2.16

tblVehicleEF	LDA	261.85	265.70
tblVehicleEF	LDA	59.28	53.86
tblVehicleEF	LDA	0.06	0.04
tblVehicleEF	LDA	1.7130e-003	1.4710e-003
tblVehicleEF	LDA	2.3020e-003	1.8580e-003
tblVehicleEF	LDA	1.5790e-003	1.3550e-003
tblVehicleEF	LDA	2.1170e-003	1.7080e-003
tblVehicleEF	LDA	0.05	0.27
tblVehicleEF	LDA	0.11	0.10
tblVehicleEF	LDA	0.04	0.21
tblVehicleEF	LDA	0.01	9.4820e-003
tblVehicleEF	LDA	0.04	0.21
tblVehicleEF	LDA	0.09	0.23
tblVehicleEF	LDA	2.6230e-003	2.6290e-003
tblVehicleEF	LDA	6.1500e-004	5.3300e-004
tblVehicleEF	LDA	0.05	0.27
tblVehicleEF	LDA	0.11	0.10
tblVehicleEF	LDA	0.04	0.21
tblVehicleEF	LDA	0.02	0.01
tblVehicleEF	LDA	0.04	0.21
tblVehicleEF	LDA	0.10	0.25
tblVehicleEF	LDA	5.3170e-003	2.8390e-003
tblVehicleEF	LDA	5.3900e-003	0.04
tblVehicleEF	LDA	0.76	0.81
tblVehicleEF	LDA	1.10	1.79
tblVehicleEF	LDA	286.52	290.16
tblVehicleEF	LDA	59.28	53.16

tblVehicleEF	LDA	0.05	0.04
tblVehicleEF	LDA	1.7130e-003	1.4710e-003
tblVehicleEF	LDA	2.3020e-003	1.8580e-003
tblVehicleEF	LDA	1.5790e-003	1.3550e-003
tblVehicleEF	LDA	2.1170e-003	1.7080e-003
tblVehicleEF	LDA	0.10	0.55
tblVehicleEF	LDA	0.13	0.12
tblVehicleEF	LDA	0.08	0.45
tblVehicleEF	LDA	0.01	0.01
tblVehicleEF	LDA	0.04	0.21
tblVehicleEF	LDA	0.07	0.19
tblVehicleEF	LDA	6.1100e-004	5.2600e-004
tblVehicleEF	LDA	0.10	0.55
tblVehicleEF	LDA	0.13	0.12
tblVehicleEF	LDA	0.08	0.45
tblVehicleEF	LDA	0.02	0.02
tblVehicleEF	LDA	0.04	0.21
tblVehicleEF	LDA	0.08	0.21
tblVehicleEF	LDA	4.5320e-003	2.4150e-003
tblVehicleEF	LDA	6.4200e-003	0.05
tblVehicleEF	LDA	0.58	0.62
tblVehicleEF	LDA	1.30	2.12
tblVehicleEF	LDA	256.02	259.97
tblVehicleEF	LDA	59.28	53.80
tblVehicleEF	LDA	0.05	0.04
tblVehicleEF	LDA	1.7130e-003	1.4710e-003
tblVehicleEF	LDA	2.3020e-003	1.8580e-003

tblVehicleEF	LDA	1.5790e-003	1.3550e-003
tblVehicleEF	LDA	2.1170e-003	1.7080e-003
tblVehicleEF	LDA	0.05	0.27
tblVehicleEF	LDA	0.12	0.11
tblVehicleEF	LDA	0.03	0.20
tblVehicleEF	LDA	0.01	9.2350e-003
tblVehicleEF	LDA	0.04	0.24
tblVehicleEF	LDA	0.09	0.23
tblVehicleEF	LDA	2.5640e-003	2.5720e-003
tblVehicleEF	LDA	6.1500e-004	5.3200e-004
tblVehicleEF	LDA	0.05	0.27
tblVehicleEF	LDA	0.12	0.11
tblVehicleEF	LDA	0.03	0.20
tblVehicleEF	LDA	0.02	0.01
tblVehicleEF	LDA	0.04	0.24
tblVehicleEF	LDA	0.09	0.25
tblVehicleEF	LDT1	0.02	7.1090e-003
tblVehicleEF	LDT1	0.02	0.08
tblVehicleEF	LDT1	1.71	1.45
tblVehicleEF	LDT1	4.02	2.44
tblVehicleEF	LDT1	323.73	312.14
tblVehicleEF	LDT1	72.77	65.50
tblVehicleEF	LDT1	0.18	0.13
tblVehicleEF	LDT1	2.8630e-003	2.2090e-003
tblVehicleEF	LDT1	3.8930e-003	2.8520e-003
tblVehicleEF	LDT1	2.6370e-003	2.0320e-003
tblVehicleEF	LDT1	3.5800e-003	2.6220e-003

tblVehicleEF	LDT1	0.19	0.85
tblVehicleEF	LDT1	0.36	0.26
tblVehicleEF	LDT1	0.13	0.60
tblVehicleEF	LDT1	0.04	0.03
tblVehicleEF	LDT1	0.21	0.88
tblVehicleEF	LDT1	0.29	0.43
tblVehicleEF	LDT1	3.2600e-003	3.0890e-003
tblVehicleEF	LDT1	7.9900e-004	6.4800e-004
tblVehicleEF	LDT1	0.19	0.85
tblVehicleEF	LDT1	0.36	0.26
tblVehicleEF	LDT1	0.13	0.60
tblVehicleEF	LDT1	0.06	0.05
tblVehicleEF	LDT1	0.21	0.88
tblVehicleEF	LDT1	0.31	0.48
tblVehicleEF	LDT1	0.02	8.0650e-003
tblVehicleEF	LDT1	0.02	0.07
tblVehicleEF	LDT1	2.05	1.75
tblVehicleEF	LDT1	3.30	2.02
tblVehicleEF	LDT1	352.65	337.45
tblVehicleEF	LDT1	72.77	64.59
tblVehicleEF	LDT1	0.16	0.12
tblVehicleEF	LDT1	2.8630e-003	2.2090e-003
tblVehicleEF	LDT1	3.8930e-003	2.8520e-003
tblVehicleEF	LDT1	2.6370e-003	2.0320e-003
tblVehicleEF	LDT1	3.5800e-003	2.6220e-003
tblVehicleEF	LDT1	0.40	1.76
tblVehicleEF	LDT1	0.44	0.33

tblVehicleEF	LDT1	0.29	1.29
tblVehicleEF	LDT1	0.04	0.04
tblVehicleEF	LDT1	0.21	0.88
tblVehicleEF	LDT1	0.24	0.36
tblVehicleEF	LDT1	3.5540e-003	3.3390e-003
tblVehicleEF	LDT1	7.8600e-004	6.3900e-004
tblVehicleEF	LDT1	0.40	1.76
tblVehicleEF	LDT1	0.44	0.33
tblVehicleEF	LDT1	0.29	1.29
tblVehicleEF	LDT1	0.06	0.05
tblVehicleEF	LDT1	0.21	0.88
tblVehicleEF	LDT1	0.26	0.40
tblVehicleEF	LDT1	0.01	6.9430e-003
tblVehicleEF	LDT1	0.02	0.08
tblVehicleEF	LDT1	1.62	1.38
tblVehicleEF	LDT1	3.95	2.40
tblVehicleEF	LDT1	316.91	306.14
tblVehicleEF	LDT1	72.77	65.42
tblVehicleEF	LDT1	0.17	0.12
tblVehicleEF	LDT1	2.8630e-003	2.2090e-003
tblVehicleEF	LDT1	3.8930e-003	2.8520e-003
tblVehicleEF	LDT1	2.6370e-003	2.0320e-003
tblVehicleEF	LDT1	3.5800e-003	2.6220e-003
tblVehicleEF	LDT1	0.20	0.89
tblVehicleEF	LDT1	0.41	0.30
tblVehicleEF	LDT1	0.12	0.55
tblVehicleEF	LDT1	0.04	0.03

tblVehicleEF	LDT1	0.25	1.03
tblVehicleEF	LDT1	0.28	0.43
tblVehicleEF	LDT1	3.1900e-003	3.0290e-003
tblVehicleEF	LDT1	7.9800e-004	6.4700e-004
tblVehicleEF	LDT1	0.20	0.89
tblVehicleEF	LDT1	0.41	0.30
tblVehicleEF	LDT1	0.12	0.55
tblVehicleEF	LDT1	0.05	0.04
tblVehicleEF	LDT1	0.25	1.03
tblVehicleEF	LDT1	0.31	0.47
tblVehicleEF	LDT2	6.9330e-003	4.3120e-003
tblVehicleEF	LDT2	9.2890e-003	0.07
tblVehicleEF	LDT2	0.85	0.98
tblVehicleEF	LDT2	1.85	2.78
tblVehicleEF	LDT2	363.70	334.03
tblVehicleEF	LDT2	81.97	70.30
tblVehicleEF	LDT2	0.10	0.09
tblVehicleEF	LDT2	1.7370e-003	1.5300e-003
tblVehicleEF	LDT2	2.4180e-003	1.9480e-003
tblVehicleEF	LDT2	1.5980e-003	1.4080e-003
tblVehicleEF	LDT2	2.2230e-003	1.7910e-003
tblVehicleEF	LDT2	0.07	0.46
tblVehicleEF	LDT2	0.13	0.15
tblVehicleEF	LDT2	0.06	0.38
tblVehicleEF	LDT2	0.02	0.02
tblVehicleEF	LDT2	0.07	0.48
tblVehicleEF	LDT2	0.13	0.35

tblVehicleEF	LDT2	3.6440e-003	3.3050e-003
tblVehicleEF	LDT2	8.5100e-004	6.9600e-004
tblVehicleEF	LDT2	0.07	0.46
tblVehicleEF	LDT2	0.13	0.15
tblVehicleEF	LDT2	0.06	0.38
tblVehicleEF	LDT2	0.03	0.03
tblVehicleEF	LDT2	0.07	0.48
tblVehicleEF	LDT2	0.14	0.38
tblVehicleEF	LDT2	7.8730e-003	4.9250e-003
tblVehicleEF	LDT2	7.7350e-003	0.06
tblVehicleEF	LDT2	1.04	1.19
tblVehicleEF	LDT2	1.53	2.30
tblVehicleEF	LDT2	397.09	358.66
tblVehicleEF	LDT2	81.97	69.35
tblVehicleEF	LDT2	0.09	0.08
tblVehicleEF	LDT2	1.7370e-003	1.5300e-003
tblVehicleEF	LDT2	2.4180e-003	1.9480e-003
tblVehicleEF	LDT2	1.5980e-003	1.4080e-003
tblVehicleEF	LDT2	2.2230e-003	1.7910e-003
tblVehicleEF	LDT2	0.14	0.95
tblVehicleEF	LDT2	0.16	0.18
tblVehicleEF	LDT2	0.12	0.80
tblVehicleEF	LDT2	0.02	0.02
tblVehicleEF	LDT2	0.07	0.48
tblVehicleEF	LDT2	0.10	0.29
tblVehicleEF	LDT2	3.9810e-003	3.5480e-003
tblVehicleEF	LDT2	8.4600e-004	6.8600e-004

tblVehicleEF	LDT2	0.14	0.95
tblVehicleEF	LDT2	0.16	0.18
tblVehicleEF	LDT2	0.12	0.80
tblVehicleEF	LDT2	0.03	0.03
tblVehicleEF	LDT2	0.07	0.48
tblVehicleEF	LDT2	0.11	0.32
tblVehicleEF	LDT2	6.7430e-003	4.2090e-003
tblVehicleEF	LDT2	9.2200e-003	0.07
tblVehicleEF	LDT2	0.81	0.92
tblVehicleEF	LDT2	1.82	2.74
tblVehicleEF	LDT2	355.82	328.19
tblVehicleEF	LDT2	81.97	70.22
tblVehicleEF	LDT2	0.09	0.09
tblVehicleEF	LDT2	1.7370e-003	1.5300e-003
tblVehicleEF	LDT2	2.4180e-003	1.9480e-003
tblVehicleEF	LDT2	1.5980e-003	1.4080e-003
tblVehicleEF	LDT2	2.2230e-003	1.7910e-003
tblVehicleEF	LDT2	0.07	0.46
tblVehicleEF	LDT2	0.15	0.16
tblVehicleEF	LDT2	0.05	0.35
tblVehicleEF	LDT2	0.02	0.02
tblVehicleEF	LDT2	0.08	0.56
tblVehicleEF	LDT2	0.12	0.35
tblVehicleEF	LDT2	3.5650e-003	3.2470e-003
tblVehicleEF	LDT2	8.5100e-004	6.9500e-004
tblVehicleEF	LDT2	0.07	0.46
tblVehicleEF	LDT2	0.15	0.16

tblVehicleEF	LDT2	0.05	0.35
tblVehicleEF	LDT2	0.02	0.03
tblVehicleEF	LDT2	0.08	0.56
tblVehicleEF	LDT2	0.14	0.38
tblVehicleEF	LHD1	5.4860e-003	0.07
tblVehicleEF	LHD1	0.01	6.5090e-003
tblVehicleEF	LHD1	0.02	0.02
tblVehicleEF	LHD1	0.15	2.39
tblVehicleEF	LHD1	1.16	0.88
tblVehicleEF	LHD1	2.77	1.03
tblVehicleEF	LHD1	9.23	128.99
tblVehicleEF	LHD1	614.92	648.62
tblVehicleEF	LHD1	30.92	10.79
tblVehicleEF	LHD1	0.09	1.09
tblVehicleEF	LHD1	2.26	1.54
tblVehicleEF	LHD1	9.6600e-004	0.01
tblVehicleEF	LHD1	0.01	9.9680e-003
tblVehicleEF	LHD1	0.02	0.01
tblVehicleEF	LHD1	1.0070e-003	2.6300e-004
tblVehicleEF	LHD1	9.2400e-004	0.01
tblVehicleEF	LHD1	2.5280e-003	2.4920e-003
tblVehicleEF	LHD1	0.01	0.01
tblVehicleEF	LHD1	9.2600e-004	2.4200e-004
tblVehicleEF	LHD1	3.7970e-003	0.04
tblVehicleEF	LHD1	0.11	0.09
tblVehicleEF	LHD1	0.02	0.29
tblVehicleEF	LHD1	1.8480e-003	0.02

tblVehicleEF	LHD1	0.09	0.07
tblVehicleEF	LHD1	0.35	0.60
tblVehicleEF	LHD1	0.29	0.08
tblVehicleEF	LHD1	9.2000e-005	1.2480e-003
tblVehicleEF	LHD1	6.0360e-003	6.3130e-003
tblVehicleEF	LHD1	3.6200e-004	1.0700e-004
tblVehicleEF	LHD1	3.7970e-003	0.04
tblVehicleEF	LHD1	0.11	0.09
tblVehicleEF	LHD1	0.02	0.40
tblVehicleEF	LHD1	1.8480e-003	0.02
tblVehicleEF	LHD1	0.11	0.08
tblVehicleEF	LHD1	0.35	0.60
tblVehicleEF	LHD1	0.31	0.09
tblVehicleEF	LHD1	5.4860e-003	0.07
tblVehicleEF	LHD1	0.01	6.6670e-003
tblVehicleEF	LHD1	0.02	0.02
tblVehicleEF	LHD1	0.15	2.39
tblVehicleEF	LHD1	1.18	0.90
tblVehicleEF	LHD1	2.58	0.97
tblVehicleEF	LHD1	9.23	128.99
tblVehicleEF	LHD1	614.92	648.66
tblVehicleEF	LHD1	30.92	10.67
tblVehicleEF	LHD1	0.09	1.09
tblVehicleEF	LHD1	2.12	1.44
tblVehicleEF	LHD1	9.6600e-004	0.01
tblVehicleEF	LHD1	0.01	9.9680e-003
tblVehicleEF	LHD1	0.02	0.01

tblVehicleEF	LHD1	1.0070e-003	2.6300e-004
tblVehicleEF	LHD1	9.2400e-004	0.01
tblVehicleEF	LHD1	2.5280e-003	2.4920e-003
tblVehicleEF	LHD1	0.01	0.01
tblVehicleEF	LHD1	9.2600e-004	2.4200e-004
tblVehicleEF	LHD1	7.5090e-003	0.09
tblVehicleEF	LHD1	0.13	0.11
tblVehicleEF	LHD1	0.02	0.29
tblVehicleEF	LHD1	4.2150e-003	0.05
tblVehicleEF	LHD1	0.09	0.07
tblVehicleEF	LHD1	0.35	0.60
tblVehicleEF	LHD1	0.27	0.08
tblVehicleEF	LHD1	9.2000e-005	1.2480e-003
tblVehicleEF	LHD1	6.0370e-003	6.3140e-003
tblVehicleEF	LHD1	3.5800e-004	1.0600e-004
tblVehicleEF	LHD1	7.5090e-003	0.09
tblVehicleEF	LHD1	0.13	0.11
tblVehicleEF	LHD1	0.02	0.40
tblVehicleEF	LHD1	4.2150e-003	0.05
tblVehicleEF	LHD1	0.11	0.09
tblVehicleEF	LHD1	0.35	0.60
tblVehicleEF	LHD1	0.30	0.08
tblVehicleEF	LHD1	5.4860e-003	0.07
tblVehicleEF	LHD1	0.01	6.5250e-003
tblVehicleEF	LHD1	0.02	0.02
tblVehicleEF	LHD1	0.15	2.39
tblVehicleEF	LHD1	1.16	0.89

tblVehicleEF	LHD1	2.72	1.02
tblVehicleEF	LHD1	9.23	128.99
tblVehicleEF	LHD1	614.92	648.63
tblVehicleEF	LHD1	30.92	10.76
tblVehicleEF	LHD1	0.09	1.09
tblVehicleEF	LHD1	2.22	1.51
tblVehicleEF	LHD1	9.6600e-004	0.01
tblVehicleEF	LHD1	0.01	9.9680e-003
tblVehicleEF	LHD1	0.02	0.01
tblVehicleEF	LHD1	1.0070e-003	2.6300e-004
tblVehicleEF	LHD1	9.2400e-004	0.01
tblVehicleEF	LHD1	2.5280e-003	2.4920e-003
tblVehicleEF	LHD1	0.01	0.01
tblVehicleEF	LHD1	9.2600e-004	2.4200e-004
tblVehicleEF	LHD1	4.1760e-003	0.05
tblVehicleEF	LHD1	0.13	0.10
tblVehicleEF	LHD1	0.02	0.29
tblVehicleEF	LHD1	1.8200e-003	0.02
tblVehicleEF	LHD1	0.09	0.07
tblVehicleEF	LHD1	0.38	0.64
tblVehicleEF	LHD1	0.28	0.08
tblVehicleEF	LHD1	9.2000e-005	1.2480e-003
tblVehicleEF	LHD1	6.0360e-003	6.3130e-003
tblVehicleEF	LHD1	3.6100e-004	1.0600e-004
tblVehicleEF	LHD1	4.1760e-003	0.05
tblVehicleEF	LHD1	0.13	0.10
tblVehicleEF	LHD1	0.02	0.40

tblVehicleEF	LHD1	1.8200e-003	0.02
tblVehicleEF	LHD1	0.11	0.08
tblVehicleEF	LHD1	0.38	0.64
tblVehicleEF	LHD1	0.31	0.09
tblVehicleEF	LHD2	3.8190e-003	0.04
tblVehicleEF	LHD2	5.2410e-003	4.1580e-003
tblVehicleEF	LHD2	9.1660e-003	9.5080e-003
tblVehicleEF	LHD2	0.12	1.83
tblVehicleEF	LHD2	0.55	0.56
tblVehicleEF	LHD2	1.29	0.61
tblVehicleEF	LHD2	14.32	193.92
tblVehicleEF	LHD2	614.63	648.96
tblVehicleEF	LHD2	24.89	7.78
tblVehicleEF	LHD2	0.12	1.53
tblVehicleEF	LHD2	1.69	1.65
tblVehicleEF	LHD2	1.3030e-003	0.02
tblVehicleEF	LHD2	0.01	0.01
tblVehicleEF	LHD2	0.01	0.01
tblVehicleEF	LHD2	4.2500e-004	1.2600e-004
tblVehicleEF	LHD2	1.2470e-003	0.02
tblVehicleEF	LHD2	2.6810e-003	2.6930e-003
tblVehicleEF	LHD2	0.01	0.01
tblVehicleEF	LHD2	3.9100e-004	1.1600e-004
tblVehicleEF	LHD2	1.4000e-003	0.02
tblVehicleEF	LHD2	0.04	0.05
tblVehicleEF	LHD2	0.01	0.22
tblVehicleEF	LHD2	7.3800e-004	0.01

tblVehicleEF	LHD2	0.06	0.06
tblVehicleEF	LHD2	0.10	0.29
tblVehicleEF	LHD2	0.12	0.05
tblVehicleEF	LHD2	1.4000e-004	1.8530e-003
tblVehicleEF	LHD2	5.9810e-003	6.2610e-003
tblVehicleEF	LHD2	2.7300e-004	7.7000e-005
tblVehicleEF	LHD2	1.4000e-003	0.02
tblVehicleEF	LHD2	0.04	0.05
tblVehicleEF	LHD2	0.02	0.30
tblVehicleEF	LHD2	7.3800e-004	0.01
tblVehicleEF	LHD2	0.07	0.07
tblVehicleEF	LHD2	0.10	0.29
tblVehicleEF	LHD2	0.14	0.05
tblVehicleEF	LHD2	3.8190e-003	0.04
tblVehicleEF	LHD2	5.3190e-003	4.2030e-003
tblVehicleEF	LHD2	8.7380e-003	9.0810e-003
tblVehicleEF	LHD2	0.12	1.83
tblVehicleEF	LHD2	0.56	0.56
tblVehicleEF	LHD2	1.21	0.57
tblVehicleEF	LHD2	14.32	193.92
tblVehicleEF	LHD2	614.63	648.97
tblVehicleEF	LHD2	24.89	7.71
tblVehicleEF	LHD2	0.12	1.53
tblVehicleEF	LHD2	1.59	1.55
tblVehicleEF	LHD2	1.3030e-003	0.02
tblVehicleEF	LHD2	0.01	0.01
tblVehicleEF	LHD2	0.01	0.01

tblVehicleEF	LHD2	4.2500e-004	1.2600e-004
tblVehicleEF	LHD2	1.2470e-003	0.02
tblVehicleEF	LHD2	2.6810e-003	2.6930e-003
tblVehicleEF	LHD2	0.01	0.01
tblVehicleEF	LHD2	3.9100e-004	1.1600e-004
tblVehicleEF	LHD2	2.7070e-003	0.04
tblVehicleEF	LHD2	0.05	0.06
tblVehicleEF	LHD2	0.01	0.22
tblVehicleEF	LHD2	1.6130e-003	0.02
tblVehicleEF	LHD2	0.06	0.06
tblVehicleEF	LHD2	0.10	0.29
tblVehicleEF	LHD2	0.12	0.04
tblVehicleEF	LHD2	1.4000e-004	1.8530e-003
tblVehicleEF	LHD2	5.9810e-003	6.2610e-003
tblVehicleEF	LHD2	2.7100e-004	7.6000e-005
tblVehicleEF	LHD2	2.7070e-003	0.04
tblVehicleEF	LHD2	0.05	0.06
tblVehicleEF	LHD2	0.02	0.30
tblVehicleEF	LHD2	1.6130e-003	0.02
tblVehicleEF	LHD2	0.07	0.07
tblVehicleEF	LHD2	0.10	0.29
tblVehicleEF	LHD2	0.13	0.05
tblVehicleEF	LHD2	3.8190e-003	0.04
tblVehicleEF	LHD2	5.2490e-003	4.1630e-003
tblVehicleEF	LHD2	9.0820e-003	9.4270e-003
tblVehicleEF	LHD2	0.12	1.83
tblVehicleEF	LHD2	0.55	0.56

tblVehicleEF	LHD2	1.27	0.60
tblVehicleEF	LHD2	14.32	193.92
tblVehicleEF	LHD2	614.63	648.96
tblVehicleEF	LHD2	24.89	7.77
tblVehicleEF	LHD2	0.12	1.53
tblVehicleEF	LHD2	1.67	1.62
tblVehicleEF	LHD2	1.3030e-003	0.02
tblVehicleEF	LHD2	0.01	0.01
tblVehicleEF	LHD2	0.01	0.01
tblVehicleEF	LHD2	4.2500e-004	1.2600e-004
tblVehicleEF	LHD2	1.2470e-003	0.02
tblVehicleEF	LHD2	2.6810e-003	2.6930e-003
tblVehicleEF	LHD2	0.01	0.01
tblVehicleEF	LHD2	3.9100e-004	1.1600e-004
tblVehicleEF	LHD2	1.4600e-003	0.02
tblVehicleEF	LHD2	0.05	0.05
tblVehicleEF	LHD2	0.01	0.22
tblVehicleEF	LHD2	7.2300e-004	0.01
tblVehicleEF	LHD2	0.06	0.06
tblVehicleEF	LHD2	0.10	0.31
tblVehicleEF	LHD2	0.12	0.05
tblVehicleEF	LHD2	1.4000e-004	1.8530e-003
tblVehicleEF	LHD2	5.9810e-003	6.2610e-003
tblVehicleEF	LHD2	2.7200e-004	7.7000e-005
tblVehicleEF	LHD2	1.4600e-003	0.02
tblVehicleEF	LHD2	0.05	0.05
tblVehicleEF	LHD2	0.02	0.30

tblVehicleEF	LHD2	7.2300e-004	0.01
tblVehicleEF	LHD2	0.07	0.07
tblVehicleEF	LHD2	0.10	0.31
tblVehicleEF	LHD2	0.13	0.05
tblVehicleEF	MCY	0.42	0.33
tblVehicleEF	MCY	0.16	0.25
tblVehicleEF	MCY	21.02	20.74
tblVehicleEF	MCY	9.91	8.78
tblVehicleEF	MCY	167.12	210.98
tblVehicleEF	MCY	46.87	61.55
tblVehicleEF	MCY	1.17	1.17
tblVehicleEF	MCY	1.8190e-003	1.8280e-003
tblVehicleEF	MCY	3.7460e-003	3.0520e-003
tblVehicleEF	MCY	1.7050e-003	1.7110e-003
tblVehicleEF	MCY	3.5370e-003	2.8770e-003
tblVehicleEF	MCY	1.45	2.89
tblVehicleEF	MCY	0.85	0.84
tblVehicleEF	MCY	0.80	1.59
tblVehicleEF	MCY	2.26	2.23
tblVehicleEF	MCY	0.50	2.04
tblVehicleEF	MCY	2.17	1.90
tblVehicleEF	MCY	2.0790e-003	2.0880e-003
tblVehicleEF	MCY	6.9500e-004	6.0900e-004
tblVehicleEF	MCY	1.45	2.89
tblVehicleEF	MCY	0.85	0.84
tblVehicleEF	MCY	0.80	1.59
tblVehicleEF	MCY	2.76	2.74

tblVehicleEF	MCY	0.50	2.04
tblVehicleEF	MCY	2.37	2.07
tblVehicleEF	MCY	0.41	0.32
tblVehicleEF	MCY	0.14	0.22
tblVehicleEF	MCY	21.14	20.87
tblVehicleEF	MCY	9.06	7.97
tblVehicleEF	MCY	167.12	210.98
tblVehicleEF	MCY	46.87	59.35
tblVehicleEF	MCY	0.99	0.99
tblVehicleEF	MCY	1.8190e-003	1.8280e-003
tblVehicleEF	MCY	3.7460e-003	3.0520e-003
tblVehicleEF	MCY	1.7050e-003	1.7110e-003
tblVehicleEF	MCY	3.5370e-003	2.8770e-003
tblVehicleEF	MCY	3.14	6.27
tblVehicleEF	MCY	1.28	1.28
tblVehicleEF	MCY	2.14	4.24
tblVehicleEF	MCY	2.19	2.17
tblVehicleEF	MCY	0.50	2.03
tblVehicleEF	MCY	1.87	1.63
tblVehicleEF	MCY	2.0790e-003	2.0880e-003
tblVehicleEF	MCY	6.7100e-004	5.8700e-004
tblVehicleEF	MCY	3.14	6.27
tblVehicleEF	MCY	1.28	1.28
tblVehicleEF	MCY	2.14	4.24
tblVehicleEF	MCY	2.69	2.67
tblVehicleEF	MCY	0.50	2.03
tblVehicleEF	MCY	2.03	1.77

tblVehicleEF	MCY	0.42	0.32
tblVehicleEF	MCY	0.15	0.24
tblVehicleEF	MCY	20.06	19.79
tblVehicleEF	MCY	9.53	8.43
tblVehicleEF	MCY	167.12	209.35
tblVehicleEF	MCY	46.87	60.75
tblVehicleEF	MCY	1.13	1.12
tblVehicleEF	MCY	1.8190e-003	1.8280e-003
tblVehicleEF	MCY	3.7460e-003	3.0520e-003
tblVehicleEF	MCY	1.7050e-003	1.7110e-003
tblVehicleEF	MCY	3.5370e-003	2.8770e-003
tblVehicleEF	MCY	1.71	3.40
tblVehicleEF	MCY	1.14	1.12
tblVehicleEF	MCY	0.72	1.42
tblVehicleEF	MCY	2.22	2.20
tblVehicleEF	MCY	0.57	2.32
tblVehicleEF	MCY	2.10	1.83
tblVehicleEF	MCY	2.0630e-003	2.0720e-003
tblVehicleEF	MCY	6.8600e-004	6.0100e-004
tblVehicleEF	MCY	1.71	3.40
tblVehicleEF	MCY	1.14	1.12
tblVehicleEF	MCY	0.72	1.42
tblVehicleEF	MCY	2.71	2.69
tblVehicleEF	MCY	0.57	2.32
tblVehicleEF	MCY	2.28	1.99
tblVehicleEF	MDV	0.01	5.5850e-003
tblVehicleEF	MDV	0.02	0.09

tblVehicleEF	MDV	1.55	1.14
tblVehicleEF	MDV	3.59	3.33
tblVehicleEF	MDV	498.66	414.18
tblVehicleEF	MDV	110.76	87.05
tblVehicleEF	MDV	0.20	0.12
tblVehicleEF	MDV	1.8680e-003	1.6380e-003
tblVehicleEF	MDV	2.5890e-003	2.0560e-003
tblVehicleEF	MDV	1.7240e-003	1.5110e-003
tblVehicleEF	MDV	2.3820e-003	1.8910e-003
tblVehicleEF	MDV	0.10	0.53
tblVehicleEF	MDV	0.21	0.17
tblVehicleEF	MDV	0.09	0.46
tblVehicleEF	MDV	0.04	0.02
tblVehicleEF	MDV	0.11	0.52
tblVehicleEF	MDV	0.28	0.45
tblVehicleEF	MDV	5.0000e-003	4.0950e-003
tblVehicleEF	MDV	1.1710e-003	8.6100e-004
tblVehicleEF	MDV	0.10	0.53
tblVehicleEF	MDV	0.21	0.17
tblVehicleEF	MDV	0.09	0.46
tblVehicleEF	MDV	0.05	0.03
tblVehicleEF	MDV	0.11	0.52
tblVehicleEF	MDV	0.31	0.50
tblVehicleEF	MDV	0.02	6.3910e-003
tblVehicleEF	MDV	0.02	0.08
tblVehicleEF	MDV	1.87	1.39
tblVehicleEF	MDV	2.99	2.75

tblVehicleEF	MDV	542.90	440.29
tblVehicleEF	MDV	110.76	85.88
tblVehicleEF	MDV	0.18	0.11
tblVehicleEF	MDV	1.8680e-003	1.6380e-003
tblVehicleEF	MDV	2.5890e-003	2.0560e-003
tblVehicleEF	MDV	1.7240e-003	1.5110e-003
tblVehicleEF	MDV	2.3820e-003	1.8910e-003
tblVehicleEF	MDV	0.21	1.07
tblVehicleEF	MDV	0.24	0.20
tblVehicleEF	MDV	0.18	0.95
tblVehicleEF	MDV	0.04	0.03
tblVehicleEF	MDV	0.11	0.52
tblVehicleEF	MDV	0.24	0.38
tblVehicleEF	MDV	5.4470e-003	4.3530e-003
tblVehicleEF	MDV	1.1600e-003	8.5000e-004
tblVehicleEF	MDV	0.21	1.07
tblVehicleEF	MDV	0.24	0.20
tblVehicleEF	MDV	0.18	0.95
tblVehicleEF	MDV	0.06	0.04
tblVehicleEF	MDV	0.11	0.52
tblVehicleEF	MDV	0.26	0.42
tblVehicleEF	MDV	0.01	5.4380e-003
tblVehicleEF	MDV	0.02	0.09
tblVehicleEF	MDV	1.47	1.08
tblVehicleEF	MDV	3.53	3.28
tblVehicleEF	MDV	488.33	407.99
tblVehicleEF	MDV	110.76	86.95

tblVehicleEF	MDV	0.19	0.11
tblVehicleEF	MDV	1.8680e-003	1.6380e-003
tblVehicleEF	MDV	2.5890e-003	2.0560e-003
tblVehicleEF	MDV	1.7240e-003	1.5110e-003
tblVehicleEF	MDV	2.3820e-003	1.8910e-003
tblVehicleEF	MDV	0.10	0.51
tblVehicleEF	MDV	0.23	0.19
tblVehicleEF	MDV	0.08	0.43
tblVehicleEF	MDV	0.04	0.02
tblVehicleEF	MDV	0.13	0.60
tblVehicleEF	MDV	0.28	0.45
tblVehicleEF	MDV	4.8960e-003	4.0340e-003
tblVehicleEF	MDV	1.1700e-003	8.6000e-004
tblVehicleEF	MDV	0.10	0.51
tblVehicleEF	MDV	0.23	0.19
tblVehicleEF	MDV	0.08	0.43
tblVehicleEF	MDV	0.05	0.03
tblVehicleEF	MDV	0.13	0.60
tblVehicleEF	MDV	0.31	0.49
tblVehicleEF	MH	0.04	3.7970e-003
tblVehicleEF	MH	0.03	0.00
tblVehicleEF	MH	3.60	0.36
tblVehicleEF	MH	6.96	0.00
tblVehicleEF	MH	1,048.28	951.23
tblVehicleEF	MH	59.91	0.00
tblVehicleEF	MH	1.64	4.54
tblVehicleEF	MH	0.01	0.02

tblVehicleEF	MH	0.04	0.14
tblVehicleEF	MH	1.2510e-003	0.00
tblVehicleEF	MH	3.2210e-003	4.0000e-003
tblVehicleEF	MH	0.04	0.14
tblVehicleEF	MH	1.1500e-003	0.00
tblVehicleEF	MH	1.56	0.00
tblVehicleEF	MH	0.09	0.00
tblVehicleEF	MH	0.54	0.00
tblVehicleEF	MH	0.12	0.08
tblVehicleEF	MH	0.03	0.00
tblVehicleEF	MH	0.40	0.00
tblVehicleEF	MH	0.01	8.9930e-003
tblVehicleEF	MH	7.2000e-004	0.00
tblVehicleEF	MH	1.56	0.00
tblVehicleEF	MH	0.09	0.00
tblVehicleEF	MH	0.54	0.00
tblVehicleEF	MH	0.17	0.09
tblVehicleEF	MH	0.03	0.00
tblVehicleEF	MH	0.44	0.00
tblVehicleEF	MH	0.04	3.7970e-003
tblVehicleEF	MH	0.03	0.00
tblVehicleEF	MH	3.74	0.36
tblVehicleEF	MH	6.31	0.00
tblVehicleEF	MH	1,048.28	951.23
tblVehicleEF	MH	59.91	0.00
tblVehicleEF	MH	1.50	4.26
tblVehicleEF	MH	0.01	0.02

tblVehicleEF	MH	0.04	0.14
tblVehicleEF	MH	1.2510e-003	0.00
tblVehicleEF	MH	3.2210e-003	4.0000e-003
tblVehicleEF	MH	0.04	0.14
tblVehicleEF	MH	1.1500e-003	0.00
tblVehicleEF	MH	3.12	0.00
tblVehicleEF	MH	0.11	0.00
tblVehicleEF	MH	1.30	0.00
tblVehicleEF	MH	0.12	0.08
tblVehicleEF	MH	0.03	0.00
tblVehicleEF	MH	0.37	0.00
tblVehicleEF	MH	0.01	8.9930e-003
tblVehicleEF	MH	7.0900e-004	0.00
tblVehicleEF	MH	3.12	0.00
tblVehicleEF	MH	0.11	0.00
tblVehicleEF	MH	1.30	0.00
tblVehicleEF	MH	0.17	0.09
tblVehicleEF	MH	0.03	0.00
tblVehicleEF	MH	0.41	0.00
tblVehicleEF	MH	0.04	3.7970e-003
tblVehicleEF	MH	0.03	0.00
tblVehicleEF	MH	3.61	0.36
tblVehicleEF	MH	6.87	0.00
tblVehicleEF	MH	1,048.28	951.23
tblVehicleEF	MH	59.91	0.00
tblVehicleEF	MH	1.61	4.46
tblVehicleEF	MH	0.01	0.02

tblVehicleEF	MH	0.04	0.14
tblVehicleEF	MH	1.2510e-003	0.00
tblVehicleEF	MH	3.2210e-003	4.0000e-003
tblVehicleEF	MH	0.04	0.14
tblVehicleEF	MH	1.1500e-003	0.00
tblVehicleEF	MH	1.88	0.00
tblVehicleEF	MH	0.12	0.00
tblVehicleEF	MH	0.56	0.00
tblVehicleEF	MH	0.12	0.08
tblVehicleEF	MH	0.03	0.00
tblVehicleEF	MH	0.40	0.00
tblVehicleEF	MH	0.01	8.9930e-003
tblVehicleEF	MH	7.1900e-004	0.00
tblVehicleEF	MH	1.88	0.00
tblVehicleEF	MH	0.12	0.00
tblVehicleEF	MH	0.56	0.00
tblVehicleEF	MH	0.17	0.09
tblVehicleEF	MH	0.03	0.00
tblVehicleEF	MH	0.43	0.00
tblVehicleEF	MHD	0.02	0.04
tblVehicleEF	MHD	4.1450e-003	3.4880e-003
tblVehicleEF	MHD	0.06	8.5120e-003
tblVehicleEF	MHD	0.33	3.72
tblVehicleEF	MHD	0.31	0.35
tblVehicleEF	MHD	6.00	0.97
tblVehicleEF	MHD	155.10	763.26
tblVehicleEF	MHD	1,105.72	999.60

tblVehicleEF	MHD	53.92	8.24
tblVehicleEF	MHD	0.63	5.60
tblVehicleEF	MHD	1.08	1.54
tblVehicleEF	MHD	4.3700e-004	0.01
tblVehicleEF	MHD	5.5780e-003	0.03
tblVehicleEF	MHD	8.2200e-004	1.0000e-004
tblVehicleEF	MHD	4.1800e-004	0.01
tblVehicleEF	MHD	5.3330e-003	0.03
tblVehicleEF	MHD	7.5600e-004	9.2000e-005
tblVehicleEF	MHD	1.4330e-003	6.5510e-003
tblVehicleEF	MHD	0.05	0.02
tblVehicleEF	MHD	0.02	0.20
tblVehicleEF	MHD	7.1400e-004	3.3140e-003
tblVehicleEF	MHD	0.04	0.05
tblVehicleEF	MHD	0.02	0.11
tblVehicleEF	MHD	0.36	0.04
tblVehicleEF	MHD	1.4910e-003	7.2390e-003
tblVehicleEF	MHD	0.01	9.5250e-003
tblVehicleEF	MHD	6.4400e-004	8.2000e-005
tblVehicleEF	MHD	1.4330e-003	6.5510e-003
tblVehicleEF	MHD	0.05	0.02
tblVehicleEF	MHD	0.03	0.26
tblVehicleEF	MHD	7.1400e-004	3.3140e-003
tblVehicleEF	MHD	0.05	0.06
tblVehicleEF	MHD	0.02	0.11
tblVehicleEF	MHD	0.40	0.05
tblVehicleEF	MHD	0.02	0.03

tblVehicleEF	MHD	4.2290e-003	3.5290e-003
tblVehicleEF	MHD	0.05	8.1180e-003
tblVehicleEF	MHD	0.24	3.14
tblVehicleEF	MHD	0.32	0.36
tblVehicleEF	MHD	5.61	0.91
tblVehicleEF	MHD	164.29	771.16
tblVehicleEF	MHD	1,105.72	999.60
tblVehicleEF	MHD	53.92	8.13
tblVehicleEF	MHD	0.65	5.60
tblVehicleEF	MHD	1.01	1.44
tblVehicleEF	MHD	3.6900e-004	0.01
tblVehicleEF	MHD	5.5780e-003	0.03
tblVehicleEF	MHD	8.2200e-004	1.0000e-004
tblVehicleEF	MHD	3.5300e-004	0.01
tblVehicleEF	MHD	5.3330e-003	0.03
tblVehicleEF	MHD	7.5600e-004	9.2000e-005
tblVehicleEF	MHD	2.8480e-003	0.01
tblVehicleEF	MHD	0.05	0.02
tblVehicleEF	MHD	0.02	0.19
tblVehicleEF	MHD	1.6690e-003	7.6700e-003
tblVehicleEF	MHD	0.04	0.05
tblVehicleEF	MHD	0.02	0.11
tblVehicleEF	MHD	0.35	0.04
tblVehicleEF	MHD	1.5770e-003	7.3150e-003
tblVehicleEF	MHD	0.01	9.5250e-003
tblVehicleEF	MHD	6.3800e-004	8.1000e-005
tblVehicleEF	MHD	2.8480e-003	0.01

tblVehicleEF	MHD	0.05	0.02
tblVehicleEF	MHD	0.03	0.25
tblVehicleEF	MHD	1.6690e-003	7.6700e-003
tblVehicleEF	MHD	0.05	0.06
tblVehicleEF	MHD	0.02	0.11
tblVehicleEF	MHD	0.38	0.05
tblVehicleEF	MHD	0.02	0.04
tblVehicleEF	MHD	4.1530e-003	3.4910e-003
tblVehicleEF	MHD	0.06	8.4150e-003
tblVehicleEF	MHD	0.46	4.54
tblVehicleEF	MHD	0.31	0.35
tblVehicleEF	MHD	5.90	0.96
tblVehicleEF	MHD	142.41	752.30
tblVehicleEF	MHD	1,105.72	999.60
tblVehicleEF	MHD	53.92	8.22
tblVehicleEF	MHD	0.60	5.60
tblVehicleEF	MHD	1.06	1.51
tblVehicleEF	MHD	5.3200e-004	0.02
tblVehicleEF	MHD	5.5780e-003	0.03
tblVehicleEF	MHD	8.2200e-004	1.0000e-004
tblVehicleEF	MHD	5.0900e-004	0.02
tblVehicleEF	MHD	5.3330e-003	0.03
tblVehicleEF	MHD	7.5600e-004	9.2000e-005
tblVehicleEF	MHD	1.5800e-003	7.1340e-003
tblVehicleEF	MHD	0.05	0.02
tblVehicleEF	MHD	0.03	0.21
tblVehicleEF	MHD	7.0500e-004	3.2580e-003

tblVehicleEF	MHD	0.04	0.05
tblVehicleEF	MHD	0.02	0.12
tblVehicleEF	MHD	0.36	0.04
tblVehicleEF	MHD	1.3710e-003	7.1340e-003
tblVehicleEF	MHD	0.01	9.5250e-003
tblVehicleEF	MHD	6.4300e-004	8.1000e-005
tblVehicleEF	MHD	1.5800e-003	7.1340e-003
tblVehicleEF	MHD	0.05	0.02
tblVehicleEF	MHD	0.04	0.28
tblVehicleEF	MHD	7.0500e-004	3.2580e-003
tblVehicleEF	MHD	0.05	0.06
tblVehicleEF	MHD	0.02	0.12
tblVehicleEF	MHD	0.39	0.05
tblVehicleEF	OBUS	0.01	0.15
tblVehicleEF	OBUS	0.01	8.5440e-003
tblVehicleEF	OBUS	0.03	0.03
tblVehicleEF	OBUS	0.27	8.14
tblVehicleEF	OBUS	0.73	0.98
tblVehicleEF	OBUS	6.67	2.73
tblVehicleEF	OBUS	70.21	1,123.19
tblVehicleEF	OBUS	1,126.32	1,475.42
tblVehicleEF	OBUS	71.08	21.88
tblVehicleEF	OBUS	0.32	4.83
tblVehicleEF	OBUS	1.10	1.13
tblVehicleEF	OBUS	1.1300e-004	8.4380e-003
tblVehicleEF	OBUS	5.4210e-003	0.01
tblVehicleEF	OBUS	9.1200e-004	2.3000e-004

tblVehicleEF	OBUS	1.0800e-004	8.0730e-003
tblVehicleEF	OBUS	5.1650e-003	0.01
tblVehicleEF	OBUS	8.3900e-004	2.1200e-004
tblVehicleEF	OBUS	2.2350e-003	0.05
tblVehicleEF	OBUS	0.02	0.03
tblVehicleEF	OBUS	0.04	0.82
tblVehicleEF	OBUS	9.4600e-004	0.02
tblVehicleEF	OBUS	0.05	0.06
tblVehicleEF	OBUS	0.05	0.31
tblVehicleEF	OBUS	0.41	0.13
tblVehicleEF	OBUS	6.8200e-004	0.01
tblVehicleEF	OBUS	0.01	0.01
tblVehicleEF	OBUS	8.2800e-004	2.1700e-004
tblVehicleEF	OBUS	2.2350e-003	0.05
tblVehicleEF	OBUS	0.02	0.03
tblVehicleEF	OBUS	0.05	1.10
tblVehicleEF	OBUS	9.4600e-004	0.02
tblVehicleEF	OBUS	0.06	0.07
tblVehicleEF	OBUS	0.05	0.31
tblVehicleEF	OBUS	0.45	0.14
tblVehicleEF	OBUS	0.01	0.16
tblVehicleEF	OBUS	0.01	8.7760e-003
tblVehicleEF	OBUS	0.03	0.02
tblVehicleEF	OBUS	0.26	8.00
tblVehicleEF	OBUS	0.75	1.01
tblVehicleEF	OBUS	6.11	2.51
tblVehicleEF	OBUS	73.34	1,120.89

tblVehicleEF	OBUS	1,126.32	1,475.46
tblVehicleEF	OBUS	71.08	21.50
tblVehicleEF	OBUS	0.33	4.72
tblVehicleEF	OBUS	1.02	1.04
tblVehicleEF	OBUS	9.5000e-005	7.1700e-003
tblVehicleEF	OBUS	5.4210e-003	0.01
tblVehicleEF	OBUS	9.1200e-004	2.3000e-004
tblVehicleEF	OBUS	9.1000e-005	6.8600e-003
tblVehicleEF	OBUS	5.1650e-003	0.01
tblVehicleEF	OBUS	8.3900e-004	2.1200e-004
tblVehicleEF	OBUS	4.3510e-003	0.09
tblVehicleEF	OBUS	0.02	0.03
tblVehicleEF	OBUS	0.04	0.83
tblVehicleEF	OBUS	2.1830e-003	0.04
tblVehicleEF	OBUS	0.05	0.06
tblVehicleEF	OBUS	0.05	0.31
tblVehicleEF	OBUS	0.39	0.12
tblVehicleEF	OBUS	7.1200e-004	0.01
tblVehicleEF	OBUS	0.01	0.01
tblVehicleEF	OBUS	8.1800e-004	2.1300e-004
tblVehicleEF	OBUS	4.3510e-003	0.09
tblVehicleEF	OBUS	0.02	0.03
tblVehicleEF	OBUS	0.05	1.11
tblVehicleEF	OBUS	2.1830e-003	0.04
tblVehicleEF	OBUS	0.07	0.08
tblVehicleEF	OBUS	0.05	0.31
tblVehicleEF	OBUS	0.42	0.14

tblVehicleEF	OBUS	0.01	0.15
tblVehicleEF	OBUS	0.01	8.5700e-003
tblVehicleEF	OBUS	0.03	0.03
tblVehicleEF	OBUS	0.28	8.35
tblVehicleEF	OBUS	0.73	0.99
tblVehicleEF	OBUS	6.62	2.71
tblVehicleEF	OBUS	65.88	1,126.37
tblVehicleEF	OBUS	1,126.32	1,475.42
tblVehicleEF	OBUS	71.08	21.85
tblVehicleEF	OBUS	0.31	4.99
tblVehicleEF	OBUS	1.08	1.11
tblVehicleEF	OBUS	1.3700e-004	0.01
tblVehicleEF	OBUS	5.4210e-003	0.01
tblVehicleEF	OBUS	9.1200e-004	2.3000e-004
tblVehicleEF	OBUS	1.3100e-004	9.7470e-003
tblVehicleEF	OBUS	5.1650e-003	0.01
tblVehicleEF	OBUS	8.3900e-004	2.1200e-004
tblVehicleEF	OBUS	2.3980e-003	0.05
tblVehicleEF	OBUS	0.02	0.03
tblVehicleEF	OBUS	0.04	0.81
tblVehicleEF	OBUS	9.5900e-004	0.02
tblVehicleEF	OBUS	0.05	0.06
tblVehicleEF	OBUS	0.05	0.33
tblVehicleEF	OBUS	0.41	0.13
tblVehicleEF	OBUS	6.4100e-004	0.01
tblVehicleEF	OBUS	0.01	0.01
tblVehicleEF	OBUS	8.2700e-004	2.1600e-004

tblVehicleEF	OBUS	2.3980e-003	0.05
tblVehicleEF	OBUS	0.02	0.03
tblVehicleEF	OBUS	0.05	1.09
tblVehicleEF	OBUS	9.5900e-004	0.02
tblVehicleEF	OBUS	0.06	0.08
tblVehicleEF	OBUS	0.05	0.33
tblVehicleEF	OBUS	0.45	0.14
tblVehicleEF	SBUS	0.86	0.42
tblVehicleEF	SBUS	0.01	6.8550e-003
tblVehicleEF	SBUS	0.07	4.0770e-003
tblVehicleEF	SBUS	5.64	19.45
tblVehicleEF	SBUS	0.71	0.58
tblVehicleEF	SBUS	5.49	0.55
tblVehicleEF	SBUS	1,270.71	3,450.42
tblVehicleEF	SBUS	1,144.20	1,128.72
tblVehicleEF	SBUS	36.06	3.21
tblVehicleEF	SBUS	12.46	34.41
tblVehicleEF	SBUS	5.17	5.07
tblVehicleEF	SBUS	0.01	0.04
tblVehicleEF	SBUS	0.01	0.01
tblVehicleEF	SBUS	0.03	0.03
tblVehicleEF	SBUS	5.0600e-004	3.0000e-005
tblVehicleEF	SBUS	0.01	0.04
tblVehicleEF	SBUS	2.7630e-003	2.7660e-003
tblVehicleEF	SBUS	0.03	0.03
tblVehicleEF	SBUS	4.6500e-004	2.8000e-005
tblVehicleEF	SBUS	3.0740e-003	7.5770e-003

tblVehicleEF	SBUS	0.02	5.5390e-003
tblVehicleEF	SBUS	0.68	2.03
tblVehicleEF	SBUS	1.3130e-003	3.5730e-003
tblVehicleEF	SBUS	0.12	0.10
tblVehicleEF	SBUS	0.01	0.04
tblVehicleEF	SBUS	0.28	0.02
tblVehicleEF	SBUS	0.01	0.03
tblVehicleEF	SBUS	0.01	0.01
tblVehicleEF	SBUS	4.5600e-004	3.2000e-005
tblVehicleEF	SBUS	3.0740e-003	7.5770e-003
tblVehicleEF	SBUS	0.02	5.5390e-003
tblVehicleEF	SBUS	0.97	2.89
tblVehicleEF	SBUS	1.3130e-003	3.5730e-003
tblVehicleEF	SBUS	0.14	0.11
tblVehicleEF	SBUS	0.01	0.04
tblVehicleEF	SBUS	0.31	0.03
tblVehicleEF	SBUS	0.86	0.43
tblVehicleEF	SBUS	0.01	6.9390e-003
tblVehicleEF	SBUS	0.06	3.3780e-003
tblVehicleEF	SBUS	5.48	19.07
tblVehicleEF	SBUS	0.72	0.59
tblVehicleEF	SBUS	3.76	0.39
tblVehicleEF	SBUS	1,335.64	3,531.60
tblVehicleEF	SBUS	1,144.20	1,128.74
tblVehicleEF	SBUS	36.06	2.94
tblVehicleEF	SBUS	12.86	35.11
tblVehicleEF	SBUS	4.84	4.75

tblVehicleEF	SBUS	0.01	0.03
tblVehicleEF	SBUS	0.01	0.01
tblVehicleEF	SBUS	0.03	0.03
tblVehicleEF	SBUS	5.0600e-004	3.0000e-005
tblVehicleEF	SBUS	0.01	0.03
tblVehicleEF	SBUS	2.7630e-003	2.7660e-003
tblVehicleEF	SBUS	0.03	0.03
tblVehicleEF	SBUS	4.6500e-004	2.8000e-005
tblVehicleEF	SBUS	5.9210e-003	0.01
tblVehicleEF	SBUS	0.02	5.8520e-003
tblVehicleEF	SBUS	0.67	2.03
tblVehicleEF	SBUS	2.9370e-003	6.9140e-003
tblVehicleEF	SBUS	0.12	0.10
tblVehicleEF	SBUS	9.6420e-003	0.03
tblVehicleEF	SBUS	0.23	0.02
tblVehicleEF	SBUS	0.01	0.03
tblVehicleEF	SBUS	0.01	0.01
tblVehicleEF	SBUS	4.2700e-004	2.9000e-005
tblVehicleEF	SBUS	5.9210e-003	0.01
tblVehicleEF	SBUS	0.02	5.8520e-003
tblVehicleEF	SBUS	0.96	2.89
tblVehicleEF	SBUS	2.9370e-003	6.9140e-003
tblVehicleEF	SBUS	0.14	0.12
tblVehicleEF	SBUS	9.6420e-003	0.03
tblVehicleEF	SBUS	0.25	0.02
tblVehicleEF	SBUS	0.86	0.42
tblVehicleEF	SBUS	0.01	6.8510e-003

tblVehicleEF	SBUS	0.07	4.1760e-003
tblVehicleEF	SBUS	5.85	19.98
tblVehicleEF	SBUS	0.71	0.58
tblVehicleEF	SBUS	5.54	0.57
tblVehicleEF	SBUS	1,181.05	3,338.32
tblVehicleEF	SBUS	1,144.20	1,128.72
tblVehicleEF	SBUS	36.06	3.24
tblVehicleEF	SBUS	11.91	33.44
tblVehicleEF	SBUS	5.09	4.99
tblVehicleEF	SBUS	0.02	0.05
tblVehicleEF	SBUS	0.01	0.01
tblVehicleEF	SBUS	0.03	0.03
tblVehicleEF	SBUS	5.0600e-004	3.0000e-005
tblVehicleEF	SBUS	0.02	0.05
tblVehicleEF	SBUS	2.7630e-003	2.7660e-003
tblVehicleEF	SBUS	0.03	0.03
tblVehicleEF	SBUS	4.6500e-004	2.8000e-005
tblVehicleEF	SBUS	3.2090e-003	7.4530e-003
tblVehicleEF	SBUS	0.02	5.8800e-003
tblVehicleEF	SBUS	0.68	2.04
tblVehicleEF	SBUS	1.2980e-003	3.6250e-003
tblVehicleEF	SBUS	0.12	0.10
tblVehicleEF	SBUS	0.01	0.05
tblVehicleEF	SBUS	0.29	0.02
tblVehicleEF	SBUS	0.01	0.03
tblVehicleEF	SBUS	0.01	0.01
tblVehicleEF	SBUS	4.5600e-004	3.2000e-005

tblVehicleEF	SBUS	3.2090e-003	7.4530e-003
tblVehicleEF	SBUS	0.02	5.8800e-003
tblVehicleEF	SBUS	0.97	2.89
tblVehicleEF	SBUS	1.2980e-003	3.6250e-003
tblVehicleEF	SBUS	0.14	0.11
tblVehicleEF	SBUS	0.01	0.05
tblVehicleEF	SBUS	0.32	0.03
tblVehicleEF	UBUS	1.95	1.9690e-003
tblVehicleEF	UBUS	0.09	0.02
tblVehicleEF	UBUS	9.79	0.05
tblVehicleEF	UBUS	14.93	1.43
tblVehicleEF	UBUS	1,861.83	392.71
tblVehicleEF	UBUS	135.15	16.90
tblVehicleEF	UBUS	6.43	0.05
tblVehicleEF	UBUS	0.52	0.03
tblVehicleEF	UBUS	0.01	2.9850e-003
tblVehicleEF	UBUS	0.07	4.6500e-004
tblVehicleEF	UBUS	1.3790e-003	1.8900e-004
tblVehicleEF	UBUS	0.22	0.01
tblVehicleEF	UBUS	3.0000e-003	7.4600e-004
tblVehicleEF	UBUS	0.07	4.2900e-004
tblVehicleEF	UBUS	1.2680e-003	1.7400e-004
tblVehicleEF	UBUS	8.4220e-003	1.5320e-003
tblVehicleEF	UBUS	0.12	8.4710e-003
tblVehicleEF	UBUS	4.0730e-003	2.6090e-003
tblVehicleEF	UBUS	0.66	3.0050e-003
tblVehicleEF	UBUS	0.02	0.04

tblVehicleEF	UBUS	1.19	0.06
tblVehicleEF	UBUS	0.01	3.8820e-003
tblVehicleEF	UBUS	1.6230e-003	1.6700e-004
tblVehicleEF	UBUS	8.4220e-003	1.5320e-003
tblVehicleEF	UBUS	0.12	8.4710e-003
tblVehicleEF	UBUS	4.0730e-003	2.6090e-003
tblVehicleEF	UBUS	2.68	5.3540e-003
tblVehicleEF	UBUS	0.02	3.98
tblVehicleEF	UBUS	1.30	0.07
tblVehicleEF	UBUS	1.95	2.0010e-003
tblVehicleEF	UBUS	0.08	0.01
tblVehicleEF	UBUS	9.90	0.05
tblVehicleEF	UBUS	12.23	1.17
tblVehicleEF	UBUS	1,861.83	392.72
tblVehicleEF	UBUS	135.15	16.47
tblVehicleEF	UBUS	5.98	0.05
tblVehicleEF	UBUS	0.52	0.03
tblVehicleEF	UBUS	0.01	2.9850e-003
tblVehicleEF	UBUS	0.07	4.6500e-004
tblVehicleEF	UBUS	1.3790e-003	1.8900e-004
tblVehicleEF	UBUS	0.22	0.01
tblVehicleEF	UBUS	3.0000e-003	7.4600e-004
tblVehicleEF	UBUS	0.07	4.2900e-004
tblVehicleEF	UBUS	1.2680e-003	1.7400e-004
tblVehicleEF	UBUS	0.02	2.9020e-003
tblVehicleEF	UBUS	0.15	0.01
tblVehicleEF	UBUS	9.6640e-003	5.9090e-003

tblVehicleEF	UBUS	0.67	3.0930e-003
tblVehicleEF	UBUS	0.02	0.04
tblVehicleEF	UBUS	1.06	0.06
tblVehicleEF	UBUS	0.01	3.8820e-003
tblVehicleEF	UBUS	1.5760e-003	1.6300e-004
tblVehicleEF	UBUS	0.02	2.9020e-003
tblVehicleEF	UBUS	0.15	0.01
tblVehicleEF	UBUS	9.6640e-003	5.9090e-003
tblVehicleEF	UBUS	2.69	5.4830e-003
tblVehicleEF	UBUS	0.02	3.98
tblVehicleEF	UBUS	1.16	0.06
tblVehicleEF	UBUS	1.95	1.9730e-003
tblVehicleEF	UBUS	0.09	0.02
tblVehicleEF	UBUS	9.80	0.05
tblVehicleEF	UBUS	14.43	1.39
tblVehicleEF	UBUS	1,861.83	392.71
tblVehicleEF	UBUS	135.15	16.85
tblVehicleEF	UBUS	6.31	0.05
tblVehicleEF	UBUS	0.52	0.03
tblVehicleEF	UBUS	0.01	2.9850e-003
tblVehicleEF	UBUS	0.07	4.6500e-004
tblVehicleEF	UBUS	1.3790e-003	1.8900e-004
tblVehicleEF	UBUS	0.22	0.01
tblVehicleEF	UBUS	3.0000e-003	7.4600e-004
tblVehicleEF	UBUS	0.07	4.2900e-004
tblVehicleEF	UBUS	1.2680e-003	1.7400e-004
tblVehicleEF	UBUS	9.6690e-003	1.6220e-003

tblVehicleEF	UBUS	0.15	9.7130e-003
tblVehicleEF	UBUS	4.2700e-003	2.5930e-003
tblVehicleEF	UBUS	0.66	3.0140e-003
tblVehicleEF	UBUS	0.03	0.04
tblVehicleEF	UBUS	1.17	0.06
tblVehicleEF	UBUS	0.01	3.8820e-003
tblVehicleEF	UBUS	1.6140e-003	1.6700e-004
tblVehicleEF	UBUS	9.6690e-003	1.6220e-003
tblVehicleEF	UBUS	0.15	9.7130e-003
tblVehicleEF	UBUS	4.2700e-003	2.5930e-003
tblVehicleEF	UBUS	2.68	5.3680e-003
tblVehicleEF	UBUS	0.03	3.99
tblVehicleEF	UBUS	1.28	0.07
tblVehicleTrips	CC_TL	8.40	0.00
tblVehicleTrips	CC_TL	8.40	0.00
tblVehicleTrips	CC_TL	8.40	0.00
tblVehicleTrips	CC_TL	8.40	0.00
tblVehicleTrips	CNW_TL	6.90	0.00
tblVehicleTrips	CNW_TL	6.90	0.00
tblVehicleTrips	CNW_TL	6.90	0.00
tblVehicleTrips	CNW_TL	6.90	0.00
tblVehicleTrips	CNW_TTP	41.00	0.00
tblVehicleTrips	CNW_TTP	41.00	0.00
tblVehicleTrips	CW_TL	16.60	0.00
tblVehicleTrips	CW_TL	16.60	0.00
tblVehicleTrips	CW_TL	16.60	0.00
tblVehicleTrips	CW_TL	16.60	0.00

tblVehicleTrips	CW_TTP	59.00	0.00
tblVehicleTrips	CW_TTP	59.00	0.00
tblVehicleTrips	DV_TP	5.00	0.00
tblVehicleTrips	DV_TP	5.00	0.00
tblVehicleTrips	PB_TP	3.00	0.00
tblVehicleTrips	PB_TP	3.00	0.00
tblVehicleTrips	PR_TP	92.00	0.00
tblVehicleTrips	PR_TP	92.00	0.00
tblVehicleTrips	ST_TR	1.68	0.00
tblVehicleTrips	ST_TR	1.68	0.00
tblVehicleTrips	SU_TR	1.68	0.00
tblVehicleTrips	SU_TR	1.68	0.00
tblVehicleTrips	WD_TR	1.68	0.00
tblVehicleTrips	WD_TR	1.68	0.00
tblWater	IndoorWaterUseRate	37,758,500.00	0.00
tblWater	IndoorWaterUseRate	151,034,000.00	0.00

2.0 Emissions Summary

2.1 Overall Construction (Maximum Daily Emission)

Unmitigated Construction

	ROG	NOx	CO	SO2	Fugitive PM10	Exhaust PM10	PM10 Total	Fugitive PM2.5	Exhaust PM2.5	PM2.5 Total	Bio- CO2	NBio- CO2	Total CO2	CH4	N2O	CO2e
Year	lb/day										lb/day					
2020	81.2693	73.4444	78.6384	0.2169	10.8245	2.6562	13.4807	3.7368	2.4829	6.0821	0.0000	21,750.0137	21,750.0137	2.5275	0.0000	21,813.2002
2021	80.4245	66.8561	75.1505	0.2138	10.8245	2.2503	13.0748	2.9084	2.1014	5.0098	0.0000	21,447.6154	21,447.6154	2.4773	0.0000	21,509.5463
Maximum	**81.2693**	**73.4444**	**78.6384**	**0.2169**	**10.8245**	**2.6562**	**13.4807**	**3.7368**	**2.4829**	**6.0821**	**0.0000**	**21,750.0137**	**21,750.0137**	**2.5275**	**0.0000**	**21,813.2002**

Mitigated Construction

	ROG	NOx	CO	SO2	Fugitive PM10	Exhaust PM10	PM10 Total	Fugitive PM2.5	Exhaust PM2.5	PM2.5 Total	Bio- CO2	NBio- CO2	Total CO2	CH4	N2O	CO2e
Year	lb/day										lb/day					
2020	81.2693	73.4444	78.6384	0.2169	10.8245	2.6562	13.4807	2.9084	2.4829	5.3914	0.0000	21,750.0137	21,750.0137	2.5275	0.0000	21,813.2002
2021	80.4245	66.8561	75.1505	0.2138	10.8245	2.2503	13.0748	2.9084	2.1014	5.0098	0.0000	21,447.6153	21,447.6153	2.4773	0.0000	21,509.5463
Maximum	**81.2693**	**73.4444**	**78.6384**	**0.2169**	**10.8245**	**2.6562**	**13.4807**	**2.9084**	**2.4829**	**5.3914**	**0.0000**	**21,750.0137**	**21,750.0137**	**2.5275**	**0.0000**	**21,813.2002**

	ROG	**NOx**	**CO**	**SO2**	**Fugitive PM10**	**Exhaust PM10**	**PM10 Total**	**Fugitive PM2.5**	**Exhaust PM2.5**	**PM2.5 Total**	**Bio- CO2**	**NBio-CO2**	**Total CO2**	**CH4**	**N20**	**CO2e**
Percent Reduction	**0.00**	**0.00**	**0.00**	**0.00**	**0.00**	**0.00**	**0.00**	**12.47**	**0.00**	**6.23**	**0.00**	**0.00**	**0.00**	**0.00**	**0.00**	**0.00**

2.2 Overall Operational

Unmitigated Operational

	ROG	NOx	CO	SO2	Fugitive PM10	Exhaust PM10	PM10 Total	Fugitive PM2.5	Exhaust PM2.5	PM2.5 Total	Bio- CO2	NBio- CO2	Total CO2	CH4	N2O	CO2e
Category	lb/day										lb/day					
Area	18.5825	1.4600e-003	0.1589	1.0000e-005		5.7000e-004	5.7000e-004		5.7000e-004	5.7000e-004		0.3393	0.3393	9.0000e-004		0.3618
Energy	0.0000	0.0000	0.0000	0.0000		0.0000	0.0000		0.0000	0.0000		0.0000	0.0000	0.0000	0.0000	0.0000
Mobile	0.0000	0.0000	0.0000	0.0000	0.0000	0.0000	0.0000	0.0000	0.0000	0.0000		0.0000	0.0000	0.0000		0.0000
Total	**18.5825**	**1.4600e-003**	**0.1589**	**1.0000e-005**	**0.0000**	**5.7000e-004**	**5.7000e-004**	**0.0000**	**5.7000e-004**	**5.7000e-004**		**0.3393**	**0.3393**	**9.0000e-004**	**0.0000**	**0.3618**

Mitigated Operational

	ROG	NOx	CO	SO2	Fugitive PM10	Exhaust PM10	PM10 Total	Fugitive PM2.5	Exhaust PM2.5	PM2.5 Total	Bio- CO2	NBio- CO2	Total CO2	CH4	N2O	CO2e
Category	lb/day										lb/day					
Area	18.5825	1.4600e-003	0.1589	1.0000e-005		5.7000e-004	5.7000e-004		5.7000e-004	5.7000e-004		0.3393	0.3393	9.0000e-004		0.3618
Energy	0.0000	0.0000	0.0000	0.0000		0.0000	0.0000		0.0000	0.0000		0.0000	0.0000	0.0000	0.0000	0.0000
Mobile	0.0000	0.0000	0.0000	0.0000	0.0000	0.0000	0.0000	0.0000	0.0000	0.0000		0.0000	0.0000	0.0000		0.0000
Total	**18.5825**	**1.4600e-003**	**0.1589**	**1.0000e-005**	**0.0000**	**5.7000e-004**	**5.7000e-004**	**0.0000**	**5.7000e-004**	**5.7000e-004**		**0.3393**	**0.3393**	**9.0000e-004**	**0.0000**	**0.3618**

	ROG	NOx	CO	SO2	Fugitive PM10	Exhaust PM10	PM10 Total	Fugitive PM2.5	Exhaust PM2.5	PM2.5 Total	Bio- CO2	NBio-CO2	Total CO2	CH4	N20	CO2e
Percent Reduction	**0.00**	**0.00**	**0.00**	**0.00**	**0.00**	**0.00**	**0.00**	**0.00**	**0.00**	**0.00**	**0.00**	**0.00**	**0.00**	**0.00**	**0.00**	**0.00**

3.0 Construction Detail

Construction Phase

Phase Number	Phase Name	Phase Type	Start Date	End Date	Num Days Week	Num Days	Phase Description
1	Demolition	Demolition	4/1/2020	4/28/2020	5	20	
2	Grading	Grading	5/1/2020	6/15/2020	5	32	
3	Off-Site Improvements	Trenching	5/1/2020	3/31/2021	5	239	
4	Building Construction	Building Construction	6/16/2020	2/26/2021	5	184	
5	Paving	Paving	12/12/2020	2/26/2021	5	55	
6	Architectural Coating	Architectural Coating	12/12/2020	2/26/2021	5	55	

Acres of Grading (Site Preparation Phase): 0

Acres of Grading (Grading Phase): 96

Acres of Paving: 17.57

Residential Indoor: 0; Residential Outdoor: 0; Non-Residential Indoor: 1,224,600; Non-Residential Outdoor: 408,200; Striped Parking Area: 45,934 (Architectural Coating – sqft)

OffRoad Equipment

Goodman Industrial Park - Phase 1 (Construction - Unmitigated) - San Bernardino-South Coast County, Winter

Phase Name	Offroad Equipment Type	Amount	Usage Hours	Horse Power	Load Factor
Demolition	Concrete/Industrial Saws	1	8.00	81	0.73
Demolition	Excavators	3	8.00	158	0.38
Demolition	Rubber Tired Dozers	2	8.00	247	0.40
Grading	Excavators	2	8.00	158	0.38
Grading	Graders	1	8.00	187	0.41
Grading	Rubber Tired Dozers	1	8.00	247	0.40
Grading	Scrapers	2	8.00	367	0.48
Grading	Tractors/Loaders/Backhoes	2	8.00	97	0.37
Building Construction	Cranes	1	8.00	231	0.29
Building Construction	Forklifts	3	8.00	89	0.20
Building Construction	Generator Sets	1	8.00	84	0.74
Building Construction	Tractors/Loaders/Backhoes	3	8.00	97	0.37
Building Construction	Welders	1	8.00	46	0.45
Paving	Pavers	2	8.00	130	0.42
Paving	Paving Equipment	2	8.00	132	0.36
Paving	Rollers	2	8.00	80	0.38
Architectural Coating	Air Compressors	1	8.00	78	0.48
Off-Site Improvements	Paving Equipment	1	8.00	132	0.36
Off-Site Improvements	Tractors/Loaders/Backhoes	2	8.00	97	0.37

Trips and VMT

Phase Name	Offroad Equipment Count	Worker Trip Number	Vendor Trip Number	Hauling Trip Number	Worker Trip Length	Vendor Trip Length	Hauling Trip Length	Worker Vehicle Class	Vendor Vehicle Class	Hauling Vehicle Class
Demolition	6	15.00	0.00	16.00	14.70	6.90	20.00	LD_Mix	HDT_Mix	HHDT
Grading	8	20.00	0.00	0.00	14.70	6.90	20.00	LD_Mix	HDT_Mix	HHDT
Building Construction	9	664.00	259.00	0.00	14.70	6.90	20.00	LD_Mix	HDT_Mix	HHDT
Paving	6	15.00	0.00	0.00	14.70	6.90	20.00	LD_Mix	HDT_Mix	HHDT
Architectural Coating	1	133.00	0.00	0.00	14.70	6.90	20.00	LD_Mix	HDT_Mix	HHDT
Off-Site Improvements	3	8.00	0.00	0.00	14.70	6.90	20.00	LD_Mix	HDT_Mix	HHDT

3.1 Mitigation Measures Construction

Water Exposed Area

3.2 Demolition - 2020

Unmitigated Construction On-Site

	ROG	NOx	CO	SO2	Fugitive PM10	Exhaust PM10	PM10 Total	Fugitive PM2.5	Exhaust PM2.5	PM2.5 Total	Bio- CO2	NBio- CO2	Total CO2	CH4	N2O	CO2e
Category	lb/day										lb/day					
Fugitive Dust					0.1711	0.0000	0.1711	0.0259	0.0000	0.0259			0.0000			0.0000
Off-Road	3.3121	33.2010	21.7532	0.0388		1.6587	1.6587		1.5419	1.5419		3,747.7049	3,747.7049	1.0580		3,774.1536
Total	**3.3121**	**33.2010**	**21.7532**	**0.0388**	**0.1711**	**1.6587**	**1.8298**	**0.0259**	**1.5419**	**1.5678**		**3,747.7049**	**3,747.7049**	**1.0580**		**3,774.1536**

3.2 Demolition - 2020

Unmitigated Construction Off-Site

	ROG	NOx	CO	SO2	Fugitive PM10	Exhaust PM10	PM10 Total	Fugitive PM2.5	Exhaust PM2.5	PM2.5 Total	Bio- CO2	NBio- CO2	Total CO2	CH4	N2O	CO2e
Category	lb/day										lb/day					
Hauling	5.1900e-003	0.1981	0.0333	6.1000e-004	0.0140	6.0000e-004	0.0146	3.8400e-003	5.7000e-004	4.4100e-003		64.8797	64.8797	3.9000e-003		64.9772
Vendor	0.0000	0.0000	0.0000	0.0000	0.0000	0.0000	0.0000	0.0000	0.0000	0.0000		0.0000	0.0000	0.0000		0.0000
Worker	0.0819	0.0553	0.5544	1.5300e-003	0.1677	1.1000e-003	0.1688	0.0445	1.0100e-003	0.0455		152.0625	152.0625	4.5400e-003		152.1760
Total	**0.0871**	**0.2534**	**0.5877**	**2.1400e-003**	**0.1817**	**1.7000e-003**	**0.1834**	**0.0483**	**1.5800e-003**	**0.0499**		**216.9421**	**216.9421**	**8.4400e-003**		**217.1531**

Mitigated Construction On-Site

	ROG	NOx	CO	SO2	Fugitive PM10	Exhaust PM10	PM10 Total	Fugitive PM2.5	Exhaust PM2.5	PM2.5 Total	Bio- CO2	NBio- CO2	Total CO2	CH4	N2O	CO2e
Category	lb/day										lb/day					
Fugitive Dust					0.0667	0.0000	0.0667	0.0101	0.0000	0.0101			0.0000			0.0000
Off-Road	3.3121	33.2010	21.7532	0.0388		1.6587	1.6587		1.5419	1.5419	0.0000	3,747.7049	3,747.7049	1.0580		3,774.1536
Total	**3.3121**	**33.2010**	**21.7532**	**0.0388**	**0.0667**	**1.6587**	**1.7254**	**0.0101**	**1.5419**	**1.5520**	**0.0000**	**3,747.7049**	**3,747.7049**	**1.0580**		**3,774.1536**

3.2 Demolition - 2020

Mitigated Construction Off-Site

	ROG	NOx	CO	SO2	Fugitive PM10	Exhaust PM10	PM10 Total	Fugitive PM2.5	Exhaust PM2.5	PM2.5 Total	Bio- CO2	NBio- CO2	Total CO2	CH4	N2O	CO2e
Category	lb/day										lb/day					
Hauling	5.1900e-003	0.1981	0.0333	6.1000e-004	0.0140	6.0000e-004	0.0146	3.8400e-003	5.7000e-004	4.4100e-003		64.8797	64.8797	3.9000e-003		64.9772
Vendor	0.0000	0.0000	0.0000	0.0000	0.0000	0.0000	0.0000	0.0000	0.0000	0.0000		0.0000	0.0000	0.0000		0.0000
Worker	0.0819	0.0553	0.5544	1.5300e-003	0.1677	1.1000e-003	0.1688	0.0445	1.0100e-003	0.0455		152.0625	152.0625	4.5400e-003		152.1760
Total	**0.0871**	**0.2534**	**0.5877**	**2.1400e-003**	**0.1817**	**1.7000e-003**	**0.1834**	**0.0483**	**1.5800e-003**	**0.0499**		**216.9421**	**216.9421**	**8.4400e-003**		**217.1531**

3.3 Grading - 2020

Unmitigated Construction On-Site

	ROG	NOx	CO	SO2	Fugitive PM10	Exhaust PM10	PM10 Total	Fugitive PM2.5	Exhaust PM2.5	PM2.5 Total	Bio- CO2	NBio- CO2	Total CO2	CH4	N2O	CO2e
Category	lb/day										lb/day					
Fugitive Dust					9.2036	0.0000	9.2036	3.6538	0.0000	3.6538			0.0000			0.0000
Off-Road	4.4501	50.1975	31.9583	0.0620		2.1739	2.1739		2.0000	2.0000		6,005.8653	6,005.8653	1.9424		6,054.4257
Total	**4.4501**	**50.1975**	**31.9583**	**0.0620**	**9.2036**	**2.1739**	**11.3775**	**3.6538**	**2.0000**	**5.6537**		**6,005.8653**	**6,005.8653**	**1.9424**		**6,054.4257**

3.3 Grading - 2020

Unmitigated Construction Off-Site

	ROG	NOx	CO	SO2	Fugitive PM10	Exhaust PM10	PM10 Total	Fugitive PM2.5	Exhaust PM2.5	PM2.5 Total	Bio- CO2	NBio- CO2	Total CO2	CH4	N2O	CO2e
Category	lb/day										lb/day					
Hauling	0.0000	0.0000	0.0000	0.0000	0.0000	0.0000	0.0000	0.0000	0.0000	0.0000		0.0000	0.0000	0.0000		0.0000
Vendor	0.0000	0.0000	0.0000	0.0000	0.0000	0.0000	0.0000	0.0000	0.0000	0.0000		0.0000	0.0000	0.0000		0.0000
Worker	0.1092	0.0737	0.7393	2.0400e-003	0.2236	1.4600e-003	0.2250	0.0593	1.3500e-003	0.0606		202.7500	202.7500	6.0500e-003		202.9013
Total	**0.1092**	**0.0737**	**0.7393**	**2.0400e-003**	**0.2236**	**1.4600e-003**	**0.2250**	**0.0593**	**1.3500e-003**	**0.0606**		**202.7500**	**202.7500**	**6.0500e-003**		**202.9013**

Mitigated Construction On-Site

	ROG	NOx	CO	SO2	Fugitive PM10	Exhaust PM10	PM10 Total	Fugitive PM2.5	Exhaust PM2.5	PM2.5 Total	Bio- CO2	NBio- CO2	Total CO2	CH4	N2O	CO2e
Category	lb/day										lb/day					
Fugitive Dust					3.5894	0.0000	3.5894	1.4250	0.0000	1.4250			0.0000			0.0000
Off-Road	4.4501	50.1975	31.9583	0.0620		2.1739	2.1739		2.0000	2.0000	0.0000	6,005.8653	6,005.8653	1.9424		6,054.4257
Total	**4.4501**	**50.1975**	**31.9583**	**0.0620**	**3.5894**	**2.1739**	**5.7633**	**1.4250**	**2.0000**	**3.4250**	**0.0000**	**6,005.8653**	**6,005.8653**	**1.9424**		**6,054.4257**

3.3 Grading - 2020

Mitigated Construction Off-Site

	ROG	NOx	CO	SO2	Fugitive PM10	Exhaust PM10	PM10 Total	Fugitive PM2.5	Exhaust PM2.5	PM2.5 Total	Bio- CO2	NBio- CO2	Total CO2	CH4	N2O	CO2e
Category	lb/day										lb/day					
Hauling	0.0000	0.0000	0.0000	0.0000	0.0000	0.0000	0.0000	0.0000	0.0000	0.0000		0.0000	0.0000	0.0000		0.0000
Vendor	0.0000	0.0000	0.0000	0.0000	0.0000	0.0000	0.0000	0.0000	0.0000	0.0000		0.0000	0.0000	0.0000		0.0000
Worker	0.1092	0.0737	0.7393	2.0400e-003	0.2236	1.4600e-003	0.2250	0.0593	1.3500e-003	0.0606		202.7500	202.7500	6.0500e-003		202.9013
Total	**0.1092**	**0.0737**	**0.7393**	**2.0400e-003**	**0.2236**	**1.4600e-003**	**0.2250**	**0.0593**	**1.3500e-003**	**0.0606**		**202.7500**	**202.7500**	**6.0500e-003**		**202.9013**

3.4 Off-Site Improvements - 2020

Unmitigated Construction On-Site

	ROG	NOx	CO	SO2	Fugitive PM10	Exhaust PM10	PM10 Total	Fugitive PM2.5	Exhaust PM2.5	PM2.5 Total	Bio- CO2	NBio- CO2	Total CO2	CH4	N2O	CO2e
Category	lb/day										lb/day					
Off-Road	0.6265	6.3517	7.0938	0.0103		0.3733	0.3733		0.3435	0.3435		996.0652	996.0652	0.3222		1,004.1189
Total	**0.6265**	**6.3517**	**7.0938**	**0.0103**		**0.3733**	**0.3733**		**0.3435**	**0.3435**		**996.0652**	**996.0652**	**0.3222**		**1,004.1189**

3.4 Off-Site Improvements - 2020

Unmitigated Construction Off-Site

	ROG	NOx	CO	SO2	Fugitive PM10	Exhaust PM10	PM10 Total	Fugitive PM2.5	Exhaust PM2.5	PM2.5 Total	Bio- CO2	NBio- CO2	Total CO2	CH4	N2O	CO2e
Category	lb/day										lb/day					
Hauling	0.0000	0.0000	0.0000	0.0000	0.0000	0.0000	0.0000	0.0000	0.0000	0.0000		0.0000	0.0000	0.0000		0.0000
Vendor	0.0000	0.0000	0.0000	0.0000	0.0000	0.0000	0.0000	0.0000	0.0000	0.0000		0.0000	0.0000	0.0000		0.0000
Worker	0.0437	0.0295	0.2957	8.1000e-004	0.0894	5.9000e-004	0.0900	0.0237	5.4000e-004	0.0243		81.1000	81.1000	2.4200e-003		81.1605
Total	**0.0437**	**0.0295**	**0.2957**	**8.1000e-004**	**0.0894**	**5.9000e-004**	**0.0900**	**0.0237**	**5.4000e-004**	**0.0243**		**81.1000**	**81.1000**	**2.4200e-003**		**81.1605**

Mitigated Construction On-Site

	ROG	NOx	CO	SO2	Fugitive PM10	Exhaust PM10	PM10 Total	Fugitive PM2.5	Exhaust PM2.5	PM2.5 Total	Bio- CO2	NBio- CO2	Total CO2	CH4	N2O	CO2e
Category	lb/day										lb/day					
Off-Road	0.6265	6.3517	7.0938	0.0103		0.3733	0.3733		0.3435	0.3435	0.0000	996.0652	996.0652	0.3222		1,004.1189
Total	**0.6265**	**6.3517**	**7.0938**	**0.0103**		**0.3733**	**0.3733**		**0.3435**	**0.3435**	**0.0000**	**996.0652**	**996.0652**	**0.3222**		**1,004.1189**

3.4 Off-Site Improvements - 2020

Mitigated Construction Off-Site

	ROG	NOx	CO	SO2	Fugitive PM10	Exhaust PM10	PM10 Total	Fugitive PM2.5	Exhaust PM2.5	PM2.5 Total	Bio- CO2	NBio- CO2	Total CO2	CH4	N2O	CO2e
Category	lb/day										lb/day					
Hauling	0.0000	0.0000	0.0000	0.0000	0.0000	0.0000	0.0000	0.0000	0.0000	0.0000		0.0000	0.0000	0.0000		0.0000
Vendor	0.0000	0.0000	0.0000	0.0000	0.0000	0.0000	0.0000	0.0000	0.0000	0.0000		0.0000	0.0000	0.0000		0.0000
Worker	0.0437	0.0295	0.2957	8.1000e-004	0.0894	5.9000e-004	0.0900	0.0237	5.4000e-004	0.0243		81.1000	81.1000	2.4200e-003		81.1605
Total	**0.0437**	**0.0295**	**0.2957**	**8.1000e-004**	**0.0894**	**5.9000e-004**	**0.0900**	**0.0237**	**5.4000e-004**	**0.0243**		**81.1000**	**81.1000**	**2.4200e-003**		**81.1605**

3.4 Off-Site Improvements - 2021

Unmitigated Construction On-Site

	ROG	NOx	CO	SO2	Fugitive PM10	Exhaust PM10	PM10 Total	Fugitive PM2.5	Exhaust PM2.5	PM2.5 Total	Bio- CO2	NBio- CO2	Total CO2	CH4	N2O	CO2e
Category	lb/day										lb/day					
Off-Road	0.5666	5.7319	7.0619	0.0103		0.3194	0.3194		0.2938	0.2938		996.2559	996.2559	0.3222		1,004.3111
Total	**0.5666**	**5.7319**	**7.0619**	**0.0103**		**0.3194**	**0.3194**		**0.2938**	**0.2938**		**996.2559**	**996.2559**	**0.3222**		**1,004.3111**

3.4 Off-Site Improvements - 2021

Unmitigated Construction Off-Site

	ROG	NOx	CO	SO2	Fugitive PM10	Exhaust PM10	PM10 Total	Fugitive PM2.5	Exhaust PM2.5	PM2.5 Total	Bio- CO2	NBio- CO2	Total CO2	CH4	N2O	CO2e
Category	lb/day										lb/day					
Hauling	0.0000	0.0000	0.0000	0.0000	0.0000	0.0000	0.0000	0.0000	0.0000	0.0000		0.0000	0.0000	0.0000		0.0000
Vendor	0.0000	0.0000	0.0000	0.0000	0.0000	0.0000	0.0000	0.0000	0.0000	0.0000		0.0000	0.0000	0.0000		0.0000
Worker	0.0407	0.0264	0.2717	7.9000e-004	0.0894	5.7000e-004	0.0900	0.0237	5.3000e-004	0.0242		78.5198	78.5198	2.1900e-003		78.5745
Total	**0.0407**	**0.0264**	**0.2717**	**7.9000e-004**	**0.0894**	**5.7000e-004**	**0.0900**	**0.0237**	**5.3000e-004**	**0.0242**		**78.5198**	**78.5198**	**2.1900e-003**		**78.5745**

Mitigated Construction On-Site

	ROG	NOx	CO	SO2	Fugitive PM10	Exhaust PM10	PM10 Total	Fugitive PM2.5	Exhaust PM2.5	PM2.5 Total	Bio- CO2	NBio- CO2	Total CO2	CH4	N2O	CO2e
Category	lb/day										lb/day					
Off-Road	0.5666	5.7319	7.0619	0.0103		0.3194	0.3194		0.2938	0.2938	0.0000	996.2559	996.2559	0.3222		1,004.3111
Total	**0.5666**	**5.7319**	**7.0619**	**0.0103**		**0.3194**	**0.3194**		**0.2938**	**0.2938**	**0.0000**	**996.2559**	**996.2559**	**0.3222**		**1,004.3111**

3.4 Off-Site Improvements - 2021

Mitigated Construction Off-Site

	ROG	NOx	CO	SO2	Fugitive PM10	Exhaust PM10	PM10 Total	Fugitive PM2.5	Exhaust PM2.5	PM2.5 Total	Bio- CO2	NBio- CO2	Total CO2	CH4	N2O	CO2e
Category	lb/day										lb/day					
Hauling	0.0000	0.0000	0.0000	0.0000	0.0000	0.0000	0.0000	0.0000	0.0000	0.0000		0.0000	0.0000	0.0000		0.0000
Vendor	0.0000	0.0000	0.0000	0.0000	0.0000	0.0000	0.0000	0.0000	0.0000	0.0000		0.0000	0.0000	0.0000		0.0000
Worker	0.0407	0.0264	0.2717	7.9000e-004	0.0894	5.7000e-004	0.0900	0.0237	5.3000e-004	0.0242		78.5198	78.5198	2.1900e-003		78.5745
Total	**0.0407**	**0.0264**	**0.2717**	**7.9000e-004**	**0.0894**	**5.7000e-004**	**0.0900**	**0.0237**	**5.3000e-004**	**0.0242**		**78.5198**	**78.5198**	**2.1900e-003**		**78.5745**

3.5 Building Construction - 2020

Unmitigated Construction On-Site

	ROG	NOx	CO	SO2	Fugitive PM10	Exhaust PM10	PM10 Total	Fugitive PM2.5	Exhaust PM2.5	PM2.5 Total	Bio- CO2	NBio- CO2	Total CO2	CH4	N2O	CO2e
Category	lb/day										lb/day					
Off-Road	2.2551	20.6494	17.9678	0.0288		1.1948	1.1948		1.1218	1.1218		2,735.6999	2,735.6999	0.6819		2,752.7481
Total	**2.2551**	**20.6494**	**17.9678**	**0.0288**		**1.1948**	**1.1948**		**1.1218**	**1.1218**		**2,735.6999**	**2,735.6999**	**0.6819**		**2,752.7481**

3.5 Building Construction - 2020

Unmitigated Construction Off-Site

	ROG	NOx	CO	SO2	Fugitive PM10	Exhaust PM10	PM10 Total	Fugitive PM2.5	Exhaust PM2.5	PM2.5 Total	Bio- CO2	NBio- CO2	Total CO2	CH4	N2O	CO2e
Category	lb/day										lb/day					
Hauling	0.0000	0.0000	0.0000	0.0000	0.0000	0.0000	0.0000	0.0000	0.0000	0.0000		0.0000	0.0000	0.0000		0.0000
Vendor	0.8292	27.1103	6.1737	0.0676	1.6589	0.1274	1.7862	0.4776	0.1218	0.5995		7,122.5028	7,122.5028	0.5322		7,135.8065
Worker	3.6259	2.4474	24.5430	0.0676	7.4220	0.0486	7.4706	1.9683	0.0448	2.0131		6,731.2986	6,731.2986	0.2010		6,736.3223
Total	**4.4552**	**29.5576**	**30.7167**	**0.1351**	**9.0808**	**0.1760**	**9.2568**	**2.4460**	**0.1666**	**2.6126**		**13,853.8014**	**13,853.8014**	**0.7331**		**13,872.1287**

Mitigated Construction On-Site

	ROG	NOx	CO	SO2	Fugitive PM10	Exhaust PM10	PM10 Total	Fugitive PM2.5	Exhaust PM2.5	PM2.5 Total	Bio- CO2	NBio- CO2	Total CO2	CH4	N2O	CO2e
Category	lb/day										lb/day					
Off-Road	2.2551	20.6494	17.9678	0.0288		1.1948	1.1948		1.1218	1.1218	0.0000	2,735.6999	2,735.6999	0.6819		2,752.7481
Total	**2.2551**	**20.6494**	**17.9678**	**0.0288**		**1.1948**	**1.1948**		**1.1218**	**1.1218**	**0.0000**	**2,735.6999**	**2,735.6999**	**0.6819**		**2,752.7481**

3.5 Building Construction - 2020

Mitigated Construction Off-Site

	ROG	NOx	CO	SO2	Fugitive PM10	Exhaust PM10	PM10 Total	Fugitive PM2.5	Exhaust PM2.5	PM2.5 Total	Bio- CO2	NBio- CO2	Total CO2	CH4	N2O	CO2e
Category	lb/day										lb/day					
Hauling	0.0000	0.0000	0.0000	0.0000	0.0000	0.0000	0.0000	0.0000	0.0000	0.0000		0.0000	0.0000	0.0000		0.0000
Vendor	0.8292	27.1103	6.1737	0.0676	1.6589	0.1274	1.7862	0.4776	0.1218	0.5995		7,122.5028	7,122.5028	0.5322		7,135.8065
Worker	3.6259	2.4474	24.5430	0.0676	7.4220	0.0486	7.4706	1.9683	0.0448	2.0131		6,731.2986	6,731.2986	0.2010		6,736.3223
Total	**4.4552**	**29.5576**	**30.7167**	**0.1351**	**9.0808**	**0.1760**	**9.2568**	**2.4460**	**0.1666**	**2.6126**		**13,853.8014**	**13,853.8014**	**0.7331**		**13,872.1287**

3.5 Building Construction - 2021

Unmitigated Construction On-Site

	ROG	NOx	CO	SO2	Fugitive PM10	Exhaust PM10	PM10 Total	Fugitive PM2.5	Exhaust PM2.5	PM2.5 Total	Bio- CO2	NBio- CO2	Total CO2	CH4	N2O	CO2e
Category	lb/day										lb/day					
Off-Road	2.0228	18.7492	17.6706	0.0288		1.0251	1.0251		0.9625	0.9625		2,736.0438	2,736.0438	0.6751		2,752.9212
Total	**2.0228**	**18.7492**	**17.6706**	**0.0288**		**1.0251**	**1.0251**		**0.9625**	**0.9625**		**2,736.0438**	**2,736.0438**	**0.6751**		**2,752.9212**

3.5 Building Construction - 2021

Unmitigated Construction Off-Site

	ROG	NOx	CO	SO2	Fugitive PM10	Exhaust PM10	PM10 Total	Fugitive PM2.5	Exhaust PM2.5	PM2.5 Total	Bio- CO2	NBio- CO2	Total CO2	CH4	N2O	CO2e
Category	lb/day										lb/day					
Hauling	0.0000	0.0000	0.0000	0.0000	0.0000	0.0000	0.0000	0.0000	0.0000	0.0000		0.0000	0.0000	0.0000		0.0000
Vendor	0.7109	24.7114	5.4976	0.0672	1.6588	0.0440	1.7028	0.4776	0.0421	0.5197		7,084.5599	7,084.5599	0.5163		7,097.4673
Worker	3.3812	2.1934	22.5467	0.0654	7.4220	0.0475	7.4694	1.9683	0.0437	2.0121		6,517.1446	6,517.1446	0.1814		6,521.6797
Total	**4.0922**	**26.9048**	**28.0443**	**0.1326**	**9.0808**	**0.0915**	**9.1723**	**2.4460**	**0.0858**	**2.5318**		**13,601.7044**	**13,601.7044**	**0.6977**		**13,619.1470**

Mitigated Construction On-Site

	ROG	NOx	CO	SO2	Fugitive PM10	Exhaust PM10	PM10 Total	Fugitive PM2.5	Exhaust PM2.5	PM2.5 Total	Bio- CO2	NBio- CO2	Total CO2	CH4	N2O	CO2e
Category	lb/day										lb/day					
Off-Road	2.0228	18.7492	17.6706	0.0288		1.0251	1.0251		0.9625	0.9625	0.0000	2,736.0438	2,736.0438	0.6751		2,752.9212
Total	**2.0228**	**18.7492**	**17.6706**	**0.0288**		**1.0251**	**1.0251**		**0.9625**	**0.9625**	**0.0000**	**2,736.0438**	**2,736.0438**	**0.6751**		**2,752.9212**

3.5 Building Construction - 2021

Mitigated Construction Off-Site

	ROG	NOx	CO	SO2	Fugitive PM10	Exhaust PM10	PM10 Total	Fugitive PM2.5	Exhaust PM2.5	PM2.5 Total	Bio- CO2	NBio- CO2	Total CO2	CH4	N2O	CO2e
Category	lb/day										lb/day					
Hauling	0.0000	0.0000	0.0000	0.0000	0.0000	0.0000	0.0000	0.0000	0.0000	0.0000		0.0000	0.0000	0.0000		0.0000
Vendor	0.7109	24.7114	5.4976	0.0672	1.6588	0.0440	1.7028	0.4776	0.0421	0.5197		7,084.5599	7,084.5599	0.5163		7,097.4673
Worker	3.3812	2.1934	22.5467	0.0654	7.4220	0.0475	7.4694	1.9683	0.0437	2.0121		6,517.1446	6,517.1446	0.1814		6,521.6797
Total	**4.0922**	**26.9048**	**28.0443**	**0.1326**	**9.0808**	**0.0915**	**9.1723**	**2.4460**	**0.0858**	**2.5318**		**13,601.7044**	**13,601.7044**	**0.6977**		**13,619.1470**

3.6 Paving - 2020

Unmitigated Construction On-Site

	ROG	NOx	CO	SO2	Fugitive PM10	Exhaust PM10	PM10 Total	Fugitive PM2.5	Exhaust PM2.5	PM2.5 Total	Bio- CO2	NBio- CO2	Total CO2	CH4	N2O	CO2e
Category	lb/day										lb/day					
Off-Road	1.3566	14.0656	14.6521	0.0228		0.7528	0.7528		0.6926	0.6926		2,207.7334	2,207.7334	0.7140		2,225.5841
Paving	0.6655					0.0000	0.0000		0.0000	0.0000			0.0000			0.0000
Total	**2.0220**	**14.0656**	**14.6521**	**0.0228**		**0.7528**	**0.7528**		**0.6926**	**0.6926**		**2,207.7334**	**2,207.7334**	**0.7140**		**2,225.5841**

3.6 Paving - 2020

Unmitigated Construction Off-Site

	ROG	NOx	CO	SO2	Fugitive PM10	Exhaust PM10	PM10 Total	Fugitive PM2.5	Exhaust PM2.5	PM2.5 Total	Bio- CO2	NBio- CO2	Total CO2	CH4	N2O	CO2e
Category	lb/day										lb/day					
Hauling	0.0000	0.0000	0.0000	0.0000	0.0000	0.0000	0.0000	0.0000	0.0000	0.0000		0.0000	0.0000	0.0000		0.0000
Vendor	0.0000	0.0000	0.0000	0.0000	0.0000	0.0000	0.0000	0.0000	0.0000	0.0000		0.0000	0.0000	0.0000		0.0000
Worker	0.0819	0.0553	0.5544	1.5300e-003	0.1677	1.1000e-003	0.1688	0.0445	1.0100e-003	0.0455		152.0625	152.0625	4.5400e-003		152.1760
Total	**0.0819**	**0.0553**	**0.5544**	**1.5300e-003**	**0.1677**	**1.1000e-003**	**0.1688**	**0.0445**	**1.0100e-003**	**0.0455**		**152.0625**	**152.0625**	**4.5400e-003**		**152.1760**

Mitigated Construction On-Site

	ROG	NOx	CO	SO2	Fugitive PM10	Exhaust PM10	PM10 Total	Fugitive PM2.5	Exhaust PM2.5	PM2.5 Total	Bio- CO2	NBio- CO2	Total CO2	CH4	N2O	CO2e
Category	lb/day										lb/day					
Off-Road	1.3566	14.0656	14.6521	0.0228		0.7528	0.7528		0.6926	0.6926	0.0000	2,207.7334	2,207.7334	0.7140		2,225.5841
Paving	0.6655					0.0000	0.0000		0.0000	0.0000			0.0000			0.0000
Total	**2.0220**	**14.0656**	**14.6521**	**0.0228**		**0.7528**	**0.7528**		**0.6926**	**0.6926**	**0.0000**	**2,207.7334**	**2,207.7334**	**0.7140**		**2,225.5841**

3.6 Paving - 2020

Mitigated Construction Off-Site

	ROG	NOx	CO	SO2	Fugitive PM10	Exhaust PM10	PM10 Total	Fugitive PM2.5	Exhaust PM2.5	PM2.5 Total	Bio- CO2	NBio- CO2	Total CO2	CH4	N2O	CO2e
Category	lb/day										lb/day					
Hauling	0.0000	0.0000	0.0000	0.0000	0.0000	0.0000	0.0000	0.0000	0.0000	0.0000		0.0000	0.0000	0.0000		0.0000
Vendor	0.0000	0.0000	0.0000	0.0000	0.0000	0.0000	0.0000	0.0000	0.0000	0.0000		0.0000	0.0000	0.0000		0.0000
Worker	0.0819	0.0553	0.5544	1.5300e-003	0.1677	1.1000e-003	0.1688	0.0445	1.0100e-003	0.0455		152.0625	152.0625	4.5400e-003		152.1760
Total	**0.0819**	**0.0553**	**0.5544**	**1.5300e-003**	**0.1677**	**1.1000e-003**	**0.1688**	**0.0445**	**1.0100e-003**	**0.0455**		**152.0625**	**152.0625**	**4.5400e-003**		**152.1760**

3.6 Paving - 2021

Unmitigated Construction On-Site

	ROG	NOx	CO	SO2	Fugitive PM10	Exhaust PM10	PM10 Total	Fugitive PM2.5	Exhaust PM2.5	PM2.5 Total	Bio- CO2	NBio- CO2	Total CO2	CH4	N2O	CO2e
Category	lb/day										lb/day					
Off-Road	1.2556	12.9191	14.6532	0.0228		0.6777	0.6777		0.6235	0.6235		2,207.2109	2,207.2109	0.7139		2,225.0573
Paving	0.6655					0.0000	0.0000		0.0000	0.0000			0.0000			0.0000
Total	**1.9210**	**12.9191**	**14.6532**	**0.0228**		**0.6777**	**0.6777**		**0.6235**	**0.6235**		**2,207.2109**	**2,207.2109**	**0.7139**		**2,225.0573**

3.6 Paving - 2021

Unmitigated Construction Off-Site

	ROG	NOx	CO	SO2	Fugitive PM10	Exhaust PM10	PM10 Total	Fugitive PM2.5	Exhaust PM2.5	PM2.5 Total	Bio- CO2	NBio- CO2	Total CO2	CH4	N2O	CO2e
Category	lb/day										lb/day					
Hauling	0.0000	0.0000	0.0000	0.0000	0.0000	0.0000	0.0000	0.0000	0.0000	0.0000		0.0000	0.0000	0.0000		0.0000
Vendor	0.0000	0.0000	0.0000	0.0000	0.0000	0.0000	0.0000	0.0000	0.0000	0.0000		0.0000	0.0000	0.0000		0.0000
Worker	0.0764	0.0496	0.5093	1.4800e-003	0.1677	1.0700e-003	0.1687	0.0445	9.9000e-004	0.0455		147.2247	147.2247	4.1000e-003		147.3271
Total	**0.0764**	**0.0496**	**0.5093**	**1.4800e-003**	**0.1677**	**1.0700e-003**	**0.1687**	**0.0445**	**9.9000e-004**	**0.0455**		**147.2247**	**147.2247**	**4.1000e-003**		**147.3271**

Mitigated Construction On-Site

	ROG	NOx	CO	SO2	Fugitive PM10	Exhaust PM10	PM10 Total	Fugitive PM2.5	Exhaust PM2.5	PM2.5 Total	Bio- CO2	NBio- CO2	Total CO2	CH4	N2O	CO2e
Category	lb/day										lb/day					
Off-Road	1.2556	12.9191	14.6532	0.0228		0.6777	0.6777		0.6235	0.6235	0.0000	2,207.2109	2,207.2109	0.7139		2,225.0573
Paving	0.6655					0.0000	0.0000		0.0000	0.0000			0.0000			0.0000
Total	**1.9210**	**12.9191**	**14.6532**	**0.0228**		**0.6777**	**0.6777**		**0.6235**	**0.6235**	**0.0000**	**2,207.2109**	**2,207.2109**	**0.7139**		**2,225.0573**

3.6 Paving - 2021

Mitigated Construction Off-Site

	ROG	NOx	CO	SO2	Fugitive PM10	Exhaust PM10	PM10 Total	Fugitive PM2.5	Exhaust PM2.5	PM2.5 Total	Bio- CO2	NBio- CO2	Total CO2	CH4	N2O	CO2e
Category	lb/day										lb/day					
Hauling	0.0000	0.0000	0.0000	0.0000	0.0000	0.0000	0.0000	0.0000	0.0000	0.0000		0.0000	0.0000	0.0000		0.0000
Vendor	0.0000	0.0000	0.0000	0.0000	0.0000	0.0000	0.0000	0.0000	0.0000	0.0000		0.0000	0.0000	0.0000		0.0000
Worker	0.0764	0.0496	0.5093	1.4800e-003	0.1677	1.0700e-003	0.1687	0.0445	9.9000e-004	0.0455		147.2247	147.2247	4.1000e-003		147.3271
Total	**0.0764**	**0.0496**	**0.5093**	**1.4800e-003**	**0.1677**	**1.0700e-003**	**0.1687**	**0.0445**	**9.9000e-004**	**0.0455**		**147.2247**	**147.2247**	**4.1000e-003**		**147.3271**

3.7 Architectural Coating - 2020

Unmitigated Construction On-Site

	ROG	NOx	CO	SO2	Fugitive PM10	Exhaust PM10	PM10 Total	Fugitive PM2.5	Exhaust PM2.5	PM2.5 Total	Bio- CO2	NBio- CO2	Total CO2	CH4	N2O	CO2e
Category	lb/day										lb/day					
Archit. Coating	70.7358					0.0000	0.0000		0.0000	0.0000			0.0000			0.0000
Off-Road	0.3229	2.2451	2.4419	3.9600e-003		0.1479	0.1479		0.1479	0.1479		375.2641	375.2641	0.0291		375.9904
Total	**71.0587**	**2.2451**	**2.4419**	**3.9600e-003**		**0.1479**	**0.1479**		**0.1479**	**0.1479**		**375.2641**	**375.2641**	**0.0291**		**375.9904**

3.7 Architectural Coating - 2020

Unmitigated Construction Off-Site

	ROG	NOx	CO	SO2	Fugitive PM10	Exhaust PM10	PM10 Total	Fugitive PM2.5	Exhaust PM2.5	PM2.5 Total	Bio- CO2	NBio- CO2	Total CO2	CH4	N2O	CO2e
Category	lb/day										lb/day					
Hauling	0.0000	0.0000	0.0000	0.0000	0.0000	0.0000	0.0000	0.0000	0.0000	0.0000		0.0000	0.0000	0.0000		0.0000
Vendor	0.0000	0.0000	0.0000	0.0000	0.0000	0.0000	0.0000	0.0000	0.0000	0.0000		0.0000	0.0000	0.0000		0.0000
Worker	0.7263	0.4902	4.9160	0.0135	1.4866	9.7400e-003	1.4964	0.3943	8.9700e-003	0.4032		1,348.2872	1,348.2872	0.0403		1,349.2935
Total	**0.7263**	**0.4902**	**4.9160**	**0.0135**	**1.4866**	**9.7400e-003**	**1.4964**	**0.3943**	**8.9700e-003**	**0.4032**		**1,348.2872**	**1,348.2872**	**0.0403**		**1,349.2935**

Mitigated Construction On-Site

	ROG	NOx	CO	SO2	Fugitive PM10	Exhaust PM10	PM10 Total	Fugitive PM2.5	Exhaust PM2.5	PM2.5 Total	Bio- CO2	NBio- CO2	Total CO2	CH4	N2O	CO2e
Category	lb/day										lb/day					
Archit. Coating	70.7358					0.0000	0.0000		0.0000	0.0000			0.0000			0.0000
Off-Road	0.3229	2.2451	2.4419	3.9600e-003		0.1479	0.1479		0.1479	0.1479	0.0000	375.2641	375.2641	0.0291		375.9904
Total	**71.0587**	**2.2451**	**2.4419**	**3.9600e-003**		**0.1479**	**0.1479**		**0.1479**	**0.1479**	**0.0000**	**375.2641**	**375.2641**	**0.0291**		**375.9904**

3.7 Architectural Coating - 2020

Mitigated Construction Off-Site

	ROG	NOx	CO	SO2	Fugitive PM10	Exhaust PM10	PM10 Total	Fugitive PM2.5	Exhaust PM2.5	PM2.5 Total	Bio- CO2	NBio- CO2	Total CO2	CH4	N2O	CO2e
Category	lb/day										lb/day					
Hauling	0.0000	0.0000	0.0000	0.0000	0.0000	0.0000	0.0000	0.0000	0.0000	0.0000		0.0000	0.0000	0.0000		0.0000
Vendor	0.0000	0.0000	0.0000	0.0000	0.0000	0.0000	0.0000	0.0000	0.0000	0.0000		0.0000	0.0000	0.0000		0.0000
Worker	0.7263	0.4902	4.9160	0.0135	1.4866	9.7400e-003	1.4964	0.3943	8.9700e-003	0.4032		1,348.2872	1,348.2872	0.0403		1,349.2935
Total	**0.7263**	**0.4902**	**4.9160**	**0.0135**	**1.4866**	**9.7400e-003**	**1.4964**	**0.3943**	**8.9700e-003**	**0.4032**		**1,348.2872**	**1,348.2872**	**0.0403**		**1,349.2935**

3.7 Architectural Coating - 2021

Unmitigated Construction On-Site

	ROG	NOx	CO	SO2	Fugitive PM10	Exhaust PM10	PM10 Total	Fugitive PM2.5	Exhaust PM2.5	PM2.5 Total	Bio- CO2	NBio- CO2	Total CO2	CH4	N2O	CO2e
Category	lb/day										lb/day					
Archit. Coating	70.7358					0.0000	0.0000		0.0000	0.0000			0.0000			0.0000
Off-Road	0.2919	2.0358	2.4234	3.9600e-003		0.1255	0.1255		0.1255	0.1255		375.2641	375.2641	0.0258		375.9079
Total	**71.0276**	**2.0358**	**2.4234**	**3.9600e-003**		**0.1255**	**0.1255**		**0.1255**	**0.1255**		**375.2641**	**375.2641**	**0.0258**		**375.9079**

3.7 Architectural Coating - 2021

Unmitigated Construction Off-Site

	ROG	NOx	CO	SO2	Fugitive PM10	Exhaust PM10	PM10 Total	Fugitive PM2.5	Exhaust PM2.5	PM2.5 Total	Bio- CO2	NBio- CO2	Total CO2	CH4	N2O	CO2e
Category	lb/day										lb/day					
Hauling	0.0000	0.0000	0.0000	0.0000	0.0000	0.0000	0.0000	0.0000	0.0000	0.0000		0.0000	0.0000	0.0000		0.0000
Vendor	0.0000	0.0000	0.0000	0.0000	0.0000	0.0000	0.0000	0.0000	0.0000	0.0000		0.0000	0.0000	0.0000		0.0000
Worker	0.6773	0.4393	4.5161	0.0131	1.4866	9.5100e-003	1.4961	0.3943	8.7600e-003	0.4030		1,305.3919	1,305.3919	0.0363		1,306.3003
Total	**0.6773**	**0.4393**	**4.5161**	**0.0131**	**1.4866**	**9.5100e-003**	**1.4961**	**0.3943**	**8.7600e-003**	**0.4030**		**1,305.3919**	**1,305.3919**	**0.0363**		**1,306.3003**

Mitigated Construction On-Site

	ROG	NOx	CO	SO2	Fugitive PM10	Exhaust PM10	PM10 Total	Fugitive PM2.5	Exhaust PM2.5	PM2.5 Total	Bio- CO2	NBio- CO2	Total CO2	CH4	N2O	CO2e
Category	lb/day										lb/day					
Archit. Coating	70.7358					0.0000	0.0000		0.0000	0.0000			0.0000			0.0000
Off-Road	0.2919	2.0358	2.4234	3.9600e-003		0.1255	0.1255		0.1255	0.1255	0.0000	375.2641	375.2641	0.0258		375.9079
Total	**71.0276**	**2.0358**	**2.4234**	**3.9600e-003**		**0.1255**	**0.1255**		**0.1255**	**0.1255**	**0.0000**	**375.2641**	**375.2641**	**0.0258**		**375.9079**

3.7 Architectural Coating - 2021

Mitigated Construction Off-Site

	ROG	NOx	CO	SO2	Fugitive PM10	Exhaust PM10	PM10 Total	Fugitive PM2.5	Exhaust PM2.5	PM2.5 Total	Bio- CO2	NBio- CO2	Total CO2	CH4	N2O	CO2e
Category	lb/day										lb/day					
Hauling	0.0000	0.0000	0.0000	0.0000	0.0000	0.0000	0.0000	0.0000	0.0000	0.0000		0.0000	0.0000	0.0000		0.0000
Vendor	0.0000	0.0000	0.0000	0.0000	0.0000	0.0000	0.0000	0.0000	0.0000	0.0000		0.0000	0.0000	0.0000		0.0000
Worker	0.6773	0.4393	4.5161	0.0131	1.4866	9.5100e-003	1.4961	0.3943	8.7600e-003	0.4030		1,305.3919	1,305.3919	0.0363		1,306.3003
Total	**0.6773**	**0.4393**	**4.5161**	**0.0131**	**1.4866**	**9.5100e-003**	**1.4961**	**0.3943**	**8.7600e-003**	**0.4030**		**1,305.3919**	**1,305.3919**	**0.0363**		**1,306.3003**

4.0 Operational Detail - Mobile

4.1 Mitigation Measures Mobile

	ROG	NOx	CO	SO2	Fugitive PM10	Exhaust PM10	PM10 Total	Fugitive PM2.5	Exhaust PM2.5	PM2.5 Total	Bio- CO2	NBio- CO2	Total CO2	CH4	N2O	CO2e
Category	lb/day										lb/day					
Mitigated	0.0000	0.0000	0.0000	0.0000	0.0000	0.0000	0.0000	0.0000	0.0000	0.0000		0.0000	0.0000	0.0000		0.0000
Unmitigated	0.0000	0.0000	0.0000	0.0000	0.0000	0.0000	0.0000	0.0000	0.0000	0.0000		0.0000	0.0000	0.0000		0.0000

4.2 Trip Summary Information

	Average Daily Trip Rate			Unmitigated	Mitigated
Land Use	Weekday	Saturday	Sunday	Annual VMT	Annual VMT
Other Non-Asphalt Surfaces	0.00	0.00	0.00		
Parking Lot	0.00	0.00	0.00		
Refrigerated Warehouse-No Rail	0.00	0.00	0.00		
Unrefrigerated Warehouse-No Rail	0.00	0.00	0.00		
Total	0.00	0.00	0.00		

4.3 Trip Type Information

	Miles			Trip %			Trip Purpose %		
Land Use	H-W or C-W	H-S or C-C	H-O or C-NW	H-W or C-W	H-S or C-C	H-O or C-NW	Primary	Diverted	Pass-by
Other Non-Asphalt Surfaces	0.00	0.00	0.00	0.00	0.00	0.00	0	0	0
Parking Lot	0.00	0.00	0.00	0.00	0.00	0.00	0	0	0
Refrigerated Warehouse-No	0.00	0.00	0.00	0.00	0.00	0.00	0	0	0
Unrefrigerated Warehouse-No	0.00	0.00	0.00	0.00	0.00	0.00	0	0	0

4.4 Fleet Mix

Land Use	LDA	LDT1	LDT2	MDV	LHD1	LHD2	MHD	HHD	OBUS	UBUS	MCY	SBUS	MH
Other Non-Asphalt Surfaces	0.549952	0.037123	0.179649	0.119457	0.017229	0.005267	0.017877	0.062669	0.001348	0.001607	0.006000	0.000812	0.001010
Parking Lot	0.549952	0.037123	0.179649	0.119457	0.017229	0.005267	0.017877	0.062669	0.001348	0.001607	0.006000	0.000812	0.001010
Refrigerated Warehouse-No Rail	0.549952	0.037123	0.179649	0.119457	0.017229	0.005267	0.017877	0.062669	0.001348	0.001607	0.006000	0.000812	0.001010
Unrefrigerated Warehouse-No Rail	0.549952	0.037123	0.179649	0.119457	0.017229	0.005267	0.017877	0.062669	0.001348	0.001607	0.006000	0.000812	0.001010

5.0 Energy Detail

Historical Energy Use: N

5.1 Mitigation Measures Energy

	ROG	NOx	CO	SO2	Fugitive PM10	Exhaust PM10	PM10 Total	Fugitive PM2.5	Exhaust PM2.5	PM2.5 Total	Bio- CO2	NBio- CO2	Total CO2	CH4	N2O	CO2e
Category	lb/day										lb/day					
NaturalGas Mitigated	0.0000	0.0000	0.0000	0.0000		0.0000	0.0000		0.0000	0.0000		0.0000	0.0000	0.0000	0.0000	0.0000
NaturalGas Unmitigated	0.0000	0.0000	0.0000	0.0000		0.0000	0.0000		0.0000	0.0000		0.0000	0.0000	0.0000	0.0000	0.0000

5.2 Energy by Land Use - NaturalGas

Unmitigated

	NaturalGas Use	ROG	NOx	CO	SO2	Fugitive PM10	Exhaust PM10	PM10 Total	Fugitive PM2.5	Exhaust PM2.5	PM2.5 Total	Bio- CO2	NBio- CO2	Total CO2	CH4	N2O	CO2e
Land Use	kBTU/yr	lb/day										lb/day					
Other Non-Asphalt Surfaces	0	0.0000	0.0000	0.0000	0.0000		0.0000	0.0000		0.0000	0.0000		0.0000	0.0000	0.0000	0.0000	0.0000
Parking Lot	0	0.0000	0.0000	0.0000	0.0000		0.0000	0.0000		0.0000	0.0000		0.0000	0.0000	0.0000	0.0000	0.0000
Refrigerated Warehouse-No Rail	0	0.0000	0.0000	0.0000	0.0000		0.0000	0.0000		0.0000	0.0000		0.0000	0.0000	0.0000	0.0000	0.0000
Unrefrigerated Warehouse-No Rail	0	0.0000	0.0000	0.0000	0.0000		0.0000	0.0000		0.0000	0.0000		0.0000	0.0000	0.0000	0.0000	0.0000
Total		**0.0000**	**0.0000**	**0.0000**	**0.0000**		**0.0000**	**0.0000**		**0.0000**	**0.0000**		**0.0000**	**0.0000**	**0.0000**	**0.0000**	**0.0000**

5.2 Energy by Land Use - NaturalGas

Mitigated

	NaturalGas Use	ROG	NOx	CO	SO2	Fugitive PM10	Exhaust PM10	PM10 Total	Fugitive PM2.5	Exhaust PM2.5	PM2.5 Total	Bio- CO2	NBio- CO2	Total CO2	CH4	N2O	CO2e
Land Use	kBTU/yr	lb/day										lb/day					
Other Non-Asphalt Surfaces	0	0.0000	0.0000	0.0000	0.0000		0.0000	0.0000		0.0000	0.0000		0.0000	0.0000	0.0000	0.0000	0.0000
Parking Lot	0	0.0000	0.0000	0.0000	0.0000		0.0000	0.0000		0.0000	0.0000		0.0000	0.0000	0.0000	0.0000	0.0000
Refrigerated Warehouse-No Rail	0	0.0000	0.0000	0.0000	0.0000		0.0000	0.0000		0.0000	0.0000		0.0000	0.0000	0.0000	0.0000	0.0000
Unrefrigerated Warehouse-No Rail	0	0.0000	0.0000	0.0000	0.0000		0.0000	0.0000		0.0000	0.0000		0.0000	0.0000	0.0000	0.0000	0.0000
Total		**0.0000**	**0.0000**	**0.0000**	**0.0000**		**0.0000**	**0.0000**		**0.0000**	**0.0000**		**0.0000**	**0.0000**	**0.0000**	**0.0000**	**0.0000**

6.0 Area Detail

6.1 Mitigation Measures Area

	ROG	NOx	CO	SO2	Fugitive PM10	Exhaust PM10	PM10 Total	Fugitive PM2.5	Exhaust PM2.5	PM2.5 Total	Bio- CO2	NBio- CO2	Total CO2	CH4	N2O	CO2e
Category	lb/day										lb/day					
Mitigated	18.5825	1.4600e-003	0.1589	1.0000e-005		5.7000e-004	5.7000e-004		5.7000e-004	5.7000e-004		0.3393	0.3393	9.0000e-004		0.3618
Unmitigated	18.5825	1.4600e-003	0.1589	1.0000e-005		5.7000e-004	5.7000e-004		5.7000e-004	5.7000e-004		0.3393	0.3393	9.0000e-004		0.3618

6.2 Area by SubCategory

Unmitigated

	ROG	NOx	CO	SO2	Fugitive PM10	Exhaust PM10	PM10 Total	Fugitive PM2.5	Exhaust PM2.5	PM2.5 Total	Bio- CO2	NBio- CO2	Total CO2	CH4	N2O	CO2e
SubCategory	lb/day										lb/day					
Architectural Coating	2.1318					0.0000	0.0000		0.0000	0.0000			0.0000			0.0000
Consumer Products	16.4359					0.0000	0.0000		0.0000	0.0000			0.0000			0.0000
Landscaping	0.0148	1.4600e-003	0.1589	1.0000e-005		5.7000e-004	5.7000e-004		5.7000e-004	5.7000e-004		0.3393	0.3393	9.0000e-004		0.3618
Total	**18.5825**	**1.4600e-003**	**0.1589**	**1.0000e-005**		**5.7000e-004**	**5.7000e-004**		**5.7000e-004**	**5.7000e-004**		**0.3393**	**0.3393**	**9.0000e-004**		**0.3618**

6.2 Area by SubCategory

Mitigated

	ROG	NOx	CO	SO2	Fugitive PM10	Exhaust PM10	PM10 Total	Fugitive PM2.5	Exhaust PM2.5	PM2.5 Total	Bio- CO2	NBio- CO2	Total CO2	CH4	N2O	CO2e
SubCategory	lb/day										lb/day					
Architectural Coating	2.1318					0.0000	0.0000		0.0000	0.0000			0.0000			0.0000
Consumer Products	16.4359					0.0000	0.0000		0.0000	0.0000			0.0000			0.0000
Landscaping	0.0148	1.4600e-003	0.1589	1.0000e-005		5.7000e-004	5.7000e-004		5.7000e-004	5.7000e-004		0.3393	0.3393	9.0000e-004		0.3618
Total	**18.5825**	**1.4600e-003**	**0.1589**	**1.0000e-005**		**5.7000e-004**	**5.7000e-004**		**5.7000e-004**	**5.7000e-004**		**0.3393**	**0.3393**	**9.0000e-004**		**0.3618**

7.0 Water Detail

7.1 Mitigation Measures Water

8.0 Waste Detail

8.1 Mitigation Measures Waste

9.0 Operational Offroad

Equipment Type	Number	Hours/Day	Days/Year	Horse Power	Load Factor	Fuel Type

10.0 Stationary Equipment

Fire Pumps and Emergency Generators

Equipment Type	Number	Hours/Day	Hours/Year	Horse Power	Load Factor	Fuel Type

Boilers

Equipment Type	Number	Heat Input/Day	Heat Input/Year	Boiler Rating	Fuel Type

User Defined Equipment

Equipment Type	Number

11.0 Vegetation

This page intentionally left blank

APPENDIX 3.2:

CALEEMOD CONSTRUCTION PHASE 2 (UNMITIGATED) EMISSIONS MODEL OUTPUTS

Goodman Industrial Park - Phase 2 (Construction - Unmitigated)

San Bernardino-South Coast County, Summer

1.0 Project Characteristics

1.1 Land Usage

Land Uses	Size	Metric	Lot Acreage	Floor Surface Area	Population
Refrigerated Warehouse-No Rail	60.41	1000sqft	1.39	60,412.00	0
Unrefrigerated Warehouse-No Rail	241.65	1000sqft	5.55	241,648.00	0
Other Non-Asphalt Surfaces	54.93	1000sqft	1.26	54,933.00	0
Parking Lot	152.00	Space	3.68	160,353.12	0

1.2 Other Project Characteristics

Urbanization	Urban	**Wind Speed (m/s)**	2.2	**Precipitation Freq (Days)**	32
Climate Zone	10			**Operational Year**	2022
Utility Company	Southern California Edison				
CO2 Intensity (lb/MWhr)	702.44	**CH4 Intensity (lb/MWhr)**	0.029	**N2O Intensity (lb/MWhr)**	0.006

1.3 User Entered Comments & Non-Default Data

Project Characteristics -

Land Use - Phase 2 consist of the construction of Buildings 5 (212,420 sf) and the Future Expansion Area (89,640 sf). Consistent with the Traffic Study, 80% of Buildings are designated for warehouse use and the remanining 20% for high-cube cold storage warehouse use. Parking Spaces consist of both Auto Parking and Trailer Parking

Construction Phase - Construction Schedule consistent with Goodman Logistics Center Fontana III AQ, GHG, & HRA Scoping Agreement.

Off-road Equipment - Equipment based on consultation with the Project applicant.

Off-road Equipment -

Off-road Equipment - Hours are based on an 8 hour workday.

Off-road Equipment -

Off-road Equipment - Hours are based on an 8 hour workday.

Grading - Based on the Equipment List the total acres graded per day is 3.0 acres for grading activities.

Architectural Coating - Rule 1113

Vehicle Trips - Construction Run Only.

Vehicle Emission Factors - EMFAC2017

Vehicle Emission Factors - EMFAC2017

Vehicle Emission Factors - EMFAC2017

Energy Use - Construction Run Only.

Water And Wastewater - Construction Run Only.

Solid Waste - Construction Run Only.

Construction Off-road Equipment Mitigation - Rule 403

Table Name	Column Name	Default Value	New Value
tblArchitecturalCoating	EF_Nonresidential_Exterior	100.00	50.00
tblArchitecturalCoating	EF_Nonresidential_Interior	100.00	50.00
tblArchitecturalCoating	EF_Parking	100.00	50.00
tblConstructionPhase	NumDays	30.00	13.00
tblConstructionPhase	NumDays	300.00	184.00
tblEnergyUse	LightingElect	0.35	0.00

tblEnergyUse	LightingElect	2.37	0.00
tblEnergyUse	LightingElect	1.17	0.00
tblEnergyUse	NT24E	36.52	0.00
tblEnergyUse	NT24E	0.82	0.00
tblEnergyUse	NT24NG	48.51	0.00
tblEnergyUse	NT24NG	0.03	0.00
tblEnergyUse	T24E	1.06	0.00
tblEnergyUse	T24E	0.37	0.00
tblEnergyUse	T24NG	3.25	0.00
tblEnergyUse	T24NG	2.00	0.00
tblGrading	AcresOfGrading	32.50	39.00
tblLandUse	LandUseSquareFeet	60,800.00	160,353.12
tblLandUse	LotAcreage	1.37	3.68
tblOffRoadEquipment	UsageHours	6.00	8.00
tblOffRoadEquipment	UsageHours	7.00	8.00
tblOffRoadEquipment	UsageHours	7.00	8.00
tblSolidWaste	SolidWasteGenerationRate	56.79	0.00
tblSolidWaste	SolidWasteGenerationRate	227.15	0.00
tblVehicleEF	HHD	1.21	0.32
tblVehicleEF	HHD	0.04	2.3880e-003
tblVehicleEF	HHD	0.10	0.00
tblVehicleEF	HHD	3.29	93.15
tblVehicleEF	HHD	0.57	0.26
tblVehicleEF	HHD	1.82	2.2600e-003
tblVehicleEF	HHD	6,933.41	16,719.13
tblVehicleEF	HHD	1,475.79	1,347.67
tblVehicleEF	HHD	5.54	0.02

tblVehicleEF	HHD	26.50	86.33
tblVehicleEF	HHD	2.50	2.76
tblVehicleEF	HHD	9.7780e-003	0.04
tblVehicleEF	HHD	0.06	0.06
tblVehicleEF	HHD	0.04	0.04
tblVehicleEF	HHD	0.01	0.03
tblVehicleEF	HHD	5.1000e-005	1.0000e-006
tblVehicleEF	HHD	9.3550e-003	0.04
tblVehicleEF	HHD	0.03	0.03
tblVehicleEF	HHD	8.8810e-003	8.8160e-003
tblVehicleEF	HHD	0.01	0.03
tblVehicleEF	HHD	4.7000e-005	1.0000e-006
tblVehicleEF	HHD	8.5000e-005	3.4000e-005
tblVehicleEF	HHD	3.1910e-003	1.0400e-004
tblVehicleEF	HHD	0.84	6.69
tblVehicleEF	HHD	5.2000e-005	2.0000e-005
tblVehicleEF	HHD	0.08	0.05
tblVehicleEF	HHD	2.1700e-004	5.2200e-004
tblVehicleEF	HHD	0.05	1.0000e-006
tblVehicleEF	HHD	0.07	0.16
tblVehicleEF	HHD	0.01	0.01
tblVehicleEF	HHD	8.6000e-005	0.00
tblVehicleEF	HHD	8.5000e-005	3.4000e-005
tblVehicleEF	HHD	3.1910e-003	1.0400e-004
tblVehicleEF	HHD	0.97	7.61
tblVehicleEF	HHD	5.2000e-005	2.0000e-005
tblVehicleEF	HHD	0.13	0.06

tblVehicleEF	HHD	2.1700e-004	5.2200e-004
tblVehicleEF	HHD	0.06	1.0000e-006
tblVehicleEF	HHD	1.14	0.34
tblVehicleEF	HHD	0.04	2.3890e-003
tblVehicleEF	HHD	0.09	0.00
tblVehicleEF	HHD	2.39	91.41
tblVehicleEF	HHD	0.57	0.26
tblVehicleEF	HHD	1.70	2.1220e-003
tblVehicleEF	HHD	7,345.18	16,613.96
tblVehicleEF	HHD	1,475.79	1,347.67
tblVehicleEF	HHD	5.54	0.02
tblVehicleEF	HHD	27.35	83.18
tblVehicleEF	HHD	2.36	2.60
tblVehicleEF	HHD	8.2750e-003	0.04
tblVehicleEF	HHD	0.06	0.06
tblVehicleEF	HHD	0.04	0.04
tblVehicleEF	HHD	0.01	0.03
tblVehicleEF	HHD	5.1000e-005	1.0000e-006
tblVehicleEF	HHD	7.9170e-003	0.04
tblVehicleEF	HHD	0.03	0.03
tblVehicleEF	HHD	8.8810e-003	8.8160e-003
tblVehicleEF	HHD	0.01	0.03
tblVehicleEF	HHD	4.7000e-005	1.0000e-006
tblVehicleEF	HHD	1.6800e-004	7.2000e-005
tblVehicleEF	HHD	3.5970e-003	1.2200e-004
tblVehicleEF	HHD	0.79	7.03
tblVehicleEF	HHD	1.1700e-004	4.9000e-005

tblVehicleEF	HHD	0.08	0.05
tblVehicleEF	HHD	2.2100e-004	5.3900e-004
tblVehicleEF	HHD	0.05	1.0000e-006
tblVehicleEF	HHD	0.07	0.16
tblVehicleEF	HHD	0.01	0.01
tblVehicleEF	HHD	8.4000e-005	0.00
tblVehicleEF	HHD	1.6800e-004	7.2000e-005
tblVehicleEF	HHD	3.5970e-003	1.2200e-004
tblVehicleEF	HHD	0.91	8.00
tblVehicleEF	HHD	1.1700e-004	4.9000e-005
tblVehicleEF	HHD	0.13	0.06
tblVehicleEF	HHD	2.2100e-004	5.3900e-004
tblVehicleEF	HHD	0.06	1.0000e-006
tblVehicleEF	HHD	1.31	0.30
tblVehicleEF	HHD	0.04	2.3880e-003
tblVehicleEF	HHD	0.10	0.00
tblVehicleEF	HHD	4.53	95.56
tblVehicleEF	HHD	0.57	0.26
tblVehicleEF	HHD	1.79	2.2320e-003
tblVehicleEF	HHD	6,364.76	16,864.37
tblVehicleEF	HHD	1,475.79	1,347.67
tblVehicleEF	HHD	5.54	0.02
tblVehicleEF	HHD	25.32	90.68
tblVehicleEF	HHD	2.46	2.72
tblVehicleEF	HHD	0.01	0.05
tblVehicleEF	HHD	0.06	0.06
tblVehicleEF	HHD	0.04	0.04

tblVehicleEF	HHD	0.01	0.03
tblVehicleEF	HHD	5.1000e-005	1.0000e-006
tblVehicleEF	HHD	0.01	0.05
tblVehicleEF	HHD	0.03	0.03
tblVehicleEF	HHD	8.8810e-003	8.8160e-003
tblVehicleEF	HHD	0.01	0.03
tblVehicleEF	HHD	4.7000e-005	1.0000e-006
tblVehicleEF	HHD	8.5000e-005	3.8000e-005
tblVehicleEF	HHD	3.4760e-003	1.2300e-004
tblVehicleEF	HHD	0.91	6.22
tblVehicleEF	HHD	5.2000e-005	2.0000e-005
tblVehicleEF	HHD	0.08	0.05
tblVehicleEF	HHD	2.3300e-004	5.4600e-004
tblVehicleEF	HHD	0.05	1.0000e-006
tblVehicleEF	HHD	0.06	0.16
tblVehicleEF	HHD	0.01	0.01
tblVehicleEF	HHD	8.5000e-005	0.00
tblVehicleEF	HHD	8.5000e-005	3.8000e-005
tblVehicleEF	HHD	3.4760e-003	1.2300e-004
tblVehicleEF	HHD	1.05	7.08
tblVehicleEF	HHD	5.2000e-005	2.0000e-005
tblVehicleEF	HHD	0.13	0.06
tblVehicleEF	HHD	2.3300e-004	5.4600e-004
tblVehicleEF	HHD	0.06	1.0000e-006
tblVehicleEF	LDA	4.2030e-003	2.4750e-003
tblVehicleEF	LDA	5.6230e-003	0.05
tblVehicleEF	LDA	0.57	0.66

tblVehicleEF	LDA	1.19	2.16
tblVehicleEF	LDA	251.29	265.70
tblVehicleEF	LDA	57.15	53.86
tblVehicleEF	LDA	0.05	0.04
tblVehicleEF	LDA	1.6780e-003	1.4710e-003
tblVehicleEF	LDA	2.2790e-003	1.8580e-003
tblVehicleEF	LDA	1.5460e-003	1.3550e-003
tblVehicleEF	LDA	2.0960e-003	1.7080e-003
tblVehicleEF	LDA	0.04	0.27
tblVehicleEF	LDA	0.10	0.10
tblVehicleEF	LDA	0.03	0.21
tblVehicleEF	LDA	0.01	9.4820e-003
tblVehicleEF	LDA	0.03	0.21
tblVehicleEF	LDA	0.08	0.23
tblVehicleEF	LDA	2.5170e-003	2.6290e-003
tblVehicleEF	LDA	5.9200e-004	5.3300e-004
tblVehicleEF	LDA	0.04	0.27
tblVehicleEF	LDA	0.10	0.10
tblVehicleEF	LDA	0.03	0.21
tblVehicleEF	LDA	0.02	0.01
tblVehicleEF	LDA	0.03	0.21
tblVehicleEF	LDA	0.08	0.25
tblVehicleEF	LDA	4.7900e-003	2.8390e-003
tblVehicleEF	LDA	4.6890e-003	0.04
tblVehicleEF	LDA	0.71	0.81
tblVehicleEF	LDA	0.99	1.79
tblVehicleEF	LDA	274.94	290.16

tblVehicleEF	LDA	57.15	53.16
tblVehicleEF	LDA	0.05	0.04
tblVehicleEF	LDA	1.6780e-003	1.4710e-003
tblVehicleEF	LDA	2.2790e-003	1.8580e-003
tblVehicleEF	LDA	1.5460e-003	1.3550e-003
tblVehicleEF	LDA	2.0960e-003	1.7080e-003
tblVehicleEF	LDA	0.09	0.55
tblVehicleEF	LDA	0.12	0.12
tblVehicleEF	LDA	0.07	0.45
tblVehicleEF	LDA	0.01	0.01
tblVehicleEF	LDA	0.03	0.21
tblVehicleEF	LDA	0.06	0.19
tblVehicleEF	LDA	2.7550e-003	2.8710e-003
tblVehicleEF	LDA	5.8800e-004	5.2600e-004
tblVehicleEF	LDA	0.09	0.55
tblVehicleEF	LDA	0.12	0.12
tblVehicleEF	LDA	0.07	0.45
tblVehicleEF	LDA	0.02	0.02
tblVehicleEF	LDA	0.03	0.21
tblVehicleEF	LDA	0.07	0.21
tblVehicleEF	LDA	4.0860e-003	2.4150e-003
tblVehicleEF	LDA	5.5870e-003	0.05
tblVehicleEF	LDA	0.54	0.62
tblVehicleEF	LDA	1.18	2.12
tblVehicleEF	LDA	245.70	259.97
tblVehicleEF	LDA	57.15	53.80
tblVehicleEF	LDA	0.05	0.04

tblVehicleEF	LDA	1.6780e-003	1.4710e-003
tblVehicleEF	LDA	2.2790e-003	1.8580e-003
tblVehicleEF	LDA	1.5460e-003	1.3550e-003
tblVehicleEF	LDA	2.0960e-003	1.7080e-003
tblVehicleEF	LDA	0.05	0.27
tblVehicleEF	LDA	0.11	0.11
tblVehicleEF	LDA	0.03	0.20
tblVehicleEF	LDA	0.01	9.2350e-003
tblVehicleEF	LDA	0.04	0.24
tblVehicleEF	LDA	0.08	0.23
tblVehicleEF	LDA	2.4600e-003	2.5720e-003
tblVehicleEF	LDA	5.9100e-004	5.3200e-004
tblVehicleEF	LDA	0.05	0.27
tblVehicleEF	LDA	0.11	0.11
tblVehicleEF	LDA	0.03	0.20
tblVehicleEF	LDA	0.01	0.01
tblVehicleEF	LDA	0.04	0.24
tblVehicleEF	LDA	0.08	0.25
tblVehicleEF	LDT1	0.01	7.1090e-003
tblVehicleEF	LDT1	0.02	0.08
tblVehicleEF	LDT1	1.54	1.45
tblVehicleEF	LDT1	3.61	2.44
tblVehicleEF	LDT1	313.68	312.14
tblVehicleEF	LDT1	70.93	65.50
tblVehicleEF	LDT1	0.16	0.13
tblVehicleEF	LDT1	2.7050e-003	2.2090e-003
tblVehicleEF	LDT1	3.6920e-003	2.8520e-003

tblVehicleEF	LDT1	2.4910e-003	2.0320e-003
tblVehicleEF	LDT1	3.3960e-003	2.6220e-003
tblVehicleEF	LDT1	0.18	0.85
tblVehicleEF	LDT1	0.33	0.26
tblVehicleEF	LDT1	0.13	0.60
tblVehicleEF	LDT1	0.03	0.03
tblVehicleEF	LDT1	0.20	0.88
tblVehicleEF	LDT1	0.26	0.43
tblVehicleEF	LDT1	3.1570e-003	3.0890e-003
tblVehicleEF	LDT1	7.7300e-004	6.4800e-004
tblVehicleEF	LDT1	0.18	0.85
tblVehicleEF	LDT1	0.33	0.26
tblVehicleEF	LDT1	0.13	0.60
tblVehicleEF	LDT1	0.05	0.05
tblVehicleEF	LDT1	0.20	0.88
tblVehicleEF	LDT1	0.28	0.48
tblVehicleEF	LDT1	0.02	8.0650e-003
tblVehicleEF	LDT1	0.02	0.07
tblVehicleEF	LDT1	1.85	1.75
tblVehicleEF	LDT1	2.97	2.02
tblVehicleEF	LDT1	341.75	337.45
tblVehicleEF	LDT1	70.93	64.59
tblVehicleEF	LDT1	0.14	0.12
tblVehicleEF	LDT1	2.7050e-003	2.2090e-003
tblVehicleEF	LDT1	3.6920e-003	2.8520e-003
tblVehicleEF	LDT1	2.4910e-003	2.0320e-003
tblVehicleEF	LDT1	3.3960e-003	2.6220e-003

tblVehicleEF	LDT1	0.37	1.76
tblVehicleEF	LDT1	0.41	0.33
tblVehicleEF	LDT1	0.27	1.29
tblVehicleEF	LDT1	0.04	0.04
tblVehicleEF	LDT1	0.20	0.88
tblVehicleEF	LDT1	0.21	0.36
tblVehicleEF	LDT1	3.4420e-003	3.3390e-003
tblVehicleEF	LDT1	7.6200e-004	6.3900e-004
tblVehicleEF	LDT1	0.37	1.76
tblVehicleEF	LDT1	0.41	0.33
tblVehicleEF	LDT1	0.27	1.29
tblVehicleEF	LDT1	0.06	0.05
tblVehicleEF	LDT1	0.20	0.88
tblVehicleEF	LDT1	0.23	0.40
tblVehicleEF	LDT1	0.01	6.9430e-003
tblVehicleEF	LDT1	0.02	0.08
tblVehicleEF	LDT1	1.47	1.38
tblVehicleEF	LDT1	3.55	2.40
tblVehicleEF	LDT1	307.06	306.14
tblVehicleEF	LDT1	70.93	65.42
tblVehicleEF	LDT1	0.15	0.12
tblVehicleEF	LDT1	2.7050e-003	2.2090e-003
tblVehicleEF	LDT1	3.6920e-003	2.8520e-003
tblVehicleEF	LDT1	2.4910e-003	2.0320e-003
tblVehicleEF	LDT1	3.3960e-003	2.6220e-003
tblVehicleEF	LDT1	0.19	0.89
tblVehicleEF	LDT1	0.39	0.30

tblVehicleEF	LDT1	0.12	0.55
tblVehicleEF	LDT1	0.03	0.03
tblVehicleEF	LDT1	0.23	1.03
tblVehicleEF	LDT1	0.25	0.43
tblVehicleEF	LDT1	3.0890e-003	3.0290e-003
tblVehicleEF	LDT1	7.7200e-004	6.4700e-004
tblVehicleEF	LDT1	0.19	0.89
tblVehicleEF	LDT1	0.39	0.30
tblVehicleEF	LDT1	0.12	0.55
tblVehicleEF	LDT1	0.05	0.04
tblVehicleEF	LDT1	0.23	1.03
tblVehicleEF	LDT1	0.28	0.47
tblVehicleEF	LDT2	6.3270e-003	4.3120e-003
tblVehicleEF	LDT2	8.1990e-003	0.07
tblVehicleEF	LDT2	0.80	0.98
tblVehicleEF	LDT2	1.67	2.78
tblVehicleEF	LDT2	351.15	334.03
tblVehicleEF	LDT2	79.39	70.30
tblVehicleEF	LDT2	0.09	0.09
tblVehicleEF	LDT2	1.7270e-003	1.5300e-003
tblVehicleEF	LDT2	2.4170e-003	1.9480e-003
tblVehicleEF	LDT2	1.5880e-003	1.4080e-003
tblVehicleEF	LDT2	2.2220e-003	1.7910e-003
tblVehicleEF	LDT2	0.06	0.46
tblVehicleEF	LDT2	0.13	0.15
tblVehicleEF	LDT2	0.05	0.38
tblVehicleEF	LDT2	0.02	0.02

tblVehicleEF	LDT2	0.07	0.48
tblVehicleEF	LDT2	0.11	0.35
tblVehicleEF	LDT2	3.5180e-003	3.3050e-003
tblVehicleEF	LDT2	8.2200e-004	6.9600e-004
tblVehicleEF	LDT2	0.06	0.46
tblVehicleEF	LDT2	0.13	0.15
tblVehicleEF	LDT2	0.05	0.38
tblVehicleEF	LDT2	0.02	0.03
tblVehicleEF	LDT2	0.07	0.48
tblVehicleEF	LDT2	0.12	0.38
tblVehicleEF	LDT2	7.1840e-003	4.9250e-003
tblVehicleEF	LDT2	6.8290e-003	0.06
tblVehicleEF	LDT2	0.97	1.19
tblVehicleEF	LDT2	1.38	2.30
tblVehicleEF	LDT2	383.36	358.66
tblVehicleEF	LDT2	79.39	69.35
tblVehicleEF	LDT2	0.08	0.08
tblVehicleEF	LDT2	1.7270e-003	1.5300e-003
tblVehicleEF	LDT2	2.4170e-003	1.9480e-003
tblVehicleEF	LDT2	1.5880e-003	1.4080e-003
tblVehicleEF	LDT2	2.2220e-003	1.7910e-003
tblVehicleEF	LDT2	0.13	0.95
tblVehicleEF	LDT2	0.15	0.18
tblVehicleEF	LDT2	0.11	0.80
tblVehicleEF	LDT2	0.02	0.02
tblVehicleEF	LDT2	0.07	0.48
tblVehicleEF	LDT2	0.09	0.29

tblVehicleEF	LDT2	3.8420e-003	3.5480e-003
tblVehicleEF	LDT2	8.1700e-004	6.8600e-004
tblVehicleEF	LDT2	0.13	0.95
tblVehicleEF	LDT2	0.15	0.18
tblVehicleEF	LDT2	0.11	0.80
tblVehicleEF	LDT2	0.03	0.03
tblVehicleEF	LDT2	0.07	0.48
tblVehicleEF	LDT2	0.10	0.32
tblVehicleEF	LDT2	6.1560e-003	4.2090e-003
tblVehicleEF	LDT2	8.1410e-003	0.07
tblVehicleEF	LDT2	0.75	0.92
tblVehicleEF	LDT2	1.64	2.74
tblVehicleEF	LDT2	343.55	328.19
tblVehicleEF	LDT2	79.39	70.22
tblVehicleEF	LDT2	0.08	0.09
tblVehicleEF	LDT2	1.7270e-003	1.5300e-003
tblVehicleEF	LDT2	2.4170e-003	1.9480e-003
tblVehicleEF	LDT2	1.5880e-003	1.4080e-003
tblVehicleEF	LDT2	2.2220e-003	1.7910e-003
tblVehicleEF	LDT2	0.06	0.46
tblVehicleEF	LDT2	0.14	0.16
tblVehicleEF	LDT2	0.05	0.35
tblVehicleEF	LDT2	0.02	0.02
tblVehicleEF	LDT2	0.08	0.56
tblVehicleEF	LDT2	0.11	0.35
tblVehicleEF	LDT2	3.4410e-003	3.2470e-003
tblVehicleEF	LDT2	8.2200e-004	6.9500e-004

tblVehicleEF	LDT2	0.06	0.46
tblVehicleEF	LDT2	0.14	0.16
tblVehicleEF	LDT2	0.05	0.35
tblVehicleEF	LDT2	0.02	0.03
tblVehicleEF	LDT2	0.08	0.56
tblVehicleEF	LDT2	0.12	0.38
tblVehicleEF	LHD1	5.2170e-003	0.07
tblVehicleEF	LHD1	0.01	6.5090e-003
tblVehicleEF	LHD1	0.02	0.02
tblVehicleEF	LHD1	0.14	2.39
tblVehicleEF	LHD1	1.07	0.88
tblVehicleEF	LHD1	2.60	1.03
tblVehicleEF	LHD1	9.23	128.99
tblVehicleEF	LHD1	609.20	648.62
tblVehicleEF	LHD1	30.40	10.79
tblVehicleEF	LHD1	0.09	1.09
tblVehicleEF	LHD1	2.12	1.54
tblVehicleEF	LHD1	9.6500e-004	0.01
tblVehicleEF	LHD1	0.01	9.9680e-003
tblVehicleEF	LHD1	0.01	0.01
tblVehicleEF	LHD1	9.5800e-004	2.6300e-004
tblVehicleEF	LHD1	9.2400e-004	0.01
tblVehicleEF	LHD1	2.5390e-003	2.4920e-003
tblVehicleEF	LHD1	0.01	0.01
tblVehicleEF	LHD1	8.8100e-004	2.4200e-004
tblVehicleEF	LHD1	3.7070e-003	0.04
tblVehicleEF	LHD1	0.11	0.09

tblVehicleEF	LHD1	0.02	0.29
tblVehicleEF	LHD1	1.8240e-003	0.02
tblVehicleEF	LHD1	0.08	0.07
tblVehicleEF	LHD1	0.35	0.60
tblVehicleEF	LHD1	0.27	0.08
tblVehicleEF	LHD1	9.2000e-005	1.2480e-003
tblVehicleEF	LHD1	5.9760e-003	6.3130e-003
tblVehicleEF	LHD1	3.5300e-004	1.0700e-004
tblVehicleEF	LHD1	3.7070e-003	0.04
tblVehicleEF	LHD1	0.11	0.09
tblVehicleEF	LHD1	0.02	0.40
tblVehicleEF	LHD1	1.8240e-003	0.02
tblVehicleEF	LHD1	0.10	0.08
tblVehicleEF	LHD1	0.35	0.60
tblVehicleEF	LHD1	0.29	0.09
tblVehicleEF	LHD1	5.2170e-003	0.07
tblVehicleEF	LHD1	0.01	6.6670e-003
tblVehicleEF	LHD1	0.02	0.02
tblVehicleEF	LHD1	0.14	2.39
tblVehicleEF	LHD1	1.09	0.90
tblVehicleEF	LHD1	2.43	0.97
tblVehicleEF	LHD1	9.23	128.99
tblVehicleEF	LHD1	609.20	648.66
tblVehicleEF	LHD1	30.40	10.67
tblVehicleEF	LHD1	0.09	1.09
tblVehicleEF	LHD1	1.98	1.44
tblVehicleEF	LHD1	9.6500e-004	0.01

tblVehicleEF	LHD1	0.01	9.9680e-003
tblVehicleEF	LHD1	0.01	0.01
tblVehicleEF	LHD1	9.5800e-004	2.6300e-004
tblVehicleEF	LHD1	9.2400e-004	0.01
tblVehicleEF	LHD1	2.5390e-003	2.4920e-003
tblVehicleEF	LHD1	0.01	0.01
tblVehicleEF	LHD1	8.8100e-004	2.4200e-004
tblVehicleEF	LHD1	7.3080e-003	0.09
tblVehicleEF	LHD1	0.13	0.11
tblVehicleEF	LHD1	0.02	0.29
tblVehicleEF	LHD1	4.1220e-003	0.05
tblVehicleEF	LHD1	0.09	0.07
tblVehicleEF	LHD1	0.36	0.60
tblVehicleEF	LHD1	0.25	0.08
tblVehicleEF	LHD1	9.2000e-005	1.2480e-003
tblVehicleEF	LHD1	5.9770e-003	6.3140e-003
tblVehicleEF	LHD1	3.5000e-004	1.0600e-004
tblVehicleEF	LHD1	7.3080e-003	0.09
tblVehicleEF	LHD1	0.13	0.11
tblVehicleEF	LHD1	0.02	0.40
tblVehicleEF	LHD1	4.1220e-003	0.05
tblVehicleEF	LHD1	0.11	0.09
tblVehicleEF	LHD1	0.36	0.60
tblVehicleEF	LHD1	0.28	0.08
tblVehicleEF	LHD1	5.2170e-003	0.07
tblVehicleEF	LHD1	0.01	6.5250e-003
tblVehicleEF	LHD1	0.02	0.02

tblVehicleEF	LHD1	0.14	2.39
tblVehicleEF	LHD1	1.07	0.89
tblVehicleEF	LHD1	2.55	1.02
tblVehicleEF	LHD1	9.23	128.99
tblVehicleEF	LHD1	609.20	648.63
tblVehicleEF	LHD1	30.40	10.76
tblVehicleEF	LHD1	0.09	1.09
tblVehicleEF	LHD1	2.08	1.51
tblVehicleEF	LHD1	9.6500e-004	0.01
tblVehicleEF	LHD1	0.01	9.9680e-003
tblVehicleEF	LHD1	0.01	0.01
tblVehicleEF	LHD1	9.5800e-004	2.6300e-004
tblVehicleEF	LHD1	9.2400e-004	0.01
tblVehicleEF	LHD1	2.5390e-003	2.4920e-003
tblVehicleEF	LHD1	0.01	0.01
tblVehicleEF	LHD1	8.8100e-004	2.4200e-004
tblVehicleEF	LHD1	4.0430e-003	0.05
tblVehicleEF	LHD1	0.13	0.10
tblVehicleEF	LHD1	0.02	0.29
tblVehicleEF	LHD1	1.7940e-003	0.02
tblVehicleEF	LHD1	0.08	0.07
tblVehicleEF	LHD1	0.38	0.64
tblVehicleEF	LHD1	0.26	0.08
tblVehicleEF	LHD1	9.2000e-005	1.2480e-003
tblVehicleEF	LHD1	5.9760e-003	6.3130e-003
tblVehicleEF	LHD1	3.5200e-004	1.0600e-004
tblVehicleEF	LHD1	4.0430e-003	0.05

tblVehicleEF	LHD1	0.13	0.10
tblVehicleEF	LHD1	0.02	0.40
tblVehicleEF	LHD1	1.7940e-003	0.02
tblVehicleEF	LHD1	0.10	0.08
tblVehicleEF	LHD1	0.38	0.64
tblVehicleEF	LHD1	0.29	0.09
tblVehicleEF	LHD2	3.5950e-003	0.04
tblVehicleEF	LHD2	4.6110e-003	4.1580e-003
tblVehicleEF	LHD2	8.1370e-003	9.5080e-003
tblVehicleEF	LHD2	0.12	1.83
tblVehicleEF	LHD2	0.50	0.56
tblVehicleEF	LHD2	1.20	0.61
tblVehicleEF	LHD2	14.27	193.92
tblVehicleEF	LHD2	608.52	648.96
tblVehicleEF	LHD2	24.46	7.78
tblVehicleEF	LHD2	0.11	1.53
tblVehicleEF	LHD2	1.49	1.65
tblVehicleEF	LHD2	1.2830e-003	0.02
tblVehicleEF	LHD2	0.01	0.01
tblVehicleEF	LHD2	0.01	0.01
tblVehicleEF	LHD2	4.0000e-004	1.2600e-004
tblVehicleEF	LHD2	1.2280e-003	0.02
tblVehicleEF	LHD2	2.6860e-003	2.6930e-003
tblVehicleEF	LHD2	0.01	0.01
tblVehicleEF	LHD2	3.6800e-004	1.1600e-004
tblVehicleEF	LHD2	1.3070e-003	0.02
tblVehicleEF	LHD2	0.04	0.05

tblVehicleEF	LHD2	0.01	0.22
tblVehicleEF	LHD2	7.0300e-004	0.01
tblVehicleEF	LHD2	0.06	0.06
tblVehicleEF	LHD2	0.09	0.29
tblVehicleEF	LHD2	0.11	0.05
tblVehicleEF	LHD2	1.3900e-004	1.8530e-003
tblVehicleEF	LHD2	5.9200e-003	6.2610e-003
tblVehicleEF	LHD2	2.6700e-004	7.7000e-005
tblVehicleEF	LHD2	1.3070e-003	0.02
tblVehicleEF	LHD2	0.04	0.05
tblVehicleEF	LHD2	0.02	0.30
tblVehicleEF	LHD2	7.0300e-004	0.01
tblVehicleEF	LHD2	0.07	0.07
tblVehicleEF	LHD2	0.09	0.29
tblVehicleEF	LHD2	0.12	0.05
tblVehicleEF	LHD2	3.5950e-003	0.04
tblVehicleEF	LHD2	4.6760e-003	4.2030e-003
tblVehicleEF	LHD2	7.7630e-003	9.0810e-003
tblVehicleEF	LHD2	0.12	1.83
tblVehicleEF	LHD2	0.50	0.56
tblVehicleEF	LHD2	1.13	0.57
tblVehicleEF	LHD2	14.27	193.92
tblVehicleEF	LHD2	608.52	648.97
tblVehicleEF	LHD2	24.46	7.71
tblVehicleEF	LHD2	0.11	1.53
tblVehicleEF	LHD2	1.40	1.55
tblVehicleEF	LHD2	1.2830e-003	0.02

tblVehicleEF	LHD2	0.01	0.01
tblVehicleEF	LHD2	0.01	0.01
tblVehicleEF	LHD2	4.0000e-004	1.2600e-004
tblVehicleEF	LHD2	1.2280e-003	0.02
tblVehicleEF	LHD2	2.6860e-003	2.6930e-003
tblVehicleEF	LHD2	0.01	0.01
tblVehicleEF	LHD2	3.6800e-004	1.1600e-004
tblVehicleEF	LHD2	2.5220e-003	0.04
tblVehicleEF	LHD2	0.04	0.06
tblVehicleEF	LHD2	0.01	0.22
tblVehicleEF	LHD2	1.5220e-003	0.02
tblVehicleEF	LHD2	0.06	0.06
tblVehicleEF	LHD2	0.09	0.29
tblVehicleEF	LHD2	0.10	0.04
tblVehicleEF	LHD2	1.3900e-004	1.8530e-003
tblVehicleEF	LHD2	5.9200e-003	6.2610e-003
tblVehicleEF	LHD2	2.6500e-004	7.6000e-005
tblVehicleEF	LHD2	2.5220e-003	0.04
tblVehicleEF	LHD2	0.04	0.06
tblVehicleEF	LHD2	0.02	0.30
tblVehicleEF	LHD2	1.5220e-003	0.02
tblVehicleEF	LHD2	0.07	0.07
tblVehicleEF	LHD2	0.09	0.29
tblVehicleEF	LHD2	0.11	0.05
tblVehicleEF	LHD2	3.5950e-003	0.04
tblVehicleEF	LHD2	4.6180e-003	4.1630e-003
tblVehicleEF	LHD2	8.0640e-003	9.4270e-003

tblVehicleEF	LHD2	0.12	1.83
tblVehicleEF	LHD2	0.50	0.56
tblVehicleEF	LHD2	1.19	0.60
tblVehicleEF	LHD2	14.27	193.92
tblVehicleEF	LHD2	608.52	648.96
tblVehicleEF	LHD2	24.46	7.77
tblVehicleEF	LHD2	0.11	1.53
tblVehicleEF	LHD2	1.46	1.62
tblVehicleEF	LHD2	1.2830e-003	0.02
tblVehicleEF	LHD2	0.01	0.01
tblVehicleEF	LHD2	0.01	0.01
tblVehicleEF	LHD2	4.0000e-004	1.2600e-004
tblVehicleEF	LHD2	1.2280e-003	0.02
tblVehicleEF	LHD2	2.6860e-003	2.6930e-003
tblVehicleEF	LHD2	0.01	0.01
tblVehicleEF	LHD2	3.6800e-004	1.1600e-004
tblVehicleEF	LHD2	1.3460e-003	0.02
tblVehicleEF	LHD2	0.04	0.05
tblVehicleEF	LHD2	0.01	0.22
tblVehicleEF	LHD2	6.8700e-004	0.01
tblVehicleEF	LHD2	0.06	0.06
tblVehicleEF	LHD2	0.10	0.31
tblVehicleEF	LHD2	0.11	0.05
tblVehicleEF	LHD2	1.3900e-004	1.8530e-003
tblVehicleEF	LHD2	5.9200e-003	6.2610e-003
tblVehicleEF	LHD2	2.6600e-004	7.7000e-005
tblVehicleEF	LHD2	1.3460e-003	0.02

tblVehicleEF	LHD2	0.04	0.05
tblVehicleEF	LHD2	0.02	0.30
tblVehicleEF	LHD2	6.8700e-004	0.01
tblVehicleEF	LHD2	0.07	0.07
tblVehicleEF	LHD2	0.10	0.31
tblVehicleEF	LHD2	0.12	0.05
tblVehicleEF	MCY	0.43	0.33
tblVehicleEF	MCY	0.16	0.25
tblVehicleEF	MCY	20.55	20.74
tblVehicleEF	MCY	9.93	8.78
tblVehicleEF	MCY	167.73	210.98
tblVehicleEF	MCY	46.45	61.55
tblVehicleEF	MCY	1.16	1.17
tblVehicleEF	MCY	1.8610e-003	1.8280e-003
tblVehicleEF	MCY	3.6730e-003	3.0520e-003
tblVehicleEF	MCY	1.7420e-003	1.7110e-003
tblVehicleEF	MCY	3.4650e-003	2.8770e-003
tblVehicleEF	MCY	1.45	2.89
tblVehicleEF	MCY	0.84	0.84
tblVehicleEF	MCY	0.80	1.59
tblVehicleEF	MCY	2.23	2.23
tblVehicleEF	MCY	0.49	2.04
tblVehicleEF	MCY	2.16	1.90
tblVehicleEF	MCY	2.0770e-003	2.0880e-003
tblVehicleEF	MCY	6.9000e-004	6.0900e-004
tblVehicleEF	MCY	1.45	2.89
tblVehicleEF	MCY	0.84	0.84

tblVehicleEF	MCY	0.80	1.59
tblVehicleEF	MCY	2.74	2.74
tblVehicleEF	MCY	0.49	2.04
tblVehicleEF	MCY	2.35	2.07
tblVehicleEF	MCY	0.42	0.32
tblVehicleEF	MCY	0.14	0.22
tblVehicleEF	MCY	20.68	20.87
tblVehicleEF	MCY	9.05	7.97
tblVehicleEF	MCY	167.73	210.98
tblVehicleEF	MCY	46.45	59.35
tblVehicleEF	MCY	0.99	0.99
tblVehicleEF	MCY	1.8610e-003	1.8280e-003
tblVehicleEF	MCY	3.6730e-003	3.0520e-003
tblVehicleEF	MCY	1.7420e-003	1.7110e-003
tblVehicleEF	MCY	3.4650e-003	2.8770e-003
tblVehicleEF	MCY	3.14	6.27
tblVehicleEF	MCY	1.27	1.28
tblVehicleEF	MCY	2.13	4.24
tblVehicleEF	MCY	2.17	2.17
tblVehicleEF	MCY	0.49	2.03
tblVehicleEF	MCY	1.86	1.63
tblVehicleEF	MCY	2.0770e-003	2.0880e-003
tblVehicleEF	MCY	6.6700e-004	5.8700e-004
tblVehicleEF	MCY	3.14	6.27
tblVehicleEF	MCY	1.27	1.28
tblVehicleEF	MCY	2.13	4.24
tblVehicleEF	MCY	2.67	2.67

tblVehicleEF	MCY	0.49	2.03
tblVehicleEF	MCY	2.02	1.77
tblVehicleEF	MCY	0.42	0.32
tblVehicleEF	MCY	0.15	0.24
tblVehicleEF	MCY	19.63	19.79
tblVehicleEF	MCY	9.55	8.43
tblVehicleEF	MCY	167.73	209.35
tblVehicleEF	MCY	46.45	60.75
tblVehicleEF	MCY	1.12	1.12
tblVehicleEF	MCY	1.8610e-003	1.8280e-003
tblVehicleEF	MCY	3.6730e-003	3.0520e-003
tblVehicleEF	MCY	1.7420e-003	1.7110e-003
tblVehicleEF	MCY	3.4650e-003	2.8770e-003
tblVehicleEF	MCY	1.71	3.40
tblVehicleEF	MCY	1.13	1.12
tblVehicleEF	MCY	0.72	1.42
tblVehicleEF	MCY	2.19	2.20
tblVehicleEF	MCY	0.56	2.32
tblVehicleEF	MCY	2.08	1.83
tblVehicleEF	MCY	2.0610e-003	2.0720e-003
tblVehicleEF	MCY	6.8200e-004	6.0100e-004
tblVehicleEF	MCY	1.71	3.40
tblVehicleEF	MCY	1.13	1.12
tblVehicleEF	MCY	0.72	1.42
tblVehicleEF	MCY	2.69	2.69
tblVehicleEF	MCY	0.56	2.32
tblVehicleEF	MCY	2.27	1.99

tblVehicleEF	MDV	0.01	5.5850e-003
tblVehicleEF	MDV	0.02	0.09
tblVehicleEF	MDV	1.35	1.14
tblVehicleEF	MDV	3.25	3.33
tblVehicleEF	MDV	483.94	414.18
tblVehicleEF	MDV	107.92	87.05
tblVehicleEF	MDV	0.17	0.12
tblVehicleEF	MDV	1.8260e-003	1.6380e-003
tblVehicleEF	MDV	2.5170e-003	2.0560e-003
tblVehicleEF	MDV	1.6830e-003	1.5110e-003
tblVehicleEF	MDV	2.3150e-003	1.8910e-003
tblVehicleEF	MDV	0.10	0.53
tblVehicleEF	MDV	0.20	0.17
tblVehicleEF	MDV	0.08	0.46
tblVehicleEF	MDV	0.03	0.02
tblVehicleEF	MDV	0.11	0.52
tblVehicleEF	MDV	0.25	0.45
tblVehicleEF	MDV	4.8500e-003	4.0950e-003
tblVehicleEF	MDV	1.1370e-003	8.6100e-004
tblVehicleEF	MDV	0.10	0.53
tblVehicleEF	MDV	0.20	0.17
tblVehicleEF	MDV	0.08	0.46
tblVehicleEF	MDV	0.05	0.03
tblVehicleEF	MDV	0.11	0.52
tblVehicleEF	MDV	0.28	0.50
tblVehicleEF	MDV	0.01	6.3910e-003
tblVehicleEF	MDV	0.02	0.08

tblVehicleEF	MDV	1.64	1.39
tblVehicleEF	MDV	2.69	2.75
tblVehicleEF	MDV	526.85	440.29
tblVehicleEF	MDV	107.92	85.88
tblVehicleEF	MDV	0.16	0.11
tblVehicleEF	MDV	1.8260e-003	1.6380e-003
tblVehicleEF	MDV	2.5170e-003	2.0560e-003
tblVehicleEF	MDV	1.6830e-003	1.5110e-003
tblVehicleEF	MDV	2.3150e-003	1.8910e-003
tblVehicleEF	MDV	0.20	1.07
tblVehicleEF	MDV	0.23	0.20
tblVehicleEF	MDV	0.17	0.95
tblVehicleEF	MDV	0.04	0.03
tblVehicleEF	MDV	0.11	0.52
tblVehicleEF	MDV	0.21	0.38
tblVehicleEF	MDV	5.2830e-003	4.3530e-003
tblVehicleEF	MDV	1.1260e-003	8.5000e-004
tblVehicleEF	MDV	0.20	1.07
tblVehicleEF	MDV	0.23	0.20
tblVehicleEF	MDV	0.17	0.95
tblVehicleEF	MDV	0.05	0.04
tblVehicleEF	MDV	0.11	0.52
tblVehicleEF	MDV	0.23	0.42
tblVehicleEF	MDV	0.01	5.4380e-003
tblVehicleEF	MDV	0.02	0.09
tblVehicleEF	MDV	1.28	1.08
tblVehicleEF	MDV	3.20	3.28

tblVehicleEF	MDV	473.93	407.99
tblVehicleEF	MDV	107.92	86.95
tblVehicleEF	MDV	0.16	0.11
tblVehicleEF	MDV	1.8260e-003	1.6380e-003
tblVehicleEF	MDV	2.5170e-003	2.0560e-003
tblVehicleEF	MDV	1.6830e-003	1.5110e-003
tblVehicleEF	MDV	2.3150e-003	1.8910e-003
tblVehicleEF	MDV	0.10	0.51
tblVehicleEF	MDV	0.22	0.19
tblVehicleEF	MDV	0.08	0.43
tblVehicleEF	MDV	0.03	0.02
tblVehicleEF	MDV	0.13	0.60
tblVehicleEF	MDV	0.25	0.45
tblVehicleEF	MDV	4.7490e-003	4.0340e-003
tblVehicleEF	MDV	1.1360e-003	8.6000e-004
tblVehicleEF	MDV	0.10	0.51
tblVehicleEF	MDV	0.22	0.19
tblVehicleEF	MDV	0.08	0.43
tblVehicleEF	MDV	0.04	0.03
tblVehicleEF	MDV	0.13	0.60
tblVehicleEF	MDV	0.27	0.49
tblVehicleEF	MH	0.04	3.7970e-003
tblVehicleEF	MH	0.03	0.00
tblVehicleEF	MH	3.07	0.36
tblVehicleEF	MH	6.43	0.00
tblVehicleEF	MH	1,045.05	951.23
tblVehicleEF	MH	59.49	0.00

tblVehicleEF	MH	1.54	4.54
tblVehicleEF	MH	0.01	0.02
tblVehicleEF	MH	0.04	0.14
tblVehicleEF	MH	1.1740e-003	0.00
tblVehicleEF	MH	3.2230e-003	4.0000e-003
tblVehicleEF	MH	0.04	0.14
tblVehicleEF	MH	1.0790e-003	0.00
tblVehicleEF	MH	1.47	0.00
tblVehicleEF	MH	0.09	0.00
tblVehicleEF	MH	0.51	0.00
tblVehicleEF	MH	0.10	0.08
tblVehicleEF	MH	0.03	0.00
tblVehicleEF	MH	0.37	0.00
tblVehicleEF	MH	0.01	8.9930e-003
tblVehicleEF	MH	7.0700e-004	0.00
tblVehicleEF	MH	1.47	0.00
tblVehicleEF	MH	0.09	0.00
tblVehicleEF	MH	0.51	0.00
tblVehicleEF	MH	0.14	0.09
tblVehicleEF	MH	0.03	0.00
tblVehicleEF	MH	0.40	0.00
tblVehicleEF	MH	0.04	3.7970e-003
tblVehicleEF	MH	0.03	0.00
tblVehicleEF	MH	3.19	0.36
tblVehicleEF	MH	5.84	0.00
tblVehicleEF	MH	1,045.05	951.23
tblVehicleEF	MH	59.49	0.00

tblVehicleEF	MH	1.41	4.26
tblVehicleEF	MH	0.01	0.02
tblVehicleEF	MH	0.04	0.14
tblVehicleEF	MH	1.1740e-003	0.00
tblVehicleEF	MH	3.2230e-003	4.0000e-003
tblVehicleEF	MH	0.04	0.14
tblVehicleEF	MH	1.0790e-003	0.00
tblVehicleEF	MH	2.91	0.00
tblVehicleEF	MH	0.11	0.00
tblVehicleEF	MH	1.21	0.00
tblVehicleEF	MH	0.11	0.08
tblVehicleEF	MH	0.03	0.00
tblVehicleEF	MH	0.34	0.00
tblVehicleEF	MH	0.01	8.9930e-003
tblVehicleEF	MH	6.9700e-004	0.00
tblVehicleEF	MH	2.91	0.00
tblVehicleEF	MH	0.11	0.00
tblVehicleEF	MH	1.21	0.00
tblVehicleEF	MH	0.15	0.09
tblVehicleEF	MH	0.03	0.00
tblVehicleEF	MH	0.38	0.00
tblVehicleEF	MH	0.04	3.7970e-003
tblVehicleEF	MH	0.03	0.00
tblVehicleEF	MH	3.08	0.36
tblVehicleEF	MH	6.36	0.00
tblVehicleEF	MH	1,045.05	951.23
tblVehicleEF	MH	59.49	0.00

tblVehicleEF	MH	1.51	4.46
tblVehicleEF	MH	0.01	0.02
tblVehicleEF	MH	0.04	0.14
tblVehicleEF	MH	1.1740e-003	0.00
tblVehicleEF	MH	3.2230e-003	4.0000e-003
tblVehicleEF	MH	0.04	0.14
tblVehicleEF	MH	1.0790e-003	0.00
tblVehicleEF	MH	1.75	0.00
tblVehicleEF	MH	0.11	0.00
tblVehicleEF	MH	0.53	0.00
tblVehicleEF	MH	0.10	0.08
tblVehicleEF	MH	0.03	0.00
tblVehicleEF	MH	0.37	0.00
tblVehicleEF	MH	0.01	8.9930e-003
tblVehicleEF	MH	7.0600e-004	0.00
tblVehicleEF	MH	1.75	0.00
tblVehicleEF	MH	0.11	0.00
tblVehicleEF	MH	0.53	0.00
tblVehicleEF	MH	0.15	0.09
tblVehicleEF	MH	0.03	0.00
tblVehicleEF	MH	0.40	0.00
tblVehicleEF	MHD	0.02	0.04
tblVehicleEF	MHD	3.5160e-003	3.4880e-003
tblVehicleEF	MHD	0.05	8.5120e-003
tblVehicleEF	MHD	0.32	3.72
tblVehicleEF	MHD	0.27	0.35
tblVehicleEF	MHD	5.32	0.97

tblVehicleEF	MHD	156.91	763.26
tblVehicleEF	MHD	1,101.52	999.60
tblVehicleEF	MHD	52.43	8.24
tblVehicleEF	MHD	0.60	5.60
tblVehicleEF	MHD	0.99	1.54
tblVehicleEF	MHD	3.8600e-004	0.01
tblVehicleEF	MHD	5.0030e-003	0.03
tblVehicleEF	MHD	7.6400e-004	1.0000e-004
tblVehicleEF	MHD	3.6900e-004	0.01
tblVehicleEF	MHD	4.7830e-003	0.03
tblVehicleEF	MHD	7.0300e-004	9.2000e-005
tblVehicleEF	MHD	1.2800e-003	6.5510e-003
tblVehicleEF	MHD	0.04	0.02
tblVehicleEF	MHD	0.02	0.20
tblVehicleEF	MHD	6.5100e-004	3.3140e-003
tblVehicleEF	MHD	0.04	0.05
tblVehicleEF	MHD	0.02	0.11
tblVehicleEF	MHD	0.32	0.04
tblVehicleEF	MHD	1.5080e-003	7.2390e-003
tblVehicleEF	MHD	0.01	9.5250e-003
tblVehicleEF	MHD	6.1700e-004	8.2000e-005
tblVehicleEF	MHD	1.2800e-003	6.5510e-003
tblVehicleEF	MHD	0.04	0.02
tblVehicleEF	MHD	0.03	0.26
tblVehicleEF	MHD	6.5100e-004	3.3140e-003
tblVehicleEF	MHD	0.04	0.06
tblVehicleEF	MHD	0.02	0.11

tblVehicleEF	MHD	0.35	0.05
tblVehicleEF	MHD	0.02	0.03
tblVehicleEF	MHD	3.5800e-003	3.5290e-003
tblVehicleEF	MHD	0.05	8.1180e-003
tblVehicleEF	MHD	0.24	3.14
tblVehicleEF	MHD	0.28	0.36
tblVehicleEF	MHD	4.97	0.91
tblVehicleEF	MHD	166.20	771.16
tblVehicleEF	MHD	1,101.52	999.60
tblVehicleEF	MHD	52.43	8.13
tblVehicleEF	MHD	0.62	5.60
tblVehicleEF	MHD	0.92	1.44
tblVehicleEF	MHD	3.2500e-004	0.01
tblVehicleEF	MHD	5.0030e-003	0.03
tblVehicleEF	MHD	7.6400e-004	1.0000e-004
tblVehicleEF	MHD	3.1100e-004	0.01
tblVehicleEF	MHD	4.7830e-003	0.03
tblVehicleEF	MHD	7.0300e-004	9.2000e-005
tblVehicleEF	MHD	2.5300e-003	0.01
tblVehicleEF	MHD	0.05	0.02
tblVehicleEF	MHD	0.02	0.19
tblVehicleEF	MHD	1.5010e-003	7.6700e-003
tblVehicleEF	MHD	0.04	0.05
tblVehicleEF	MHD	0.02	0.11
tblVehicleEF	MHD	0.30	0.04
tblVehicleEF	MHD	1.5950e-003	7.3150e-003
tblVehicleEF	MHD	0.01	9.5250e-003

tblVehicleEF	MHD	6.1100e-004	8.1000e-005
tblVehicleEF	MHD	2.5300e-003	0.01
tblVehicleEF	MHD	0.05	0.02
tblVehicleEF	MHD	0.03	0.25
tblVehicleEF	MHD	1.5010e-003	7.6700e-003
tblVehicleEF	MHD	0.04	0.06
tblVehicleEF	MHD	0.02	0.11
tblVehicleEF	MHD	0.33	0.05
tblVehicleEF	MHD	0.02	0.04
tblVehicleEF	MHD	3.5220e-003	3.4910e-003
tblVehicleEF	MHD	0.05	8.4150e-003
tblVehicleEF	MHD	0.45	4.54
tblVehicleEF	MHD	0.27	0.35
tblVehicleEF	MHD	5.23	0.96
tblVehicleEF	MHD	144.06	752.30
tblVehicleEF	MHD	1,101.52	999.60
tblVehicleEF	MHD	52.43	8.22
tblVehicleEF	MHD	0.57	5.60
tblVehicleEF	MHD	0.97	1.51
tblVehicleEF	MHD	4.7000e-004	0.02
tblVehicleEF	MHD	5.0030e-003	0.03
tblVehicleEF	MHD	7.6400e-004	1.0000e-004
tblVehicleEF	MHD	4.4900e-004	0.02
tblVehicleEF	MHD	4.7830e-003	0.03
tblVehicleEF	MHD	7.0300e-004	9.2000e-005
tblVehicleEF	MHD	1.3890e-003	7.1340e-003
tblVehicleEF	MHD	0.05	0.02

tblVehicleEF	MHD	0.03	0.21
tblVehicleEF	MHD	6.4000e-004	3.2580e-003
tblVehicleEF	MHD	0.04	0.05
tblVehicleEF	MHD	0.02	0.12
tblVehicleEF	MHD	0.32	0.04
tblVehicleEF	MHD	1.3860e-003	7.1340e-003
tblVehicleEF	MHD	0.01	9.5250e-003
tblVehicleEF	MHD	6.1600e-004	8.1000e-005
tblVehicleEF	MHD	1.3890e-003	7.1340e-003
tblVehicleEF	MHD	0.05	0.02
tblVehicleEF	MHD	0.04	0.28
tblVehicleEF	MHD	6.4000e-004	3.2580e-003
tblVehicleEF	MHD	0.04	0.06
tblVehicleEF	MHD	0.02	0.12
tblVehicleEF	MHD	0.35	0.05
tblVehicleEF	OBUS	0.01	0.15
tblVehicleEF	OBUS	9.9110e-003	8.5440e-003
tblVehicleEF	OBUS	0.03	0.03
tblVehicleEF	OBUS	0.26	8.14
tblVehicleEF	OBUS	0.63	0.98
tblVehicleEF	OBUS	6.27	2.73
tblVehicleEF	OBUS	70.35	1,123.19
tblVehicleEF	OBUS	1,121.50	1,475.42
tblVehicleEF	OBUS	70.70	21.88
tblVehicleEF	OBUS	0.28	4.83
tblVehicleEF	OBUS	0.97	1.13
tblVehicleEF	OBUS	6.4000e-005	8.4380e-003

tblVehicleEF	OBUS	4.6440e-003	0.01
tblVehicleEF	OBUS	9.2900e-004	2.3000e-004
tblVehicleEF	OBUS	6.1000e-005	8.0730e-003
tblVehicleEF	OBUS	4.4220e-003	0.01
tblVehicleEF	OBUS	8.5400e-004	2.1200e-004
tblVehicleEF	OBUS	2.1800e-003	0.05
tblVehicleEF	OBUS	0.02	0.03
tblVehicleEF	OBUS	0.04	0.82
tblVehicleEF	OBUS	9.3100e-004	0.02
tblVehicleEF	OBUS	0.04	0.06
tblVehicleEF	OBUS	0.05	0.31
tblVehicleEF	OBUS	0.38	0.13
tblVehicleEF	OBUS	6.8400e-004	0.01
tblVehicleEF	OBUS	0.01	0.01
tblVehicleEF	OBUS	8.1700e-004	2.1700e-004
tblVehicleEF	OBUS	2.1800e-003	0.05
tblVehicleEF	OBUS	0.02	0.03
tblVehicleEF	OBUS	0.05	1.10
tblVehicleEF	OBUS	9.3100e-004	0.02
tblVehicleEF	OBUS	0.06	0.07
tblVehicleEF	OBUS	0.05	0.31
tblVehicleEF	OBUS	0.42	0.14
tblVehicleEF	OBUS	0.01	0.16
tblVehicleEF	OBUS	0.01	8.7760e-003
tblVehicleEF	OBUS	0.03	0.02
tblVehicleEF	OBUS	0.26	8.00
tblVehicleEF	OBUS	0.65	1.01

tblVehicleEF	OBUS	5.74	2.51
tblVehicleEF	OBUS	73.50	1,120.89
tblVehicleEF	OBUS	1,121.50	1,475.46
tblVehicleEF	OBUS	70.70	21.50
tblVehicleEF	OBUS	0.29	4.72
tblVehicleEF	OBUS	0.90	1.04
tblVehicleEF	OBUS	5.4000e-005	7.1700e-003
tblVehicleEF	OBUS	4.6440e-003	0.01
tblVehicleEF	OBUS	9.2900e-004	2.3000e-004
tblVehicleEF	OBUS	5.1000e-005	6.8600e-003
tblVehicleEF	OBUS	4.4220e-003	0.01
tblVehicleEF	OBUS	8.5400e-004	2.1200e-004
tblVehicleEF	OBUS	4.2350e-003	0.09
tblVehicleEF	OBUS	0.02	0.03
tblVehicleEF	OBUS	0.03	0.83
tblVehicleEF	OBUS	2.1330e-003	0.04
tblVehicleEF	OBUS	0.05	0.06
tblVehicleEF	OBUS	0.05	0.31
tblVehicleEF	OBUS	0.36	0.12
tblVehicleEF	OBUS	7.1400e-004	0.01
tblVehicleEF	OBUS	0.01	0.01
tblVehicleEF	OBUS	8.0800e-004	2.1300e-004
tblVehicleEF	OBUS	4.2350e-003	0.09
tblVehicleEF	OBUS	0.02	0.03
tblVehicleEF	OBUS	0.05	1.11
tblVehicleEF	OBUS	2.1330e-003	0.04
tblVehicleEF	OBUS	0.06	0.08

tblVehicleEF	OBUS	0.05	0.31
tblVehicleEF	OBUS	0.40	0.14
tblVehicleEF	OBUS	0.01	0.15
tblVehicleEF	OBUS	9.9380e-003	8.5700e-003
tblVehicleEF	OBUS	0.03	0.03
tblVehicleEF	OBUS	0.28	8.35
tblVehicleEF	OBUS	0.63	0.99
tblVehicleEF	OBUS	6.22	2.71
tblVehicleEF	OBUS	66.00	1,126.37
tblVehicleEF	OBUS	1,121.50	1,475.42
tblVehicleEF	OBUS	70.70	21.85
tblVehicleEF	OBUS	0.27	4.99
tblVehicleEF	OBUS	0.96	1.11
tblVehicleEF	OBUS	7.7000e-005	0.01
tblVehicleEF	OBUS	4.6440e-003	0.01
tblVehicleEF	OBUS	9.2900e-004	2.3000e-004
tblVehicleEF	OBUS	7.4000e-005	9.7470e-003
tblVehicleEF	OBUS	4.4220e-003	0.01
tblVehicleEF	OBUS	8.5400e-004	2.1200e-004
tblVehicleEF	OBUS	2.3200e-003	0.05
tblVehicleEF	OBUS	0.02	0.03
tblVehicleEF	OBUS	0.04	0.81
tblVehicleEF	OBUS	9.4100e-004	0.02
tblVehicleEF	OBUS	0.04	0.06
tblVehicleEF	OBUS	0.05	0.33
tblVehicleEF	OBUS	0.38	0.13
tblVehicleEF	OBUS	6.4200e-004	0.01

tblVehicleEF	OBUS	0.01	0.01
tblVehicleEF	OBUS	8.1600e-004	2.1600e-004
tblVehicleEF	OBUS	2.3200e-003	0.05
tblVehicleEF	OBUS	0.02	0.03
tblVehicleEF	OBUS	0.05	1.09
tblVehicleEF	OBUS	9.4100e-004	0.02
tblVehicleEF	OBUS	0.06	0.08
tblVehicleEF	OBUS	0.05	0.33
tblVehicleEF	OBUS	0.42	0.14
tblVehicleEF	SBUS	0.84	0.42
tblVehicleEF	SBUS	0.01	6.8550e-003
tblVehicleEF	SBUS	0.07	4.0770e-003
tblVehicleEF	SBUS	5.71	19.45
tblVehicleEF	SBUS	0.65	0.58
tblVehicleEF	SBUS	5.33	0.55
tblVehicleEF	SBUS	1,258.13	3,450.42
tblVehicleEF	SBUS	1,136.31	1,128.72
tblVehicleEF	SBUS	37.11	3.21
tblVehicleEF	SBUS	11.70	34.41
tblVehicleEF	SBUS	4.77	5.07
tblVehicleEF	SBUS	0.01	0.04
tblVehicleEF	SBUS	0.01	0.01
tblVehicleEF	SBUS	0.03	0.03
tblVehicleEF	SBUS	5.1700e-004	3.0000e-005
tblVehicleEF	SBUS	0.01	0.04
tblVehicleEF	SBUS	2.7560e-003	2.7660e-003
tblVehicleEF	SBUS	0.03	0.03

tblVehicleEF	SBUS	4.7500e-004	2.8000e-005
tblVehicleEF	SBUS	2.9260e-003	7.5770e-003
tblVehicleEF	SBUS	0.02	5.5390e-003
tblVehicleEF	SBUS	0.68	2.03
tblVehicleEF	SBUS	1.3050e-003	3.5730e-003
tblVehicleEF	SBUS	0.11	0.10
tblVehicleEF	SBUS	9.3510e-003	0.04
tblVehicleEF	SBUS	0.27	0.02
tblVehicleEF	SBUS	0.01	0.03
tblVehicleEF	SBUS	0.01	0.01
tblVehicleEF	SBUS	4.6300e-004	3.2000e-005
tblVehicleEF	SBUS	2.9260e-003	7.5770e-003
tblVehicleEF	SBUS	0.02	5.5390e-003
tblVehicleEF	SBUS	0.97	2.89
tblVehicleEF	SBUS	1.3050e-003	3.5730e-003
tblVehicleEF	SBUS	0.13	0.11
tblVehicleEF	SBUS	9.3510e-003	0.04
tblVehicleEF	SBUS	0.30	0.03
tblVehicleEF	SBUS	0.84	0.43
tblVehicleEF	SBUS	0.01	6.9390e-003
tblVehicleEF	SBUS	0.06	3.3780e-003
tblVehicleEF	SBUS	5.56	19.07
tblVehicleEF	SBUS	0.66	0.59
tblVehicleEF	SBUS	3.65	0.39
tblVehicleEF	SBUS	1,322.00	3,531.60
tblVehicleEF	SBUS	1,136.31	1,128.74
tblVehicleEF	SBUS	37.11	2.94

tblVehicleEF	SBUS	12.08	35.11
tblVehicleEF	SBUS	4.47	4.75
tblVehicleEF	SBUS	0.01	0.03
tblVehicleEF	SBUS	0.01	0.01
tblVehicleEF	SBUS	0.03	0.03
tblVehicleEF	SBUS	5.1700e-004	3.0000e-005
tblVehicleEF	SBUS	9.6490e-003	0.03
tblVehicleEF	SBUS	2.7560e-003	2.7660e-003
tblVehicleEF	SBUS	0.03	0.03
tblVehicleEF	SBUS	4.7500e-004	2.8000e-005
tblVehicleEF	SBUS	5.6170e-003	0.01
tblVehicleEF	SBUS	0.02	5.8520e-003
tblVehicleEF	SBUS	0.67	2.03
tblVehicleEF	SBUS	2.8800e-003	6.9140e-003
tblVehicleEF	SBUS	0.11	0.10
tblVehicleEF	SBUS	8.5310e-003	0.03
tblVehicleEF	SBUS	0.22	0.02
tblVehicleEF	SBUS	0.01	0.03
tblVehicleEF	SBUS	0.01	0.01
tblVehicleEF	SBUS	4.3500e-004	2.9000e-005
tblVehicleEF	SBUS	5.6170e-003	0.01
tblVehicleEF	SBUS	0.02	5.8520e-003
tblVehicleEF	SBUS	0.97	2.89
tblVehicleEF	SBUS	2.8800e-003	6.9140e-003
tblVehicleEF	SBUS	0.13	0.12
tblVehicleEF	SBUS	8.5310e-003	0.03
tblVehicleEF	SBUS	0.24	0.02

tblVehicleEF	SBUS	0.84	0.42
tblVehicleEF	SBUS	0.01	6.8510e-003
tblVehicleEF	SBUS	0.07	4.1760e-003
tblVehicleEF	SBUS	5.91	19.98
tblVehicleEF	SBUS	0.65	0.58
tblVehicleEF	SBUS	5.37	0.57
tblVehicleEF	SBUS	1,169.92	3,338.32
tblVehicleEF	SBUS	1,136.31	1,128.72
tblVehicleEF	SBUS	37.11	3.24
tblVehicleEF	SBUS	11.19	33.44
tblVehicleEF	SBUS	4.69	4.99
tblVehicleEF	SBUS	0.01	0.05
tblVehicleEF	SBUS	0.01	0.01
tblVehicleEF	SBUS	0.03	0.03
tblVehicleEF	SBUS	5.1700e-004	3.0000e-005
tblVehicleEF	SBUS	0.01	0.05
tblVehicleEF	SBUS	2.7560e-003	2.7660e-003
tblVehicleEF	SBUS	0.03	0.03
tblVehicleEF	SBUS	4.7500e-004	2.8000e-005
tblVehicleEF	SBUS	2.9580e-003	7.4530e-003
tblVehicleEF	SBUS	0.02	5.8800e-003
tblVehicleEF	SBUS	0.68	2.04
tblVehicleEF	SBUS	1.2820e-003	3.6250e-003
tblVehicleEF	SBUS	0.11	0.10
tblVehicleEF	SBUS	0.01	0.05
tblVehicleEF	SBUS	0.28	0.02
tblVehicleEF	SBUS	0.01	0.03

tblVehicleEF	SBUS	0.01	0.01
tblVehicleEF	SBUS	4.6400e-004	3.2000e-005
tblVehicleEF	SBUS	2.9580e-003	7.4530e-003
tblVehicleEF	SBUS	0.02	5.8800e-003
tblVehicleEF	SBUS	0.98	2.89
tblVehicleEF	SBUS	1.2820e-003	3.6250e-003
tblVehicleEF	SBUS	0.13	0.11
tblVehicleEF	SBUS	0.01	0.05
tblVehicleEF	SBUS	0.31	0.03
tblVehicleEF	UBUS	1.83	1.9690e-003
tblVehicleEF	UBUS	0.08	0.02
tblVehicleEF	UBUS	9.26	0.05
tblVehicleEF	UBUS	14.34	1.43
tblVehicleEF	UBUS	1,846.39	392.71
tblVehicleEF	UBUS	136.37	16.90
tblVehicleEF	UBUS	5.87	0.05
tblVehicleEF	UBUS	0.52	0.03
tblVehicleEF	UBUS	0.01	2.9850e-003
tblVehicleEF	UBUS	0.07	4.6500e-004
tblVehicleEF	UBUS	1.4030e-003	1.8900e-004
tblVehicleEF	UBUS	0.22	0.01
tblVehicleEF	UBUS	3.0000e-003	7.4600e-004
tblVehicleEF	UBUS	0.06	4.2900e-004
tblVehicleEF	UBUS	1.2900e-003	1.7400e-004
tblVehicleEF	UBUS	8.0860e-003	1.5320e-003
tblVehicleEF	UBUS	0.11	8.4710e-003
tblVehicleEF	UBUS	3.9450e-003	2.6090e-003

tblVehicleEF	UBUS	0.61	3.0050e-003
tblVehicleEF	UBUS	0.02	0.04
tblVehicleEF	UBUS	1.15	0.06
tblVehicleEF	UBUS	0.01	3.8820e-003
tblVehicleEF	UBUS	1.6240e-003	1.6700e-004
tblVehicleEF	UBUS	8.0860e-003	1.5320e-003
tblVehicleEF	UBUS	0.11	8.4710e-003
tblVehicleEF	UBUS	3.9450e-003	2.6090e-003
tblVehicleEF	UBUS	2.50	5.3540e-003
tblVehicleEF	UBUS	0.02	3.98
tblVehicleEF	UBUS	1.25	0.07
tblVehicleEF	UBUS	1.83	2.0010e-003
tblVehicleEF	UBUS	0.08	0.01
tblVehicleEF	UBUS	9.36	0.05
tblVehicleEF	UBUS	11.74	1.17
tblVehicleEF	UBUS	1,846.39	392.72
tblVehicleEF	UBUS	136.37	16.47
tblVehicleEF	UBUS	5.45	0.05
tblVehicleEF	UBUS	0.52	0.03
tblVehicleEF	UBUS	0.01	2.9850e-003
tblVehicleEF	UBUS	0.07	4.6500e-004
tblVehicleEF	UBUS	1.4030e-003	1.8900e-004
tblVehicleEF	UBUS	0.22	0.01
tblVehicleEF	UBUS	3.0000e-003	7.4600e-004
tblVehicleEF	UBUS	0.06	4.2900e-004
tblVehicleEF	UBUS	1.2900e-003	1.7400e-004
tblVehicleEF	UBUS	0.02	2.9020e-003

tblVehicleEF	UBUS	0.14	0.01
tblVehicleEF	UBUS	9.3320e-003	5.9090e-003
tblVehicleEF	UBUS	0.62	3.0930e-003
tblVehicleEF	UBUS	0.02	0.04
tblVehicleEF	UBUS	1.02	0.06
tblVehicleEF	UBUS	0.01	3.8820e-003
tblVehicleEF	UBUS	1.5790e-003	1.6300e-004
tblVehicleEF	UBUS	0.02	2.9020e-003
tblVehicleEF	UBUS	0.14	0.01
tblVehicleEF	UBUS	9.3320e-003	5.9090e-003
tblVehicleEF	UBUS	2.52	5.4830e-003
tblVehicleEF	UBUS	0.02	3.98
tblVehicleEF	UBUS	1.12	0.06
tblVehicleEF	UBUS	1.83	1.9730e-003
tblVehicleEF	UBUS	0.08	0.02
tblVehicleEF	UBUS	9.27	0.05
tblVehicleEF	UBUS	13.86	1.39
tblVehicleEF	UBUS	1,846.39	392.71
tblVehicleEF	UBUS	136.37	16.85
tblVehicleEF	UBUS	5.76	0.05
tblVehicleEF	UBUS	0.52	0.03
tblVehicleEF	UBUS	0.01	2.9850e-003
tblVehicleEF	UBUS	0.07	4.6500e-004
tblVehicleEF	UBUS	1.4030e-003	1.8900e-004
tblVehicleEF	UBUS	0.22	0.01
tblVehicleEF	UBUS	3.0000e-003	7.4600e-004
tblVehicleEF	UBUS	0.06	4.2900e-004

tblVehicleEF	UBUS	1.2900e-003	1.7400e-004
tblVehicleEF	UBUS	9.2250e-003	1.6220e-003
tblVehicleEF	UBUS	0.14	9.7130e-003
tblVehicleEF	UBUS	4.1190e-003	2.5930e-003
tblVehicleEF	UBUS	0.61	3.0140e-003
tblVehicleEF	UBUS	0.03	0.04
tblVehicleEF	UBUS	1.13	0.06
tblVehicleEF	UBUS	0.01	3.8820e-003
tblVehicleEF	UBUS	1.6160e-003	1.6700e-004
tblVehicleEF	UBUS	9.2250e-003	1.6220e-003
tblVehicleEF	UBUS	0.14	9.7130e-003
tblVehicleEF	UBUS	4.1190e-003	2.5930e-003
tblVehicleEF	UBUS	2.50	5.3680e-003
tblVehicleEF	UBUS	0.03	3.99
tblVehicleEF	UBUS	1.24	0.07
tblVehicleTrips	CC_TL	8.40	0.00
tblVehicleTrips	CC_TL	8.40	0.00
tblVehicleTrips	CC_TL	8.40	0.00
tblVehicleTrips	CC_TL	8.40	0.00
tblVehicleTrips	CNW_TL	6.90	0.00
tblVehicleTrips	CNW_TL	6.90	0.00
tblVehicleTrips	CNW_TL	6.90	0.00
tblVehicleTrips	CNW_TL	6.90	0.00
tblVehicleTrips	CNW_TTP	41.00	0.00
tblVehicleTrips	CNW_TTP	41.00	0.00
tblVehicleTrips	CW_TL	16.60	0.00
tblVehicleTrips	CW_TL	16.60	0.00

tblVehicleTrips	CW_TL	16.60	0.00
tblVehicleTrips	CW_TL	16.60	0.00
tblVehicleTrips	CW_TTP	59.00	0.00
tblVehicleTrips	CW_TTP	59.00	0.00
tblVehicleTrips	DV_TP	5.00	0.00
tblVehicleTrips	DV_TP	5.00	0.00
tblVehicleTrips	PB_TP	3.00	0.00
tblVehicleTrips	PB_TP	3.00	0.00
tblVehicleTrips	PR_TP	92.00	0.00
tblVehicleTrips	PR_TP	92.00	0.00
tblVehicleTrips	ST_TR	1.68	0.00
tblVehicleTrips	ST_TR	1.68	0.00
tblVehicleTrips	SU_TR	1.68	0.00
tblVehicleTrips	SU_TR	1.68	0.00
tblVehicleTrips	WD_TR	1.68	0.00
tblVehicleTrips	WD_TR	1.68	0.00
tblWater	IndoorWaterUseRate	13,969,812.50	0.00
tblWater	IndoorWaterUseRate	55,881,562.50	0.00

2.0 Emissions Summary

2.1 Overall Construction (Maximum Daily Emission)

Unmitigated Construction

	ROG	NOx	CO	SO2	Fugitive PM10	Exhaust PM10	PM10 Total	Fugitive PM2.5	Exhaust PM2.5	PM2.5 Total	Bio- CO2	NBio- CO2	Total CO2	CH4	N2O	CO2e
Year	lb/day										lb/day					
2021	4.9000	52.2196	39.0995	0.0868	9.5166	2.3067	11.8233	3.7368	2.1222	5.8589	0.0000	8,612.9899	8,612.9899	2.2737	0.0000	8,643.4959
2022	77.2268	43.4322	53.6484	0.1186	3.7077	1.8378	5.5455	0.9957	1.7168	2.7125	0.0000	11,701.1619	11,701.1619	1.9586	0.0000	11,750.1260
Maximum	**77.2268**	**52.2196**	**53.6484**	**0.1186**	**9.5166**	**2.3067**	**11.8233**	**3.7368**	**2.1222**	**5.8589**	**0.0000**	**11,701.1619**	**11,701.1619**	**2.2737**	**0.0000**	**11,750.1260**

Mitigated Construction

	ROG	NOx	CO	SO2	Fugitive PM10	Exhaust PM10	PM10 Total	Fugitive PM2.5	Exhaust PM2.5	PM2.5 Total	Bio- CO2	NBio- CO2	Total CO2	CH4	N2O	CO2e
Year	lb/day										lb/day					
2021	4.9000	52.2196	39.0995	0.0868	3.9024	2.3067	6.2091	1.5080	2.1222	3.6301	0.0000	8,612.9899	8,612.9899	2.2737	0.0000	8,643.4959
2022	77.2268	43.4322	53.6484	0.1186	3.7077	1.8378	5.5455	0.9957	1.7168	2.7125	0.0000	11,701.1619	11,701.1619	1.9586	0.0000	11,750.1260
Maximum	**77.2268**	**52.2196**	**53.6484**	**0.1186**	**3.9024**	**2.3067**	**6.2091**	**1.5080**	**2.1222**	**3.6301**	**0.0000**	**11,701.1619**	**11,701.1619**	**2.2737**	**0.0000**	**11,750.1260**

	ROG	**NOx**	**CO**	**SO2**	**Fugitive PM10**	**Exhaust PM10**	**PM10 Total**	**Fugitive PM2.5**	**Exhaust PM2.5**	**PM2.5 Total**	**Bio- CO2**	**NBio-CO2**	**Total CO2**	**CH4**	**N20**	**CO2e**
Percent Reduction	**0.00**	**0.00**	**0.00**	**0.00**	**42.45**	**0.00**	**32.32**	**47.10**	**0.00**	**26.00**	**0.00**	**0.00**	**0.00**	**0.00**	**0.00**	**0.00**

2.2 Overall Operational

Unmitigated Operational

	ROG	NOx	CO	SO2	Fugitive PM10	Exhaust PM10	PM10 Total	Fugitive PM2.5	Exhaust PM2.5	PM2.5 Total	Bio- CO2	NBio- CO2	Total CO2	CH4	N2O	CO2e
Category	lb/day										lb/day					
Area	6.8454	4.8000e-004	0.0521	0.0000		1.9000e-004	1.9000e-004		1.9000e-004	1.9000e-004		0.1114	0.1114	2.9000e-004		0.1187
Energy	0.0000	0.0000	0.0000	0.0000		0.0000	0.0000		0.0000	0.0000		0.0000	0.0000	0.0000	0.0000	0.0000
Mobile	0.0000	0.0000	0.0000	0.0000	0.0000	0.0000	0.0000	0.0000	0.0000	0.0000		0.0000	0.0000	0.0000		0.0000
Total	**6.8454**	**4.8000e-004**	**0.0521**	**0.0000**	**0.0000**	**1.9000e-004**	**1.9000e-004**	**0.0000**	**1.9000e-004**	**1.9000e-004**		**0.1114**	**0.1114**	**2.9000e-004**	**0.0000**	**0.1187**

Mitigated Operational

	ROG	NOx	CO	SO2	Fugitive PM10	Exhaust PM10	PM10 Total	Fugitive PM2.5	Exhaust PM2.5	PM2.5 Total	Bio- CO2	NBio- CO2	Total CO2	CH4	N2O	CO2e
Category	lb/day										lb/day					
Area	6.8454	4.8000e-004	0.0521	0.0000		1.9000e-004	1.9000e-004		1.9000e-004	1.9000e-004		0.1114	0.1114	2.9000e-004		0.1187
Energy	0.0000	0.0000	0.0000	0.0000		0.0000	0.0000		0.0000	0.0000		0.0000	0.0000	0.0000	0.0000	0.0000
Mobile	0.0000	0.0000	0.0000	0.0000	0.0000	0.0000	0.0000	0.0000	0.0000	0.0000		0.0000	0.0000	0.0000		0.0000
Total	**6.8454**	**4.8000e-004**	**0.0521**	**0.0000**	**0.0000**	**1.9000e-004**	**1.9000e-004**	**0.0000**	**1.9000e-004**	**1.9000e-004**		**0.1114**	**0.1114**	**2.9000e-004**	**0.0000**	**0.1187**

	ROG	NOx	CO	SO2	Fugitive PM10	Exhaust PM10	PM10 Total	Fugitive PM2.5	Exhaust PM2.5	PM2.5 Total	Bio- CO2	NBio-CO2	Total CO2	CH4	N20	CO2e
Percent Reduction	**0.00**	**0.00**	**0.00**	**0.00**	**0.00**	**0.00**	**0.00**	**0.00**	**0.00**	**0.00**	**0.00**	**0.00**	**0.00**	**0.00**	**0.00**	**0.00**

3.0 Construction Detail

Construction Phase

Phase Number	Phase Name	Phase Type	Start Date	End Date	Num Days Week	Num Days	Phase Description
1	Demolition	Demolition	5/1/2021	5/28/2021	5	20	
2	Off-Site Improvements	Trenching	5/1/2021	3/31/2022	5	239	
3	Grading	Grading	5/29/2021	6/16/2021	5	13	
4	Building Construction	Building Construction	6/17/2021	3/1/2022	5	184	
5	Paving	Paving	2/1/2022	2/28/2022	5	20	
6	Architectural Coating	Architectural Coating	2/1/2022	2/28/2022	5	20	

Acres of Grading (Site Preparation Phase): 0

Acres of Grading (Grading Phase): 39

Acres of Paving: 4.94

Residential Indoor: 0; Residential Outdoor: 0; Non-Residential Indoor: 453,090; Non-Residential Outdoor: 151,030; Striped Parking Area: 12,917 (Architectural Coating – sqft)

OffRoad Equipment

Goodman Industrial Park - Phase 2 (Construction - Unmitigated) - San Bernardino-South Coast County, Summer

Phase Name	Offroad Equipment Type	Amount	Usage Hours	Horse Power	Load Factor
Demolition	Concrete/Industrial Saws	1	8.00	81	0.73
Demolition	Excavators	3	8.00	158	0.38
Demolition	Rubber Tired Dozers	2	8.00	247	0.40
Grading	Excavators	2	8.00	158	0.38
Grading	Graders	1	8.00	187	0.41
Grading	Rubber Tired Dozers	1	8.00	247	0.40
Grading	Scrapers	2	8.00	367	0.48
Grading	Tractors/Loaders/Backhoes	2	8.00	97	0.37
Building Construction	Cranes	1	8.00	231	0.29
Building Construction	Forklifts	3	8.00	89	0.20
Building Construction	Generator Sets	1	8.00	84	0.74
Building Construction	Tractors/Loaders/Backhoes	3	8.00	97	0.37
Building Construction	Welders	1	8.00	46	0.45
Paving	Pavers	2	8.00	130	0.42
Paving	Paving Equipment	2	8.00	132	0.36
Paving	Rollers	2	8.00	80	0.38
Architectural Coating	Air Compressors	1	8.00	78	0.48
Off-Site Improvements	Paving Equipment	1	8.00	132	0.36
Off-Site Improvements	Tractors/Loaders/Backhoes	2	8.00	97	0.37

Trips and VMT

Phase Name	Offroad Equipment Count	Worker Trip Number	Vendor Trip Number	Hauling Trip Number	Worker Trip Length	Vendor Trip Length	Hauling Trip Length	Worker Vehicle Class	Vendor Vehicle Class	Hauling Vehicle Class
Demolition	6	15.00	0.00	31.00	14.70	6.90	20.00	LD_Mix	HDT_Mix	HHDT
Grading	8	20.00	0.00	0.00	14.70	6.90	20.00	LD_Mix	HDT_Mix	HHDT
Building Construction	9	217.00	85.00	0.00	14.70	6.90	20.00	LD_Mix	HDT_Mix	HHDT
Paving	6	15.00	0.00	0.00	14.70	6.90	20.00	LD_Mix	HDT_Mix	HHDT
Architectural Coating	1	43.00	0.00	0.00	14.70	6.90	20.00	LD_Mix	HDT_Mix	HHDT
Off-Site Improvements	3	8.00	0.00	0.00	14.70	6.90	20.00	LD_Mix	HDT_Mix	HHDT

3.1 Mitigation Measures Construction

Water Exposed Area

3.2 Demolition - 2021

Unmitigated Construction On-Site

	ROG	NOx	CO	SO2	Fugitive PM10	Exhaust PM10	PM10 Total	Fugitive PM2.5	Exhaust PM2.5	PM2.5 Total	Bio- CO2	NBio- CO2	Total CO2	CH4	N2O	CO2e
Category	lb/day										lb/day					
Fugitive Dust					0.3308	0.0000	0.3308	0.0501	0.0000	0.0501			0.0000			0.0000
Off-Road	3.1651	31.4407	21.5650	0.0388		1.5513	1.5513		1.4411	1.4411		3,747.9449	3,747.9449	1.0549		3,774.3174
Total	**3.1651**	**31.4407**	**21.5650**	**0.0388**	**0.3308**	**1.5513**	**1.8821**	**0.0501**	**1.4411**	**1.4912**		**3,747.9449**	**3,747.9449**	**1.0549**		**3,774.3174**

3.2 Demolition - 2021

Unmitigated Construction Off-Site

	ROG	NOx	CO	SO2	Fugitive PM10	Exhaust PM10	PM10 Total	Fugitive PM2.5	Exhaust PM2.5	PM2.5 Total	Bio- CO2	NBio- CO2	Total CO2	CH4	N2O	CO2e
Category	lb/day										lb/day					
Hauling	9.2100e-003	0.3535	0.0548	1.2000e-003	0.0271	1.0000e-003	0.0281	7.4400e-003	9.6000e-004	8.3900e-003		127.9044	127.9044	6.8600e-003		128.0758
Vendor	0.0000	0.0000	0.0000	0.0000	0.0000	0.0000	0.0000	0.0000	0.0000	0.0000		0.0000	0.0000	0.0000		0.0000
Worker	0.0762	0.0471	0.6210	1.6500e-003	0.1677	1.0700e-003	0.1687	0.0445	9.9000e-004	0.0455		164.1121	164.1121	4.6700e-003		164.2289
Total	**0.0854**	**0.4006**	**0.6757**	**2.8500e-003**	**0.1948**	**2.0700e-003**	**0.1969**	**0.0519**	**1.9500e-003**	**0.0538**		**292.0165**	**292.0165**	**0.0115**		**292.3047**

Mitigated Construction On-Site

	ROG	NOx	CO	SO2	Fugitive PM10	Exhaust PM10	PM10 Total	Fugitive PM2.5	Exhaust PM2.5	PM2.5 Total	Bio- CO2	NBio- CO2	Total CO2	CH4	N2O	CO2e
Category	lb/day										lb/day					
Fugitive Dust					0.1290	0.0000	0.1290	0.0195	0.0000	0.0195			0.0000			0.0000
Off-Road	3.1651	31.4407	21.5650	0.0388		1.5513	1.5513		1.4411	1.4411	0.0000	3,747.9449	3,747.9449	1.0549		3,774.3174
Total	**3.1651**	**31.4407**	**21.5650**	**0.0388**	**0.1290**	**1.5513**	**1.6804**	**0.0195**	**1.4411**	**1.4606**	**0.0000**	**3,747.9449**	**3,747.9449**	**1.0549**		**3,774.3174**

3.2 Demolition - 2021

Mitigated Construction Off-Site

	ROG	NOx	CO	SO2	Fugitive PM10	Exhaust PM10	PM10 Total	Fugitive PM2.5	Exhaust PM2.5	PM2.5 Total	Bio- CO2	NBio- CO2	Total CO2	CH4	N2O	CO2e
Category	lb/day										lb/day					
Hauling	9.2100e-003	0.3535	0.0548	1.2000e-003	0.0271	1.0000e-003	0.0281	7.4400e-003	9.6000e-004	8.3900e-003		127.9044	127.9044	6.8600e-003		128.0758
Vendor	0.0000	0.0000	0.0000	0.0000	0.0000	0.0000	0.0000	0.0000	0.0000	0.0000		0.0000	0.0000	0.0000		0.0000
Worker	0.0762	0.0471	0.6210	1.6500e-003	0.1677	1.0700e-003	0.1687	0.0445	9.9000e-004	0.0455		164.1121	164.1121	4.6700e-003		164.2289
Total	**0.0854**	**0.4006**	**0.6757**	**2.8500e-003**	**0.1948**	**2.0700e-003**	**0.1969**	**0.0519**	**1.9500e-003**	**0.0538**		**292.0165**	**292.0165**	**0.0115**		**292.3047**

3.3 Off-Site Improvements - 2021

Unmitigated Construction On-Site

	ROG	NOx	CO	SO2	Fugitive PM10	Exhaust PM10	PM10 Total	Fugitive PM2.5	Exhaust PM2.5	PM2.5 Total	Bio- CO2	NBio- CO2	Total CO2	CH4	N2O	CO2e
Category	lb/day										lb/day					
Off-Road	0.5666	5.7319	7.0619	0.0103		0.3194	0.3194		0.2938	0.2938		996.2559	996.2559	0.3222		1,004.3111
Total	**0.5666**	**5.7319**	**7.0619**	**0.0103**		**0.3194**	**0.3194**		**0.2938**	**0.2938**		**996.2559**	**996.2559**	**0.3222**		**1,004.3111**

3.3 Off-Site Improvements - 2021

Unmitigated Construction Off-Site

	ROG	NOx	CO	SO2	Fugitive PM10	Exhaust PM10	PM10 Total	Fugitive PM2.5	Exhaust PM2.5	PM2.5 Total	Bio- CO2	NBio- CO2	Total CO2	CH4	N2O	CO2e
Category	lb/day										lb/day					
Hauling	0.0000	0.0000	0.0000	0.0000	0.0000	0.0000	0.0000	0.0000	0.0000	0.0000		0.0000	0.0000	0.0000		0.0000
Vendor	0.0000	0.0000	0.0000	0.0000	0.0000	0.0000	0.0000	0.0000	0.0000	0.0000		0.0000	0.0000	0.0000		0.0000
Worker	0.0407	0.0251	0.3312	8.8000e-004	0.0894	5.7000e-004	0.0900	0.0237	5.3000e-004	0.0242		87.5264	87.5264	2.4900e-003		87.5887
Total	**0.0407**	**0.0251**	**0.3312**	**8.8000e-004**	**0.0894**	**5.7000e-004**	**0.0900**	**0.0237**	**5.3000e-004**	**0.0242**		**87.5264**	**87.5264**	**2.4900e-003**		**87.5887**

Mitigated Construction On-Site

	ROG	NOx	CO	SO2	Fugitive PM10	Exhaust PM10	PM10 Total	Fugitive PM2.5	Exhaust PM2.5	PM2.5 Total	Bio- CO2	NBio- CO2	Total CO2	CH4	N2O	CO2e
Category	lb/day										lb/day					
Off-Road	0.5666	5.7319	7.0619	0.0103		0.3194	0.3194		0.2938	0.2938	0.0000	996.2559	996.2559	0.3222		1,004.3111
Total	**0.5666**	**5.7319**	**7.0619**	**0.0103**		**0.3194**	**0.3194**		**0.2938**	**0.2938**	**0.0000**	**996.2559**	**996.2559**	**0.3222**		**1,004.3111**

3.3 Off-Site Improvements - 2021

Mitigated Construction Off-Site

	ROG	NOx	CO	SO2	Fugitive PM10	Exhaust PM10	PM10 Total	Fugitive PM2.5	Exhaust PM2.5	PM2.5 Total	Bio- CO2	NBio- CO2	Total CO2	CH4	N2O	CO2e
Category	lb/day										lb/day					
Hauling	0.0000	0.0000	0.0000	0.0000	0.0000	0.0000	0.0000	0.0000	0.0000	0.0000		0.0000	0.0000	0.0000		0.0000
Vendor	0.0000	0.0000	0.0000	0.0000	0.0000	0.0000	0.0000	0.0000	0.0000	0.0000		0.0000	0.0000	0.0000		0.0000
Worker	0.0407	0.0251	0.3312	8.8000e-004	0.0894	5.7000e-004	0.0900	0.0237	5.3000e-004	0.0242		87.5264	87.5264	2.4900e-003		87.5887
Total	**0.0407**	**0.0251**	**0.3312**	**8.8000e-004**	**0.0894**	**5.7000e-004**	**0.0900**	**0.0237**	**5.3000e-004**	**0.0242**		**87.5264**	**87.5264**	**2.4900e-003**		**87.5887**

3.3 Off-Site Improvements - 2022

Unmitigated Construction On-Site

	ROG	NOx	CO	SO2	Fugitive PM10	Exhaust PM10	PM10 Total	Fugitive PM2.5	Exhaust PM2.5	PM2.5 Total	Bio- CO2	NBio- CO2	Total CO2	CH4	N2O	CO2e
Category	lb/day										lb/day					
Off-Road	0.5077	5.0889	7.0219	0.0103		0.2650	0.2650		0.2438	0.2438		996.9463	996.9463	0.3224		1,005.0071
Total	**0.5077**	**5.0889**	**7.0219**	**0.0103**		**0.2650**	**0.2650**		**0.2438**	**0.2438**		**996.9463**	**996.9463**	**0.3224**		**1,005.0071**

3.3 Off-Site Improvements - 2022

Unmitigated Construction Off-Site

	ROG	NOx	CO	SO2	Fugitive PM10	Exhaust PM10	PM10 Total	Fugitive PM2.5	Exhaust PM2.5	PM2.5 Total	Bio- CO2	NBio- CO2	Total CO2	CH4	N2O	CO2e
Category	lb/day										lb/day					
Hauling	0.0000	0.0000	0.0000	0.0000	0.0000	0.0000	0.0000	0.0000	0.0000	0.0000		0.0000	0.0000	0.0000		0.0000
Vendor	0.0000	0.0000	0.0000	0.0000	0.0000	0.0000	0.0000	0.0000	0.0000	0.0000		0.0000	0.0000	0.0000		0.0000
Worker	0.0380	0.0226	0.3042	8.5000e-004	0.0894	5.6000e-004	0.0900	0.0237	5.1000e-004	0.0242		84.3682	84.3682	2.2300e-003		84.4241
Total	**0.0380**	**0.0226**	**0.3042**	**8.5000e-004**	**0.0894**	**5.6000e-004**	**0.0900**	**0.0237**	**5.1000e-004**	**0.0242**		**84.3682**	**84.3682**	**2.2300e-003**		**84.4241**

Mitigated Construction On-Site

	ROG	NOx	CO	SO2	Fugitive PM10	Exhaust PM10	PM10 Total	Fugitive PM2.5	Exhaust PM2.5	PM2.5 Total	Bio- CO2	NBio- CO2	Total CO2	CH4	N2O	CO2e
Category	lb/day										lb/day					
Off-Road	0.5077	5.0889	7.0219	0.0103		0.2650	0.2650		0.2438	0.2438	0.0000	996.9463	996.9463	0.3224		1,005.0071
Total	**0.5077**	**5.0889**	**7.0219**	**0.0103**		**0.2650**	**0.2650**		**0.2438**	**0.2438**	**0.0000**	**996.9463**	**996.9463**	**0.3224**		**1,005.0071**

3.3 Off-Site Improvements - 2022

Mitigated Construction Off-Site

	ROG	NOx	CO	SO2	Fugitive PM10	Exhaust PM10	PM10 Total	Fugitive PM2.5	Exhaust PM2.5	PM2.5 Total	Bio- CO2	NBio- CO2	Total CO2	CH4	N2O	CO2e
Category	lb/day										lb/day					
Hauling	0.0000	0.0000	0.0000	0.0000	0.0000	0.0000	0.0000	0.0000	0.0000	0.0000		0.0000	0.0000	0.0000		0.0000
Vendor	0.0000	0.0000	0.0000	0.0000	0.0000	0.0000	0.0000	0.0000	0.0000	0.0000		0.0000	0.0000	0.0000		0.0000
Worker	0.0380	0.0226	0.3042	8.5000e-004	0.0894	5.6000e-004	0.0900	0.0237	5.1000e-004	0.0242		84.3682	84.3682	2.2300e-003		84.4241
Total	**0.0380**	**0.0226**	**0.3042**	**8.5000e-004**	**0.0894**	**5.6000e-004**	**0.0900**	**0.0237**	**5.1000e-004**	**0.0242**		**84.3682**	**84.3682**	**2.2300e-003**		**84.4241**

3.4 Grading - 2021

Unmitigated Construction On-Site

	ROG	NOx	CO	SO2	Fugitive PM10	Exhaust PM10	PM10 Total	Fugitive PM2.5	Exhaust PM2.5	PM2.5 Total	Bio- CO2	NBio- CO2	Total CO2	CH4	N2O	CO2e
Category	lb/day										lb/day					
Fugitive Dust					9.2036	0.0000	9.2036	3.6538	0.0000	3.6538			0.0000			0.0000
Off-Road	4.1912	46.3998	30.8785	0.0620		1.9853	1.9853		1.8265	1.8265		6,007.0434	6,007.0434	1.9428		6,055.6134
Total	**4.1912**	**46.3998**	**30.8785**	**0.0620**	**9.2036**	**1.9853**	**11.1889**	**3.6538**	**1.8265**	**5.4803**		**6,007.0434**	**6,007.0434**	**1.9428**		**6,055.6134**

3.4 Grading - 2021

Unmitigated Construction Off-Site

	ROG	NOx	CO	SO2	Fugitive PM10	Exhaust PM10	PM10 Total	Fugitive PM2.5	Exhaust PM2.5	PM2.5 Total	Bio- CO2	NBio- CO2	Total CO2	CH4	N2O	CO2e
Category	lb/day										lb/day					
Hauling	0.0000	0.0000	0.0000	0.0000	0.0000	0.0000	0.0000	0.0000	0.0000	0.0000		0.0000	0.0000	0.0000		0.0000
Vendor	0.0000	0.0000	0.0000	0.0000	0.0000	0.0000	0.0000	0.0000	0.0000	0.0000		0.0000	0.0000	0.0000		0.0000
Worker	0.1016	0.0628	0.8280	2.2000e-003	0.2236	1.4300e-003	0.2250	0.0593	1.3200e-003	0.0606		218.8161	218.8161	6.2300e-003		218.9718
Total	**0.1016**	**0.0628**	**0.8280**	**2.2000e-003**	**0.2236**	**1.4300e-003**	**0.2250**	**0.0593**	**1.3200e-003**	**0.0606**		**218.8161**	**218.8161**	**6.2300e-003**		**218.9718**

Mitigated Construction On-Site

	ROG	NOx	CO	SO2	Fugitive PM10	Exhaust PM10	PM10 Total	Fugitive PM2.5	Exhaust PM2.5	PM2.5 Total	Bio- CO2	NBio- CO2	Total CO2	CH4	N2O	CO2e
Category	lb/day										lb/day					
Fugitive Dust					3.5894	0.0000	3.5894	1.4250	0.0000	1.4250			0.0000			0.0000
Off-Road	4.1912	46.3998	30.8785	0.0620		1.9853	1.9853		1.8265	1.8265	0.0000	6,007.0434	6,007.0434	1.9428		6,055.6134
Total	**4.1912**	**46.3998**	**30.8785**	**0.0620**	**3.5894**	**1.9853**	**5.5747**	**1.4250**	**1.8265**	**3.2515**	**0.0000**	**6,007.0434**	**6,007.0434**	**1.9428**		**6,055.6134**

3.4 Grading - 2021

Mitigated Construction Off-Site

	ROG	NOx	CO	SO2	Fugitive PM10	Exhaust PM10	PM10 Total	Fugitive PM2.5	Exhaust PM2.5	PM2.5 Total	Bio- CO2	NBio- CO2	Total CO2	CH4	N2O	CO2e
Category	lb/day										lb/day					
Hauling	0.0000	0.0000	0.0000	0.0000	0.0000	0.0000	0.0000	0.0000	0.0000	0.0000		0.0000	0.0000	0.0000		0.0000
Vendor	0.0000	0.0000	0.0000	0.0000	0.0000	0.0000	0.0000	0.0000	0.0000	0.0000		0.0000	0.0000	0.0000		0.0000
Worker	0.1016	0.0628	0.8280	2.2000e-003	0.2236	1.4300e-003	0.2250	0.0593	1.3200e-003	0.0606		218.8161	218.8161	6.2300e-003		218.9718
Total	**0.1016**	**0.0628**	**0.8280**	**2.2000e-003**	**0.2236**	**1.4300e-003**	**0.2250**	**0.0593**	**1.3200e-003**	**0.0606**		**218.8161**	**218.8161**	**6.2300e-003**		**218.9718**

3.5 Building Construction - 2021

Unmitigated Construction On-Site

	ROG	NOx	CO	SO2	Fugitive PM10	Exhaust PM10	PM10 Total	Fugitive PM2.5	Exhaust PM2.5	PM2.5 Total	Bio- CO2	NBio- CO2	Total CO2	CH4	N2O	CO2e
Category	lb/day										lb/day					
Off-Road	2.0228	18.7492	17.6706	0.0288		1.0251	1.0251		0.9625	0.9625		2,736.0438	2,736.0438	0.6751		2,752.9212
Total	**2.0228**	**18.7492**	**17.6706**	**0.0288**		**1.0251**	**1.0251**		**0.9625**	**0.9625**		**2,736.0438**	**2,736.0438**	**0.6751**		**2,752.9212**

3.5 Building Construction - 2021

Unmitigated Construction Off-Site

	ROG	NOx	CO	SO2	Fugitive PM10	Exhaust PM10	PM10 Total	Fugitive PM2.5	Exhaust PM2.5	PM2.5 Total	Bio- CO2	NBio- CO2	Total CO2	CH4	N2O	CO2e
Category	lb/day										lb/day					
Hauling	0.0000	0.0000	0.0000	0.0000	0.0000	0.0000	0.0000	0.0000	0.0000	0.0000		0.0000	0.0000	0.0000		0.0000
Vendor	0.2200	8.1972	1.5424	0.0229	0.5444	0.0141	0.5585	0.1568	0.0134	0.1702		2,419.0091	2,419.0091	0.1529		2,422.8309
Worker	1.1026	0.6815	8.9834	0.0238	2.4256	0.0155	2.4411	0.6433	0.0143	0.6576		2,374.1547	2,374.1547	0.0676		2,375.8440
Total	**1.3225**	**8.8787**	**10.5259**	**0.0468**	**2.9700**	**0.0296**	**2.9995**	**0.8000**	**0.0277**	**0.8277**		**4,793.1638**	**4,793.1638**	**0.2204**		**4,798.6749**

Mitigated Construction On-Site

	ROG	NOx	CO	SO2	Fugitive PM10	Exhaust PM10	PM10 Total	Fugitive PM2.5	Exhaust PM2.5	PM2.5 Total	Bio- CO2	NBio- CO2	Total CO2	CH4	N2O	CO2e
Category	lb/day										lb/day					
Off-Road	2.0228	18.7492	17.6706	0.0288		1.0251	1.0251		0.9625	0.9625	0.0000	2,736.0438	2,736.0438	0.6751		2,752.9212
Total	**2.0228**	**18.7492**	**17.6706**	**0.0288**		**1.0251**	**1.0251**		**0.9625**	**0.9625**	**0.0000**	**2,736.0438**	**2,736.0438**	**0.6751**		**2,752.9212**

3.5 Building Construction - 2021

Mitigated Construction Off-Site

	ROG	NOx	CO	SO2	Fugitive PM10	Exhaust PM10	PM10 Total	Fugitive PM2.5	Exhaust PM2.5	PM2.5 Total	Bio- CO2	NBio- CO2	Total CO2	CH4	N2O	CO2e
Category	lb/day										lb/day					
Hauling	0.0000	0.0000	0.0000	0.0000	0.0000	0.0000	0.0000	0.0000	0.0000	0.0000		0.0000	0.0000	0.0000		0.0000
Vendor	0.2200	8.1972	1.5424	0.0229	0.5444	0.0141	0.5585	0.1568	0.0134	0.1702		2,419.0091	2,419.0091	0.1529		2,422.8309
Worker	1.1026	0.6815	8.9834	0.0238	2.4256	0.0155	2.4411	0.6433	0.0143	0.6576		2,374.1547	2,374.1547	0.0676		2,375.8440
Total	**1.3225**	**8.8787**	**10.5259**	**0.0468**	**2.9700**	**0.0296**	**2.9995**	**0.8000**	**0.0277**	**0.8277**		**4,793.1638**	**4,793.1638**	**0.2204**		**4,798.6749**

3.5 Building Construction - 2022

Unmitigated Construction On-Site

	ROG	NOx	CO	SO2	Fugitive PM10	Exhaust PM10	PM10 Total	Fugitive PM2.5	Exhaust PM2.5	PM2.5 Total	Bio- CO2	NBio- CO2	Total CO2	CH4	N2O	CO2e
Category	lb/day										lb/day					
Off-Road	1.8146	16.7670	17.4392	0.0288		0.8645	0.8645		0.8122	0.8122		2,737.1520	2,737.1520	0.6711		2,753.9288
Total	**1.8146**	**16.7670**	**17.4392**	**0.0288**		**0.8645**	**0.8645**		**0.8122**	**0.8122**		**2,737.1520**	**2,737.1520**	**0.6711**		**2,753.9288**

3.5 Building Construction - 2022

Unmitigated Construction Off-Site

	ROG	NOx	CO	SO2	Fugitive PM10	Exhaust PM10	PM10 Total	Fugitive PM2.5	Exhaust PM2.5	PM2.5 Total	Bio- CO2	NBio- CO2	Total CO2	CH4	N2O	CO2e
Category	lb/day										lb/day					
Hauling	0.0000	0.0000	0.0000	0.0000	0.0000	0.0000	0.0000	0.0000	0.0000	0.0000		0.0000	0.0000	0.0000		0.0000
Vendor	0.2049	7.7743	1.4261	0.0227	0.5444	0.0118	0.5562	0.1568	0.0113	0.1680		2,399.6145	2,399.6145	0.1476		2,403.3039
Worker	1.0297	0.6128	8.2526	0.0230	2.4256	0.0151	2.4406	0.6433	0.0139	0.6571		2,288.4873	2,288.4873	0.0606		2,290.0025
Total	**1.2346**	**8.3870**	**9.6787**	**0.0457**	**2.9699**	**0.0269**	**2.9968**	**0.8000**	**0.0252**	**0.8252**		**4,688.1017**	**4,688.1017**	**0.2082**		**4,693.3064**

Mitigated Construction On-Site

	ROG	NOx	CO	SO2	Fugitive PM10	Exhaust PM10	PM10 Total	Fugitive PM2.5	Exhaust PM2.5	PM2.5 Total	Bio- CO2	NBio- CO2	Total CO2	CH4	N2O	CO2e
Category	lb/day										lb/day					
Off-Road	1.8146	16.7670	17.4392	0.0288		0.8645	0.8645		0.8122	0.8122	0.0000	2,737.1520	2,737.1520	0.6711		2,753.9288
Total	**1.8146**	**16.7670**	**17.4392**	**0.0288**		**0.8645**	**0.8645**		**0.8122**	**0.8122**	**0.0000**	**2,737.1520**	**2,737.1520**	**0.6711**		**2,753.9288**

3.5 Building Construction - 2022

Mitigated Construction Off-Site

	ROG	NOx	CO	SO2	Fugitive PM10	Exhaust PM10	PM10 Total	Fugitive PM2.5	Exhaust PM2.5	PM2.5 Total	Bio- CO2	NBio- CO2	Total CO2	CH4	N2O	CO2e
Category	lb/day										lb/day					
Hauling	0.0000	0.0000	0.0000	0.0000	0.0000	0.0000	0.0000	0.0000	0.0000	0.0000		0.0000	0.0000	0.0000		0.0000
Vendor	0.2049	7.7743	1.4261	0.0227	0.5444	0.0118	0.5562	0.1568	0.0113	0.1680		2,399.6145	2,399.6145	0.1476		2,403.3039
Worker	1.0297	0.6128	8.2526	0.0230	2.4256	0.0151	2.4406	0.6433	0.0139	0.6571		2,288.4873	2,288.4873	0.0606		2,290.0025
Total	**1.2346**	**8.3870**	**9.6787**	**0.0457**	**2.9699**	**0.0269**	**2.9968**	**0.8000**	**0.0252**	**0.8252**		**4,688.1017**	**4,688.1017**	**0.2082**		**4,693.3064**

3.6 Paving - 2022

Unmitigated Construction On-Site

	ROG	NOx	CO	SO2	Fugitive PM10	Exhaust PM10	PM10 Total	Fugitive PM2.5	Exhaust PM2.5	PM2.5 Total	Bio- CO2	NBio- CO2	Total CO2	CH4	N2O	CO2e
Category	lb/day										lb/day					
Off-Road	1.1028	11.1249	14.5805	0.0228		0.5679	0.5679		0.5225	0.5225		2,207.6603	2,207.6603	0.7140		2,225.5104
Paving	0.4821					0.0000	0.0000		0.0000	0.0000			0.0000			0.0000
Total	**1.5849**	**11.1249**	**14.5805**	**0.0228**		**0.5679**	**0.5679**		**0.5225**	**0.5225**		**2,207.6603**	**2,207.6603**	**0.7140**		**2,225.5104**

3.6 Paving - 2022

Unmitigated Construction Off-Site

	ROG	NOx	CO	SO2	Fugitive PM10	Exhaust PM10	PM10 Total	Fugitive PM2.5	Exhaust PM2.5	PM2.5 Total	Bio- CO2	NBio- CO2	Total CO2	CH4	N2O	CO2e
Category	lb/day										lb/day					
Hauling	0.0000	0.0000	0.0000	0.0000	0.0000	0.0000	0.0000	0.0000	0.0000	0.0000		0.0000	0.0000	0.0000		0.0000
Vendor	0.0000	0.0000	0.0000	0.0000	0.0000	0.0000	0.0000	0.0000	0.0000	0.0000		0.0000	0.0000	0.0000		0.0000
Worker	0.0712	0.0424	0.5705	1.5900e-003	0.1677	1.0400e-003	0.1687	0.0445	9.6000e-004	0.0454		158.1904	158.1904	4.1900e-003		158.2951
Total	**0.0712**	**0.0424**	**0.5705**	**1.5900e-003**	**0.1677**	**1.0400e-003**	**0.1687**	**0.0445**	**9.6000e-004**	**0.0454**		**158.1904**	**158.1904**	**4.1900e-003**		**158.2951**

Mitigated Construction On-Site

	ROG	NOx	CO	SO2	Fugitive PM10	Exhaust PM10	PM10 Total	Fugitive PM2.5	Exhaust PM2.5	PM2.5 Total	Bio- CO2	NBio- CO2	Total CO2	CH4	N2O	CO2e
Category	lb/day										lb/day					
Off-Road	1.1028	11.1249	14.5805	0.0228		0.5679	0.5679		0.5225	0.5225	0.0000	2,207.6603	2,207.6603	0.7140		2,225.5104
Paving	0.4821					0.0000	0.0000		0.0000	0.0000			0.0000			0.0000
Total	**1.5849**	**11.1249**	**14.5805**	**0.0228**		**0.5679**	**0.5679**		**0.5225**	**0.5225**	**0.0000**	**2,207.6603**	**2,207.6603**	**0.7140**		**2,225.5104**

3.6 Paving - 2022

Mitigated Construction Off-Site

	ROG	NOx	CO	SO2	Fugitive PM10	Exhaust PM10	PM10 Total	Fugitive PM2.5	Exhaust PM2.5	PM2.5 Total	Bio- CO2	NBio- CO2	Total CO2	CH4	N2O	CO2e
Category	lb/day										lb/day					
Hauling	0.0000	0.0000	0.0000	0.0000	0.0000	0.0000	0.0000	0.0000	0.0000	0.0000		0.0000	0.0000	0.0000		0.0000
Vendor	0.0000	0.0000	0.0000	0.0000	0.0000	0.0000	0.0000	0.0000	0.0000	0.0000		0.0000	0.0000	0.0000		0.0000
Worker	0.0712	0.0424	0.5705	1.5900e-003	0.1677	1.0400e-003	0.1687	0.0445	9.6000e-004	0.0454		158.1904	158.1904	4.1900e-003		158.2951
Total	**0.0712**	**0.0424**	**0.5705**	**1.5900e-003**	**0.1677**	**1.0400e-003**	**0.1687**	**0.0445**	**9.6000e-004**	**0.0454**		**158.1904**	**158.1904**	**4.1900e-003**		**158.2951**

3.7 Architectural Coating - 2022

Unmitigated Construction On-Site

	ROG	NOx	CO	SO2	Fugitive PM10	Exhaust PM10	PM10 Total	Fugitive PM2.5	Exhaust PM2.5	PM2.5 Total	Bio- CO2	NBio- CO2	Total CO2	CH4	N2O	CO2e
Category	lb/day										lb/day					
Archit. Coating	71.4992					0.0000	0.0000		0.0000	0.0000			0.0000			0.0000
Off-Road	0.2727	1.8780	2.4181	3.9600e-003		0.1090	0.1090		0.1090	0.1090		375.2641	375.2641	0.0244		375.8749
Total	**71.7719**	**1.8780**	**2.4181**	**3.9600e-003**		**0.1090**	**0.1090**		**0.1090**	**0.1090**		**375.2641**	**375.2641**	**0.0244**		**375.8749**

3.7 Architectural Coating - 2022

Unmitigated Construction Off-Site

	ROG	NOx	CO	SO2	Fugitive PM10	Exhaust PM10	PM10 Total	Fugitive PM2.5	Exhaust PM2.5	PM2.5 Total	Bio- CO2	NBio- CO2	Total CO2	CH4	N2O	CO2e
Category	lb/day										lb/day					
Hauling	0.0000	0.0000	0.0000	0.0000	0.0000	0.0000	0.0000	0.0000	0.0000	0.0000		0.0000	0.0000	0.0000		0.0000
Vendor	0.0000	0.0000	0.0000	0.0000	0.0000	0.0000	0.0000	0.0000	0.0000	0.0000		0.0000	0.0000	0.0000		0.0000
Worker	0.2040	0.1214	1.6353	4.5500e-003	0.4806	2.9800e-003	0.4836	0.1275	2.7500e-003	0.1302		453.4790	453.4790	0.0120		453.7793
Total	**0.2040**	**0.1214**	**1.6353**	**4.5500e-003**	**0.4806**	**2.9800e-003**	**0.4836**	**0.1275**	**2.7500e-003**	**0.1302**		**453.4790**	**453.4790**	**0.0120**		**453.7793**

Mitigated Construction On-Site

	ROG	NOx	CO	SO2	Fugitive PM10	Exhaust PM10	PM10 Total	Fugitive PM2.5	Exhaust PM2.5	PM2.5 Total	Bio- CO2	NBio- CO2	Total CO2	CH4	N2O	CO2e
Category	lb/day										lb/day					
Archit. Coating	71.4992					0.0000	0.0000		0.0000	0.0000			0.0000			0.0000
Off-Road	0.2727	1.8780	2.4181	3.9600e-003		0.1090	0.1090		0.1090	0.1090	0.0000	375.2641	375.2641	0.0244		375.8749
Total	**71.7719**	**1.8780**	**2.4181**	**3.9600e-003**		**0.1090**	**0.1090**		**0.1090**	**0.1090**	**0.0000**	**375.2641**	**375.2641**	**0.0244**		**375.8749**

3.7 Architectural Coating - 2022

Mitigated Construction Off-Site

	ROG	NOx	CO	SO2	Fugitive PM10	Exhaust PM10	PM10 Total	Fugitive PM2.5	Exhaust PM2.5	PM2.5 Total	Bio- CO2	NBio- CO2	Total CO2	CH4	N2O	CO2e
Category	lb/day										lb/day					
Hauling	0.0000	0.0000	0.0000	0.0000	0.0000	0.0000	0.0000	0.0000	0.0000	0.0000		0.0000	0.0000	0.0000		0.0000
Vendor	0.0000	0.0000	0.0000	0.0000	0.0000	0.0000	0.0000	0.0000	0.0000	0.0000		0.0000	0.0000	0.0000		0.0000
Worker	0.2040	0.1214	1.6353	4.5500e-003	0.4806	2.9800e-003	0.4836	0.1275	2.7500e-003	0.1302		453.4790	453.4790	0.0120		453.7793
Total	**0.2040**	**0.1214**	**1.6353**	**4.5500e-003**	**0.4806**	**2.9800e-003**	**0.4836**	**0.1275**	**2.7500e-003**	**0.1302**		**453.4790**	**453.4790**	**0.0120**		**453.7793**

4.0 Operational Detail - Mobile

4.1 Mitigation Measures Mobile

	ROG	NOx	CO	SO2	Fugitive PM10	Exhaust PM10	PM10 Total	Fugitive PM2.5	Exhaust PM2.5	PM2.5 Total	Bio- CO2	NBio- CO2	Total CO2	CH4	N2O	CO2e
Category	lb/day										lb/day					
Mitigated	0.0000	0.0000	0.0000	0.0000	0.0000	0.0000	0.0000	0.0000	0.0000	0.0000		0.0000	0.0000	0.0000		0.0000
Unmitigated	0.0000	0.0000	0.0000	0.0000	0.0000	0.0000	0.0000	0.0000	0.0000	0.0000		0.0000	0.0000	0.0000		0.0000

4.2 Trip Summary Information

	Average Daily Trip Rate			Unmitigated	Mitigated
Land Use	Weekday	Saturday	Sunday	Annual VMT	Annual VMT
Other Non-Asphalt Surfaces	0.00	0.00	0.00		
Parking Lot	0.00	0.00	0.00		
Refrigerated Warehouse-No Rail	0.00	0.00	0.00		
Unrefrigerated Warehouse-No Rail	0.00	0.00	0.00		
Total	0.00	0.00	0.00		

4.3 Trip Type Information

	Miles			Trip %			Trip Purpose %		
Land Use	H-W or C-W	H-S or C-C	H-O or C-NW	H-W or C-W	H-S or C-C	H-O or C-NW	Primary	Diverted	Pass-by
Other Non-Asphalt Surfaces	0.00	0.00	0.00	0.00	0.00	0.00	0	0	0
Parking Lot	0.00	0.00	0.00	0.00	0.00	0.00	0	0	0
Refrigerated Warehouse-No	0.00	0.00	0.00	0.00	0.00	0.00	0	0	0
Unrefrigerated Warehouse-No	0.00	0.00	0.00	0.00	0.00	0.00	0	0	0

4.4 Fleet Mix

Land Use	LDA	LDT1	LDT2	MDV	LHD1	LHD2	MHD	HHD	OBUS	UBUS	MCY	SBUS	MH
Other Non-Asphalt Surfaces	0.553113	0.036408	0.180286	0.116335	0.016165	0.005101	0.018218	0.063797	0.001357	0.001565	0.005903	0.000808	0.000944
Parking Lot	0.553113	0.036408	0.180286	0.116335	0.016165	0.005101	0.018218	0.063797	0.001357	0.001565	0.005903	0.000808	0.000944
Refrigerated Warehouse-No Rail	0.553113	0.036408	0.180286	0.116335	0.016165	0.005101	0.018218	0.063797	0.001357	0.001565	0.005903	0.000808	0.000944
Unrefrigerated Warehouse-No Rail	0.553113	0.036408	0.180286	0.116335	0.016165	0.005101	0.018218	0.063797	0.001357	0.001565	0.005903	0.000808	0.000944

5.0 Energy Detail

Historical Energy Use: N

5.1 Mitigation Measures Energy

	ROG	NOx	CO	SO2	Fugitive PM10	Exhaust PM10	PM10 Total	Fugitive PM2.5	Exhaust PM2.5	PM2.5 Total	Bio- CO2	NBio- CO2	Total CO2	CH4	N2O	CO2e
Category	lb/day										lb/day					
NaturalGas Mitigated	0.0000	0.0000	0.0000	0.0000		0.0000	0.0000		0.0000	0.0000		0.0000	0.0000	0.0000	0.0000	0.0000
NaturalGas Unmitigated	0.0000	0.0000	0.0000	0.0000		0.0000	0.0000		0.0000	0.0000		0.0000	0.0000	0.0000	0.0000	0.0000

5.2 Energy by Land Use - NaturalGas

Unmitigated

	NaturalGas Use	ROG	NOx	CO	SO2	Fugitive PM10	Exhaust PM10	PM10 Total	Fugitive PM2.5	Exhaust PM2.5	PM2.5 Total	Bio- CO2	NBio- CO2	Total CO2	CH4	N2O	CO2e
Land Use	kBTU/yr	lb/day										lb/day					
Other Non-Asphalt Surfaces	0	0.0000	0.0000	0.0000	0.0000		0.0000	0.0000		0.0000	0.0000		0.0000	0.0000	0.0000	0.0000	0.0000
Parking Lot	0	0.0000	0.0000	0.0000	0.0000		0.0000	0.0000		0.0000	0.0000		0.0000	0.0000	0.0000	0.0000	0.0000
Refrigerated Warehouse-No Rail	0	0.0000	0.0000	0.0000	0.0000		0.0000	0.0000		0.0000	0.0000		0.0000	0.0000	0.0000	0.0000	0.0000
Unrefrigerated Warehouse-No Rail	0	0.0000	0.0000	0.0000	0.0000		0.0000	0.0000		0.0000	0.0000		0.0000	0.0000	0.0000	0.0000	0.0000
Total		**0.0000**	**0.0000**	**0.0000**	**0.0000**		**0.0000**	**0.0000**		**0.0000**	**0.0000**		**0.0000**	**0.0000**	**0.0000**	**0.0000**	**0.0000**

5.2 Energy by Land Use - NaturalGas

Mitigated

	NaturalGas Use	ROG	NOx	CO	SO2	Fugitive PM10	Exhaust PM10	PM10 Total	Fugitive PM2.5	Exhaust PM2.5	PM2.5 Total	Bio- CO2	NBio- CO2	Total CO2	CH4	N2O	CO2e
Land Use	kBTU/yr	lb/day										lb/day					
Other Non-Asphalt Surfaces	0	0.0000	0.0000	0.0000	0.0000		0.0000	0.0000		0.0000	0.0000		0.0000	0.0000	0.0000	0.0000	0.0000
Parking Lot	0	0.0000	0.0000	0.0000	0.0000		0.0000	0.0000		0.0000	0.0000		0.0000	0.0000	0.0000	0.0000	0.0000
Refrigerated Warehouse-No Rail	0	0.0000	0.0000	0.0000	0.0000		0.0000	0.0000		0.0000	0.0000		0.0000	0.0000	0.0000	0.0000	0.0000
Unrefrigerated Warehouse-No Rail	0	0.0000	0.0000	0.0000	0.0000		0.0000	0.0000		0.0000	0.0000		0.0000	0.0000	0.0000	0.0000	0.0000
Total		**0.0000**	**0.0000**	**0.0000**	**0.0000**		**0.0000**	**0.0000**		**0.0000**	**0.0000**		**0.0000**	**0.0000**	**0.0000**	**0.0000**	**0.0000**

6.0 Area Detail

6.1 Mitigation Measures Area

	ROG	NOx	CO	SO2	Fugitive PM10	Exhaust PM10	PM10 Total	Fugitive PM2.5	Exhaust PM2.5	PM2.5 Total	Bio- CO2	NBio- CO2	Total CO2	CH4	N2O	CO2e
Category	lb/day										lb/day					
Mitigated	6.8454	4.8000e-004	0.0521	0.0000		1.9000e-004	1.9000e-004		1.9000e-004	1.9000e-004		0.1114	0.1114	2.9000e-004		0.1187
Unmitigated	6.8454	4.8000e-004	0.0521	0.0000		1.9000e-004	1.9000e-004		1.9000e-004	1.9000e-004		0.1114	0.1114	2.9000e-004		0.1187

6.2 Area by SubCategory

Unmitigated

	ROG	NOx	CO	SO2	Fugitive PM10	Exhaust PM10	PM10 Total	Fugitive PM2.5	Exhaust PM2.5	PM2.5 Total	Bio- CO2	NBio- CO2	Total CO2	CH4	N2O	CO2e
SubCategory	lb/day										lb/day					
Architectural Coating	0.7836					0.0000	0.0000		0.0000	0.0000			0.0000			0.0000
Consumer Products	6.0570					0.0000	0.0000		0.0000	0.0000			0.0000			0.0000
Landscaping	4.8400e-003	4.8000e-004	0.0521	0.0000		1.9000e-004	1.9000e-004		1.9000e-004	1.9000e-004		0.1114	0.1114	2.9000e-004		0.1187
Total	**6.8454**	**4.8000e-004**	**0.0521**	**0.0000**		**1.9000e-004**	**1.9000e-004**		**1.9000e-004**	**1.9000e-004**		**0.1114**	**0.1114**	**2.9000e-004**		**0.1187**

6.2 Area by SubCategory

Mitigated

	ROG	NOx	CO	SO2	Fugitive PM10	Exhaust PM10	PM10 Total	Fugitive PM2.5	Exhaust PM2.5	PM2.5 Total	Bio- CO2	NBio- CO2	Total CO2	CH4	N2O	CO2e
SubCategory	lb/day										lb/day					
Architectural Coating	0.7836					0.0000	0.0000		0.0000	0.0000			0.0000			0.0000
Consumer Products	6.0570					0.0000	0.0000		0.0000	0.0000			0.0000			0.0000
Landscaping	4.8400e-003	4.8000e-004	0.0521	0.0000		1.9000e-004	1.9000e-004		1.9000e-004	1.9000e-004		0.1114	0.1114	2.9000e-004		0.1187
Total	**6.8454**	**4.8000e-004**	**0.0521**	**0.0000**		**1.9000e-004**	**1.9000e-004**		**1.9000e-004**	**1.9000e-004**		**0.1114**	**0.1114**	**2.9000e-004**		**0.1187**

7.0 Water Detail

7.1 Mitigation Measures Water

8.0 Waste Detail

8.1 Mitigation Measures Waste

9.0 Operational Offroad

Equipment Type	Number	Hours/Day	Days/Year	Horse Power	Load Factor	Fuel Type

10.0 Stationary Equipment

Fire Pumps and Emergency Generators

Equipment Type	Number	Hours/Day	Hours/Year	Horse Power	Load Factor	Fuel Type

Boilers

Equipment Type	Number	Heat Input/Day	Heat Input/Year	Boiler Rating	Fuel Type

User Defined Equipment

Equipment Type	Number

11.0 Vegetation

Goodman Industrial Park - Phase 2 (Construction - Unmitigated)

San Bernardino-South Coast County, Winter

1.0 Project Characteristics

1.1 Land Usage

Land Uses	Size	Metric	Lot Acreage	Floor Surface Area	Population
Refrigerated Warehouse-No Rail	60.41	1000sqft	1.39	60,412.00	0
Unrefrigerated Warehouse-No Rail	241.65	1000sqft	5.55	241,648.00	0
Other Non-Asphalt Surfaces	54.93	1000sqft	1.26	54,933.00	0
Parking Lot	152.00	Space	3.68	160,353.12	0

1.2 Other Project Characteristics

Urbanization	Urban	**Wind Speed (m/s)**	2.2	**Precipitation Freq (Days)**	32
Climate Zone	10			**Operational Year**	2022
Utility Company	Southern California Edison				
CO2 Intensity (lb/MWhr)	702.44	**CH4 Intensity (lb/MWhr)**	0.029	**N2O Intensity (lb/MWhr)**	0.006

1.3 User Entered Comments & Non-Default Data

Project Characteristics -

Land Use - Phase 2 consist of the construction of Buildings 5 (212,420 sf) and the Future Expansion Area (89,640 sf). Consistent with the Traffic Study, 80% of Buildings are designated for warehouse use and the remanining 20% for high-cube cold storage warehouse use. Parking Spaces consist of both Auto Parking and Trailer Parking

Construction Phase - Construction Schedule consistent with Goodman Logistics Center Fontana III AQ, GHG, & HRA Scoping Agreement.

Off-road Equipment - Equipment based on consultation with the Project applicant.

Off-road Equipment -

Off-road Equipment - Hours are based on an 8 hour workday.

Off-road Equipment -

Off-road Equipment - Hours are based on an 8 hour workday.

Grading - Based on the Equipment List the total acres graded per day is 3.0 acres for grading activities.

Architectural Coating - Rule 1113

Vehicle Trips - Construction Run Only.

Vehicle Emission Factors - EMFAC2017

Vehicle Emission Factors - EMFAC2017

Vehicle Emission Factors - EMFAC2017

Energy Use - Construction Run Only.

Water And Wastewater - Construction Run Only.

Solid Waste - Construction Run Only.

Construction Off-road Equipment Mitigation - Rule 403

Table Name	Column Name	Default Value	New Value
tblArchitecturalCoating	EF_Nonresidential_Exterior	100.00	50.00
tblArchitecturalCoating	EF_Nonresidential_Interior	100.00	50.00
tblArchitecturalCoating	EF_Parking	100.00	50.00
tblConstructionPhase	NumDays	30.00	13.00
tblConstructionPhase	NumDays	300.00	184.00
tblEnergyUse	LightingElect	0.35	0.00

tblEnergyUse	LightingElect	2.37	0.00
tblEnergyUse	LightingElect	1.17	0.00
tblEnergyUse	NT24E	36.52	0.00
tblEnergyUse	NT24E	0.82	0.00
tblEnergyUse	NT24NG	48.51	0.00
tblEnergyUse	NT24NG	0.03	0.00
tblEnergyUse	T24E	1.06	0.00
tblEnergyUse	T24E	0.37	0.00
tblEnergyUse	T24NG	3.25	0.00
tblEnergyUse	T24NG	2.00	0.00
tblGrading	AcresOfGrading	32.50	39.00
tblLandUse	LandUseSquareFeet	60,800.00	160,353.12
tblLandUse	LotAcreage	1.37	3.68
tblOffRoadEquipment	UsageHours	6.00	8.00
tblOffRoadEquipment	UsageHours	7.00	8.00
tblOffRoadEquipment	UsageHours	7.00	8.00
tblSolidWaste	SolidWasteGenerationRate	56.79	0.00
tblSolidWaste	SolidWasteGenerationRate	227.15	0.00
tblVehicleEF	HHD	1.21	0.32
tblVehicleEF	HHD	0.04	2.3880e-003
tblVehicleEF	HHD	0.10	0.00
tblVehicleEF	HHD	3.29	93.15
tblVehicleEF	HHD	0.57	0.26
tblVehicleEF	HHD	1.82	2.2600e-003
tblVehicleEF	HHD	6,933.41	16,719.13
tblVehicleEF	HHD	1,475.79	1,347.67
tblVehicleEF	HHD	5.54	0.02

tblVehicleEF	HHD	26.50	86.33
tblVehicleEF	HHD	2.50	2.76
tblVehicleEF	HHD	9.7780e-003	0.04
tblVehicleEF	HHD	0.06	0.06
tblVehicleEF	HHD	0.04	0.04
tblVehicleEF	HHD	0.01	0.03
tblVehicleEF	HHD	5.1000e-005	1.0000e-006
tblVehicleEF	HHD	9.3550e-003	0.04
tblVehicleEF	HHD	0.03	0.03
tblVehicleEF	HHD	8.8810e-003	8.8160e-003
tblVehicleEF	HHD	0.01	0.03
tblVehicleEF	HHD	4.7000e-005	1.0000e-006
tblVehicleEF	HHD	8.5000e-005	3.4000e-005
tblVehicleEF	HHD	3.1910e-003	1.0400e-004
tblVehicleEF	HHD	0.84	6.69
tblVehicleEF	HHD	5.2000e-005	2.0000e-005
tblVehicleEF	HHD	0.08	0.05
tblVehicleEF	HHD	2.1700e-004	5.2200e-004
tblVehicleEF	HHD	0.05	1.0000e-006
tblVehicleEF	HHD	0.07	0.16
tblVehicleEF	HHD	0.01	0.01
tblVehicleEF	HHD	8.6000e-005	0.00
tblVehicleEF	HHD	8.5000e-005	3.4000e-005
tblVehicleEF	HHD	3.1910e-003	1.0400e-004
tblVehicleEF	HHD	0.97	7.61
tblVehicleEF	HHD	5.2000e-005	2.0000e-005
tblVehicleEF	HHD	0.13	0.06

tblVehicleEF	HHD	2.1700e-004	5.2200e-004
tblVehicleEF	HHD	0.06	1.0000e-006
tblVehicleEF	HHD	1.14	0.34
tblVehicleEF	HHD	0.04	2.3890e-003
tblVehicleEF	HHD	0.09	0.00
tblVehicleEF	HHD	2.39	91.41
tblVehicleEF	HHD	0.57	0.26
tblVehicleEF	HHD	1.70	2.1220e-003
tblVehicleEF	HHD	7,345.18	16,613.96
tblVehicleEF	HHD	1,475.79	1,347.67
tblVehicleEF	HHD	5.54	0.02
tblVehicleEF	HHD	27.35	83.18
tblVehicleEF	HHD	2.36	2.60
tblVehicleEF	HHD	8.2750e-003	0.04
tblVehicleEF	HHD	0.06	0.06
tblVehicleEF	HHD	0.04	0.04
tblVehicleEF	HHD	0.01	0.03
tblVehicleEF	HHD	5.1000e-005	1.0000e-006
tblVehicleEF	HHD	7.9170e-003	0.04
tblVehicleEF	HHD	0.03	0.03
tblVehicleEF	HHD	8.8810e-003	8.8160e-003
tblVehicleEF	HHD	0.01	0.03
tblVehicleEF	HHD	4.7000e-005	1.0000e-006
tblVehicleEF	HHD	1.6800e-004	7.2000e-005
tblVehicleEF	HHD	3.5970e-003	1.2200e-004
tblVehicleEF	HHD	0.79	7.03
tblVehicleEF	HHD	1.1700e-004	4.9000e-005

tblVehicleEF	HHD	0.08	0.05
tblVehicleEF	HHD	2.2100e-004	5.3900e-004
tblVehicleEF	HHD	0.05	1.0000e-006
tblVehicleEF	HHD	0.07	0.16
tblVehicleEF	HHD	0.01	0.01
tblVehicleEF	HHD	8.4000e-005	0.00
tblVehicleEF	HHD	1.6800e-004	7.2000e-005
tblVehicleEF	HHD	3.5970e-003	1.2200e-004
tblVehicleEF	HHD	0.91	8.00
tblVehicleEF	HHD	1.1700e-004	4.9000e-005
tblVehicleEF	HHD	0.13	0.06
tblVehicleEF	HHD	2.2100e-004	5.3900e-004
tblVehicleEF	HHD	0.06	1.0000e-006
tblVehicleEF	HHD	1.31	0.30
tblVehicleEF	HHD	0.04	2.3880e-003
tblVehicleEF	HHD	0.10	0.00
tblVehicleEF	HHD	4.53	95.56
tblVehicleEF	HHD	0.57	0.26
tblVehicleEF	HHD	1.79	2.2320e-003
tblVehicleEF	HHD	6,364.76	16,864.37
tblVehicleEF	HHD	1,475.79	1,347.67
tblVehicleEF	HHD	5.54	0.02
tblVehicleEF	HHD	25.32	90.68
tblVehicleEF	HHD	2.46	2.72
tblVehicleEF	HHD	0.01	0.05
tblVehicleEF	HHD	0.06	0.06
tblVehicleEF	HHD	0.04	0.04

tblVehicleEF	HHD	0.01	0.03
tblVehicleEF	HHD	5.1000e-005	1.0000e-006
tblVehicleEF	HHD	0.01	0.05
tblVehicleEF	HHD	0.03	0.03
tblVehicleEF	HHD	8.8810e-003	8.8160e-003
tblVehicleEF	HHD	0.01	0.03
tblVehicleEF	HHD	4.7000e-005	1.0000e-006
tblVehicleEF	HHD	8.5000e-005	3.8000e-005
tblVehicleEF	HHD	3.4760e-003	1.2300e-004
tblVehicleEF	HHD	0.91	6.22
tblVehicleEF	HHD	5.2000e-005	2.0000e-005
tblVehicleEF	HHD	0.08	0.05
tblVehicleEF	HHD	2.3300e-004	5.4600e-004
tblVehicleEF	HHD	0.05	1.0000e-006
tblVehicleEF	HHD	0.06	0.16
tblVehicleEF	HHD	0.01	0.01
tblVehicleEF	HHD	8.5000e-005	0.00
tblVehicleEF	HHD	8.5000e-005	3.8000e-005
tblVehicleEF	HHD	3.4760e-003	1.2300e-004
tblVehicleEF	HHD	1.05	7.08
tblVehicleEF	HHD	5.2000e-005	2.0000e-005
tblVehicleEF	HHD	0.13	0.06
tblVehicleEF	HHD	2.3300e-004	5.4600e-004
tblVehicleEF	HHD	0.06	1.0000e-006
tblVehicleEF	LDA	4.2030e-003	2.4750e-003
tblVehicleEF	LDA	5.6230e-003	0.05
tblVehicleEF	LDA	0.57	0.66

tblVehicleEF	LDA	1.19	2.16
tblVehicleEF	LDA	251.29	265.70
tblVehicleEF	LDA	57.15	53.86
tblVehicleEF	LDA	0.05	0.04
tblVehicleEF	LDA	1.6780e-003	1.4710e-003
tblVehicleEF	LDA	2.2790e-003	1.8580e-003
tblVehicleEF	LDA	1.5460e-003	1.3550e-003
tblVehicleEF	LDA	2.0960e-003	1.7080e-003
tblVehicleEF	LDA	0.04	0.27
tblVehicleEF	LDA	0.10	0.10
tblVehicleEF	LDA	0.03	0.21
tblVehicleEF	LDA	0.01	9.4820e-003
tblVehicleEF	LDA	0.03	0.21
tblVehicleEF	LDA	0.08	0.23
tblVehicleEF	LDA	2.5170e-003	2.6290e-003
tblVehicleEF	LDA	5.9200e-004	5.3300e-004
tblVehicleEF	LDA	0.04	0.27
tblVehicleEF	LDA	0.10	0.10
tblVehicleEF	LDA	0.03	0.21
tblVehicleEF	LDA	0.02	0.01
tblVehicleEF	LDA	0.03	0.21
tblVehicleEF	LDA	0.08	0.25
tblVehicleEF	LDA	4.7900e-003	2.8390e-003
tblVehicleEF	LDA	4.6890e-003	0.04
tblVehicleEF	LDA	0.71	0.81
tblVehicleEF	LDA	0.99	1.79
tblVehicleEF	LDA	274.94	290.16

tblVehicleEF	LDA	57.15	53.16
tblVehicleEF	LDA	0.05	0.04
tblVehicleEF	LDA	1.6780e-003	1.4710e-003
tblVehicleEF	LDA	2.2790e-003	1.8580e-003
tblVehicleEF	LDA	1.5460e-003	1.3550e-003
tblVehicleEF	LDA	2.0960e-003	1.7080e-003
tblVehicleEF	LDA	0.09	0.55
tblVehicleEF	LDA	0.12	0.12
tblVehicleEF	LDA	0.07	0.45
tblVehicleEF	LDA	0.01	0.01
tblVehicleEF	LDA	0.03	0.21
tblVehicleEF	LDA	0.06	0.19
tblVehicleEF	LDA	2.7550e-003	2.8710e-003
tblVehicleEF	LDA	5.8800e-004	5.2600e-004
tblVehicleEF	LDA	0.09	0.55
tblVehicleEF	LDA	0.12	0.12
tblVehicleEF	LDA	0.07	0.45
tblVehicleEF	LDA	0.02	0.02
tblVehicleEF	LDA	0.03	0.21
tblVehicleEF	LDA	0.07	0.21
tblVehicleEF	LDA	4.0860e-003	2.4150e-003
tblVehicleEF	LDA	5.5870e-003	0.05
tblVehicleEF	LDA	0.54	0.62
tblVehicleEF	LDA	1.18	2.12
tblVehicleEF	LDA	245.70	259.97
tblVehicleEF	LDA	57.15	53.80
tblVehicleEF	LDA	0.05	0.04

tblVehicleEF	LDA	1.6780e-003	1.4710e-003
tblVehicleEF	LDA	2.2790e-003	1.8580e-003
tblVehicleEF	LDA	1.5460e-003	1.3550e-003
tblVehicleEF	LDA	2.0960e-003	1.7080e-003
tblVehicleEF	LDA	0.05	0.27
tblVehicleEF	LDA	0.11	0.11
tblVehicleEF	LDA	0.03	0.20
tblVehicleEF	LDA	0.01	9.2350e-003
tblVehicleEF	LDA	0.04	0.24
tblVehicleEF	LDA	0.08	0.23
tblVehicleEF	LDA	2.4600e-003	2.5720e-003
tblVehicleEF	LDA	5.9100e-004	5.3200e-004
tblVehicleEF	LDA	0.05	0.27
tblVehicleEF	LDA	0.11	0.11
tblVehicleEF	LDA	0.03	0.20
tblVehicleEF	LDA	0.01	0.01
tblVehicleEF	LDA	0.04	0.24
tblVehicleEF	LDA	0.08	0.25
tblVehicleEF	LDT1	0.01	7.1090e-003
tblVehicleEF	LDT1	0.02	0.08
tblVehicleEF	LDT1	1.54	1.45
tblVehicleEF	LDT1	3.61	2.44
tblVehicleEF	LDT1	313.68	312.14
tblVehicleEF	LDT1	70.93	65.50
tblVehicleEF	LDT1	0.16	0.13
tblVehicleEF	LDT1	2.7050e-003	2.2090e-003
tblVehicleEF	LDT1	3.6920e-003	2.8520e-003

tblVehicleEF	LDT1	2.4910e-003	2.0320e-003
tblVehicleEF	LDT1	3.3960e-003	2.6220e-003
tblVehicleEF	LDT1	0.18	0.85
tblVehicleEF	LDT1	0.33	0.26
tblVehicleEF	LDT1	0.13	0.60
tblVehicleEF	LDT1	0.03	0.03
tblVehicleEF	LDT1	0.20	0.88
tblVehicleEF	LDT1	0.26	0.43
tblVehicleEF	LDT1	3.1570e-003	3.0890e-003
tblVehicleEF	LDT1	7.7300e-004	6.4800e-004
tblVehicleEF	LDT1	0.18	0.85
tblVehicleEF	LDT1	0.33	0.26
tblVehicleEF	LDT1	0.13	0.60
tblVehicleEF	LDT1	0.05	0.05
tblVehicleEF	LDT1	0.20	0.88
tblVehicleEF	LDT1	0.28	0.48
tblVehicleEF	LDT1	0.02	8.0650e-003
tblVehicleEF	LDT1	0.02	0.07
tblVehicleEF	LDT1	1.85	1.75
tblVehicleEF	LDT1	2.97	2.02
tblVehicleEF	LDT1	341.75	337.45
tblVehicleEF	LDT1	70.93	64.59
tblVehicleEF	LDT1	0.14	0.12
tblVehicleEF	LDT1	2.7050e-003	2.2090e-003
tblVehicleEF	LDT1	3.6920e-003	2.8520e-003
tblVehicleEF	LDT1	2.4910e-003	2.0320e-003
tblVehicleEF	LDT1	3.3960e-003	2.6220e-003

tblVehicleEF	LDT1	0.37	1.76
tblVehicleEF	LDT1	0.41	0.33
tblVehicleEF	LDT1	0.27	1.29
tblVehicleEF	LDT1	0.04	0.04
tblVehicleEF	LDT1	0.20	0.88
tblVehicleEF	LDT1	0.21	0.36
tblVehicleEF	LDT1	3.4420e-003	3.3390e-003
tblVehicleEF	LDT1	7.6200e-004	6.3900e-004
tblVehicleEF	LDT1	0.37	1.76
tblVehicleEF	LDT1	0.41	0.33
tblVehicleEF	LDT1	0.27	1.29
tblVehicleEF	LDT1	0.06	0.05
tblVehicleEF	LDT1	0.20	0.88
tblVehicleEF	LDT1	0.23	0.40
tblVehicleEF	LDT1	0.01	6.9430e-003
tblVehicleEF	LDT1	0.02	0.08
tblVehicleEF	LDT1	1.47	1.38
tblVehicleEF	LDT1	3.55	2.40
tblVehicleEF	LDT1	307.06	306.14
tblVehicleEF	LDT1	70.93	65.42
tblVehicleEF	LDT1	0.15	0.12
tblVehicleEF	LDT1	2.7050e-003	2.2090e-003
tblVehicleEF	LDT1	3.6920e-003	2.8520e-003
tblVehicleEF	LDT1	2.4910e-003	2.0320e-003
tblVehicleEF	LDT1	3.3960e-003	2.6220e-003
tblVehicleEF	LDT1	0.19	0.89
tblVehicleEF	LDT1	0.39	0.30

tblVehicleEF	LDT1	0.12	0.55
tblVehicleEF	LDT1	0.03	0.03
tblVehicleEF	LDT1	0.23	1.03
tblVehicleEF	LDT1	0.25	0.43
tblVehicleEF	LDT1	3.0890e-003	3.0290e-003
tblVehicleEF	LDT1	7.7200e-004	6.4700e-004
tblVehicleEF	LDT1	0.19	0.89
tblVehicleEF	LDT1	0.39	0.30
tblVehicleEF	LDT1	0.12	0.55
tblVehicleEF	LDT1	0.05	0.04
tblVehicleEF	LDT1	0.23	1.03
tblVehicleEF	LDT1	0.28	0.47
tblVehicleEF	LDT2	6.3270e-003	4.3120e-003
tblVehicleEF	LDT2	8.1990e-003	0.07
tblVehicleEF	LDT2	0.80	0.98
tblVehicleEF	LDT2	1.67	2.78
tblVehicleEF	LDT2	351.15	334.03
tblVehicleEF	LDT2	79.39	70.30
tblVehicleEF	LDT2	0.09	0.09
tblVehicleEF	LDT2	1.7270e-003	1.5300e-003
tblVehicleEF	LDT2	2.4170e-003	1.9480e-003
tblVehicleEF	LDT2	1.5880e-003	1.4080e-003
tblVehicleEF	LDT2	2.2220e-003	1.7910e-003
tblVehicleEF	LDT2	0.06	0.46
tblVehicleEF	LDT2	0.13	0.15
tblVehicleEF	LDT2	0.05	0.38
tblVehicleEF	LDT2	0.02	0.02

tblVehicleEF	LDT2	0.07	0.48
tblVehicleEF	LDT2	0.11	0.35
tblVehicleEF	LDT2	3.5180e-003	3.3050e-003
tblVehicleEF	LDT2	8.2200e-004	6.9600e-004
tblVehicleEF	LDT2	0.06	0.46
tblVehicleEF	LDT2	0.13	0.15
tblVehicleEF	LDT2	0.05	0.38
tblVehicleEF	LDT2	0.02	0.03
tblVehicleEF	LDT2	0.07	0.48
tblVehicleEF	LDT2	0.12	0.38
tblVehicleEF	LDT2	7.1840e-003	4.9250e-003
tblVehicleEF	LDT2	6.8290e-003	0.06
tblVehicleEF	LDT2	0.97	1.19
tblVehicleEF	LDT2	1.38	2.30
tblVehicleEF	LDT2	383.36	358.66
tblVehicleEF	LDT2	79.39	69.35
tblVehicleEF	LDT2	0.08	0.08
tblVehicleEF	LDT2	1.7270e-003	1.5300e-003
tblVehicleEF	LDT2	2.4170e-003	1.9480e-003
tblVehicleEF	LDT2	1.5880e-003	1.4080e-003
tblVehicleEF	LDT2	2.2220e-003	1.7910e-003
tblVehicleEF	LDT2	0.13	0.95
tblVehicleEF	LDT2	0.15	0.18
tblVehicleEF	LDT2	0.11	0.80
tblVehicleEF	LDT2	0.02	0.02
tblVehicleEF	LDT2	0.07	0.48
tblVehicleEF	LDT2	0.09	0.29

tblVehicleEF	LDT2	3.8420e-003	3.5480e-003
tblVehicleEF	LDT2	8.1700e-004	6.8600e-004
tblVehicleEF	LDT2	0.13	0.95
tblVehicleEF	LDT2	0.15	0.18
tblVehicleEF	LDT2	0.11	0.80
tblVehicleEF	LDT2	0.03	0.03
tblVehicleEF	LDT2	0.07	0.48
tblVehicleEF	LDT2	0.10	0.32
tblVehicleEF	LDT2	6.1560e-003	4.2090e-003
tblVehicleEF	LDT2	8.1410e-003	0.07
tblVehicleEF	LDT2	0.75	0.92
tblVehicleEF	LDT2	1.64	2.74
tblVehicleEF	LDT2	343.55	328.19
tblVehicleEF	LDT2	79.39	70.22
tblVehicleEF	LDT2	0.08	0.09
tblVehicleEF	LDT2	1.7270e-003	1.5300e-003
tblVehicleEF	LDT2	2.4170e-003	1.9480e-003
tblVehicleEF	LDT2	1.5880e-003	1.4080e-003
tblVehicleEF	LDT2	2.2220e-003	1.7910e-003
tblVehicleEF	LDT2	0.06	0.46
tblVehicleEF	LDT2	0.14	0.16
tblVehicleEF	LDT2	0.05	0.35
tblVehicleEF	LDT2	0.02	0.02
tblVehicleEF	LDT2	0.08	0.56
tblVehicleEF	LDT2	0.11	0.35
tblVehicleEF	LDT2	3.4410e-003	3.2470e-003
tblVehicleEF	LDT2	8.2200e-004	6.9500e-004

tblVehicleEF	LDT2	0.06	0.46
tblVehicleEF	LDT2	0.14	0.16
tblVehicleEF	LDT2	0.05	0.35
tblVehicleEF	LDT2	0.02	0.03
tblVehicleEF	LDT2	0.08	0.56
tblVehicleEF	LDT2	0.12	0.38
tblVehicleEF	LHD1	5.2170e-003	0.07
tblVehicleEF	LHD1	0.01	6.5090e-003
tblVehicleEF	LHD1	0.02	0.02
tblVehicleEF	LHD1	0.14	2.39
tblVehicleEF	LHD1	1.07	0.88
tblVehicleEF	LHD1	2.60	1.03
tblVehicleEF	LHD1	9.23	128.99
tblVehicleEF	LHD1	609.20	648.62
tblVehicleEF	LHD1	30.40	10.79
tblVehicleEF	LHD1	0.09	1.09
tblVehicleEF	LHD1	2.12	1.54
tblVehicleEF	LHD1	9.6500e-004	0.01
tblVehicleEF	LHD1	0.01	9.9680e-003
tblVehicleEF	LHD1	0.01	0.01
tblVehicleEF	LHD1	9.5800e-004	2.6300e-004
tblVehicleEF	LHD1	9.2400e-004	0.01
tblVehicleEF	LHD1	2.5390e-003	2.4920e-003
tblVehicleEF	LHD1	0.01	0.01
tblVehicleEF	LHD1	8.8100e-004	2.4200e-004
tblVehicleEF	LHD1	3.7070e-003	0.04
tblVehicleEF	LHD1	0.11	0.09

tblVehicleEF	LHD1	0.02	0.29
tblVehicleEF	LHD1	1.8240e-003	0.02
tblVehicleEF	LHD1	0.08	0.07
tblVehicleEF	LHD1	0.35	0.60
tblVehicleEF	LHD1	0.27	0.08
tblVehicleEF	LHD1	9.2000e-005	1.2480e-003
tblVehicleEF	LHD1	5.9760e-003	6.3130e-003
tblVehicleEF	LHD1	3.5300e-004	1.0700e-004
tblVehicleEF	LHD1	3.7070e-003	0.04
tblVehicleEF	LHD1	0.11	0.09
tblVehicleEF	LHD1	0.02	0.40
tblVehicleEF	LHD1	1.8240e-003	0.02
tblVehicleEF	LHD1	0.10	0.08
tblVehicleEF	LHD1	0.35	0.60
tblVehicleEF	LHD1	0.29	0.09
tblVehicleEF	LHD1	5.2170e-003	0.07
tblVehicleEF	LHD1	0.01	6.6670e-003
tblVehicleEF	LHD1	0.02	0.02
tblVehicleEF	LHD1	0.14	2.39
tblVehicleEF	LHD1	1.09	0.90
tblVehicleEF	LHD1	2.43	0.97
tblVehicleEF	LHD1	9.23	128.99
tblVehicleEF	LHD1	609.20	648.66
tblVehicleEF	LHD1	30.40	10.67
tblVehicleEF	LHD1	0.09	1.09
tblVehicleEF	LHD1	1.98	1.44
tblVehicleEF	LHD1	9.6500e-004	0.01

tblVehicleEF	LHD1	0.01	9.9680e-003
tblVehicleEF	LHD1	0.01	0.01
tblVehicleEF	LHD1	9.5800e-004	2.6300e-004
tblVehicleEF	LHD1	9.2400e-004	0.01
tblVehicleEF	LHD1	2.5390e-003	2.4920e-003
tblVehicleEF	LHD1	0.01	0.01
tblVehicleEF	LHD1	8.8100e-004	2.4200e-004
tblVehicleEF	LHD1	7.3080e-003	0.09
tblVehicleEF	LHD1	0.13	0.11
tblVehicleEF	LHD1	0.02	0.29
tblVehicleEF	LHD1	4.1220e-003	0.05
tblVehicleEF	LHD1	0.09	0.07
tblVehicleEF	LHD1	0.36	0.60
tblVehicleEF	LHD1	0.25	0.08
tblVehicleEF	LHD1	9.2000e-005	1.2480e-003
tblVehicleEF	LHD1	5.9770e-003	6.3140e-003
tblVehicleEF	LHD1	3.5000e-004	1.0600e-004
tblVehicleEF	LHD1	7.3080e-003	0.09
tblVehicleEF	LHD1	0.13	0.11
tblVehicleEF	LHD1	0.02	0.40
tblVehicleEF	LHD1	4.1220e-003	0.05
tblVehicleEF	LHD1	0.11	0.09
tblVehicleEF	LHD1	0.36	0.60
tblVehicleEF	LHD1	0.28	0.08
tblVehicleEF	LHD1	5.2170e-003	0.07
tblVehicleEF	LHD1	0.01	6.5250e-003
tblVehicleEF	LHD1	0.02	0.02

tblVehicleEF	LHD1	0.14	2.39
tblVehicleEF	LHD1	1.07	0.89
tblVehicleEF	LHD1	2.55	1.02
tblVehicleEF	LHD1	9.23	128.99
tblVehicleEF	LHD1	609.20	648.63
tblVehicleEF	LHD1	30.40	10.76
tblVehicleEF	LHD1	0.09	1.09
tblVehicleEF	LHD1	2.08	1.51
tblVehicleEF	LHD1	9.6500e-004	0.01
tblVehicleEF	LHD1	0.01	9.9680e-003
tblVehicleEF	LHD1	0.01	0.01
tblVehicleEF	LHD1	9.5800e-004	2.6300e-004
tblVehicleEF	LHD1	9.2400e-004	0.01
tblVehicleEF	LHD1	2.5390e-003	2.4920e-003
tblVehicleEF	LHD1	0.01	0.01
tblVehicleEF	LHD1	8.8100e-004	2.4200e-004
tblVehicleEF	LHD1	4.0430e-003	0.05
tblVehicleEF	LHD1	0.13	0.10
tblVehicleEF	LHD1	0.02	0.29
tblVehicleEF	LHD1	1.7940e-003	0.02
tblVehicleEF	LHD1	0.08	0.07
tblVehicleEF	LHD1	0.38	0.64
tblVehicleEF	LHD1	0.26	0.08
tblVehicleEF	LHD1	9.2000e-005	1.2480e-003
tblVehicleEF	LHD1	5.9760e-003	6.3130e-003
tblVehicleEF	LHD1	3.5200e-004	1.0600e-004
tblVehicleEF	LHD1	4.0430e-003	0.05

tblVehicleEF	LHD1	0.13	0.10
tblVehicleEF	LHD1	0.02	0.40
tblVehicleEF	LHD1	1.7940e-003	0.02
tblVehicleEF	LHD1	0.10	0.08
tblVehicleEF	LHD1	0.38	0.64
tblVehicleEF	LHD1	0.29	0.09
tblVehicleEF	LHD2	3.5950e-003	0.04
tblVehicleEF	LHD2	4.6110e-003	4.1580e-003
tblVehicleEF	LHD2	8.1370e-003	9.5080e-003
tblVehicleEF	LHD2	0.12	1.83
tblVehicleEF	LHD2	0.50	0.56
tblVehicleEF	LHD2	1.20	0.61
tblVehicleEF	LHD2	14.27	193.92
tblVehicleEF	LHD2	608.52	648.96
tblVehicleEF	LHD2	24.46	7.78
tblVehicleEF	LHD2	0.11	1.53
tblVehicleEF	LHD2	1.49	1.65
tblVehicleEF	LHD2	1.2830e-003	0.02
tblVehicleEF	LHD2	0.01	0.01
tblVehicleEF	LHD2	0.01	0.01
tblVehicleEF	LHD2	4.0000e-004	1.2600e-004
tblVehicleEF	LHD2	1.2280e-003	0.02
tblVehicleEF	LHD2	2.6860e-003	2.6930e-003
tblVehicleEF	LHD2	0.01	0.01
tblVehicleEF	LHD2	3.6800e-004	1.1600e-004
tblVehicleEF	LHD2	1.3070e-003	0.02
tblVehicleEF	LHD2	0.04	0.05

tblVehicleEF	LHD2	0.01	0.22
tblVehicleEF	LHD2	7.0300e-004	0.01
tblVehicleEF	LHD2	0.06	0.06
tblVehicleEF	LHD2	0.09	0.29
tblVehicleEF	LHD2	0.11	0.05
tblVehicleEF	LHD2	1.3900e-004	1.8530e-003
tblVehicleEF	LHD2	5.9200e-003	6.2610e-003
tblVehicleEF	LHD2	2.6700e-004	7.7000e-005
tblVehicleEF	LHD2	1.3070e-003	0.02
tblVehicleEF	LHD2	0.04	0.05
tblVehicleEF	LHD2	0.02	0.30
tblVehicleEF	LHD2	7.0300e-004	0.01
tblVehicleEF	LHD2	0.07	0.07
tblVehicleEF	LHD2	0.09	0.29
tblVehicleEF	LHD2	0.12	0.05
tblVehicleEF	LHD2	3.5950e-003	0.04
tblVehicleEF	LHD2	4.6760e-003	4.2030e-003
tblVehicleEF	LHD2	7.7630e-003	9.0810e-003
tblVehicleEF	LHD2	0.12	1.83
tblVehicleEF	LHD2	0.50	0.56
tblVehicleEF	LHD2	1.13	0.57
tblVehicleEF	LHD2	14.27	193.92
tblVehicleEF	LHD2	608.52	648.97
tblVehicleEF	LHD2	24.46	7.71
tblVehicleEF	LHD2	0.11	1.53
tblVehicleEF	LHD2	1.40	1.55
tblVehicleEF	LHD2	1.2830e-003	0.02

tblVehicleEF	LHD2	0.01	0.01
tblVehicleEF	LHD2	0.01	0.01
tblVehicleEF	LHD2	4.0000e-004	1.2600e-004
tblVehicleEF	LHD2	1.2280e-003	0.02
tblVehicleEF	LHD2	2.6860e-003	2.6930e-003
tblVehicleEF	LHD2	0.01	0.01
tblVehicleEF	LHD2	3.6800e-004	1.1600e-004
tblVehicleEF	LHD2	2.5220e-003	0.04
tblVehicleEF	LHD2	0.04	0.06
tblVehicleEF	LHD2	0.01	0.22
tblVehicleEF	LHD2	1.5220e-003	0.02
tblVehicleEF	LHD2	0.06	0.06
tblVehicleEF	LHD2	0.09	0.29
tblVehicleEF	LHD2	0.10	0.04
tblVehicleEF	LHD2	1.3900e-004	1.8530e-003
tblVehicleEF	LHD2	5.9200e-003	6.2610e-003
tblVehicleEF	LHD2	2.6500e-004	7.6000e-005
tblVehicleEF	LHD2	2.5220e-003	0.04
tblVehicleEF	LHD2	0.04	0.06
tblVehicleEF	LHD2	0.02	0.30
tblVehicleEF	LHD2	1.5220e-003	0.02
tblVehicleEF	LHD2	0.07	0.07
tblVehicleEF	LHD2	0.09	0.29
tblVehicleEF	LHD2	0.11	0.05
tblVehicleEF	LHD2	3.5950e-003	0.04
tblVehicleEF	LHD2	4.6180e-003	4.1630e-003
tblVehicleEF	LHD2	8.0640e-003	9.4270e-003

tblVehicleEF	LHD2	0.12	1.83
tblVehicleEF	LHD2	0.50	0.56
tblVehicleEF	LHD2	1.19	0.60
tblVehicleEF	LHD2	14.27	193.92
tblVehicleEF	LHD2	608.52	648.96
tblVehicleEF	LHD2	24.46	7.77
tblVehicleEF	LHD2	0.11	1.53
tblVehicleEF	LHD2	1.46	1.62
tblVehicleEF	LHD2	1.2830e-003	0.02
tblVehicleEF	LHD2	0.01	0.01
tblVehicleEF	LHD2	0.01	0.01
tblVehicleEF	LHD2	4.0000e-004	1.2600e-004
tblVehicleEF	LHD2	1.2280e-003	0.02
tblVehicleEF	LHD2	2.6860e-003	2.6930e-003
tblVehicleEF	LHD2	0.01	0.01
tblVehicleEF	LHD2	3.6800e-004	1.1600e-004
tblVehicleEF	LHD2	1.3460e-003	0.02
tblVehicleEF	LHD2	0.04	0.05
tblVehicleEF	LHD2	0.01	0.22
tblVehicleEF	LHD2	6.8700e-004	0.01
tblVehicleEF	LHD2	0.06	0.06
tblVehicleEF	LHD2	0.10	0.31
tblVehicleEF	LHD2	0.11	0.05
tblVehicleEF	LHD2	1.3900e-004	1.8530e-003
tblVehicleEF	LHD2	5.9200e-003	6.2610e-003
tblVehicleEF	LHD2	2.6600e-004	7.7000e-005
tblVehicleEF	LHD2	1.3460e-003	0.02

tblVehicleEF	LHD2	0.04	0.05
tblVehicleEF	LHD2	0.02	0.30
tblVehicleEF	LHD2	6.8700e-004	0.01
tblVehicleEF	LHD2	0.07	0.07
tblVehicleEF	LHD2	0.10	0.31
tblVehicleEF	LHD2	0.12	0.05
tblVehicleEF	MCY	0.43	0.33
tblVehicleEF	MCY	0.16	0.25
tblVehicleEF	MCY	20.55	20.74
tblVehicleEF	MCY	9.93	8.78
tblVehicleEF	MCY	167.73	210.98
tblVehicleEF	MCY	46.45	61.55
tblVehicleEF	MCY	1.16	1.17
tblVehicleEF	MCY	1.8610e-003	1.8280e-003
tblVehicleEF	MCY	3.6730e-003	3.0520e-003
tblVehicleEF	MCY	1.7420e-003	1.7110e-003
tblVehicleEF	MCY	3.4650e-003	2.8770e-003
tblVehicleEF	MCY	1.45	2.89
tblVehicleEF	MCY	0.84	0.84
tblVehicleEF	MCY	0.80	1.59
tblVehicleEF	MCY	2.23	2.23
tblVehicleEF	MCY	0.49	2.04
tblVehicleEF	MCY	2.16	1.90
tblVehicleEF	MCY	2.0770e-003	2.0880e-003
tblVehicleEF	MCY	6.9000e-004	6.0900e-004
tblVehicleEF	MCY	1.45	2.89
tblVehicleEF	MCY	0.84	0.84

tblVehicleEF	MCY	0.80	1.59
tblVehicleEF	MCY	2.74	2.74
tblVehicleEF	MCY	0.49	2.04
tblVehicleEF	MCY	2.35	2.07
tblVehicleEF	MCY	0.42	0.32
tblVehicleEF	MCY	0.14	0.22
tblVehicleEF	MCY	20.68	20.87
tblVehicleEF	MCY	9.05	7.97
tblVehicleEF	MCY	167.73	210.98
tblVehicleEF	MCY	46.45	59.35
tblVehicleEF	MCY	0.99	0.99
tblVehicleEF	MCY	1.8610e-003	1.8280e-003
tblVehicleEF	MCY	3.6730e-003	3.0520e-003
tblVehicleEF	MCY	1.7420e-003	1.7110e-003
tblVehicleEF	MCY	3.4650e-003	2.8770e-003
tblVehicleEF	MCY	3.14	6.27
tblVehicleEF	MCY	1.27	1.28
tblVehicleEF	MCY	2.13	4.24
tblVehicleEF	MCY	2.17	2.17
tblVehicleEF	MCY	0.49	2.03
tblVehicleEF	MCY	1.86	1.63
tblVehicleEF	MCY	2.0770e-003	2.0880e-003
tblVehicleEF	MCY	6.6700e-004	5.8700e-004
tblVehicleEF	MCY	3.14	6.27
tblVehicleEF	MCY	1.27	1.28
tblVehicleEF	MCY	2.13	4.24
tblVehicleEF	MCY	2.67	2.67

tblVehicleEF	MCY	0.49	2.03
tblVehicleEF	MCY	2.02	1.77
tblVehicleEF	MCY	0.42	0.32
tblVehicleEF	MCY	0.15	0.24
tblVehicleEF	MCY	19.63	19.79
tblVehicleEF	MCY	9.55	8.43
tblVehicleEF	MCY	167.73	209.35
tblVehicleEF	MCY	46.45	60.75
tblVehicleEF	MCY	1.12	1.12
tblVehicleEF	MCY	1.8610e-003	1.8280e-003
tblVehicleEF	MCY	3.6730e-003	3.0520e-003
tblVehicleEF	MCY	1.7420e-003	1.7110e-003
tblVehicleEF	MCY	3.4650e-003	2.8770e-003
tblVehicleEF	MCY	1.71	3.40
tblVehicleEF	MCY	1.13	1.12
tblVehicleEF	MCY	0.72	1.42
tblVehicleEF	MCY	2.19	2.20
tblVehicleEF	MCY	0.56	2.32
tblVehicleEF	MCY	2.08	1.83
tblVehicleEF	MCY	2.0610e-003	2.0720e-003
tblVehicleEF	MCY	6.8200e-004	6.0100e-004
tblVehicleEF	MCY	1.71	3.40
tblVehicleEF	MCY	1.13	1.12
tblVehicleEF	MCY	0.72	1.42
tblVehicleEF	MCY	2.69	2.69
tblVehicleEF	MCY	0.56	2.32
tblVehicleEF	MCY	2.27	1.99

tblVehicleEF	MDV	0.01	5.5850e-003
tblVehicleEF	MDV	0.02	0.09
tblVehicleEF	MDV	1.35	1.14
tblVehicleEF	MDV	3.25	3.33
tblVehicleEF	MDV	483.94	414.18
tblVehicleEF	MDV	107.92	87.05
tblVehicleEF	MDV	0.17	0.12
tblVehicleEF	MDV	1.8260e-003	1.6380e-003
tblVehicleEF	MDV	2.5170e-003	2.0560e-003
tblVehicleEF	MDV	1.6830e-003	1.5110e-003
tblVehicleEF	MDV	2.3150e-003	1.8910e-003
tblVehicleEF	MDV	0.10	0.53
tblVehicleEF	MDV	0.20	0.17
tblVehicleEF	MDV	0.08	0.46
tblVehicleEF	MDV	0.03	0.02
tblVehicleEF	MDV	0.11	0.52
tblVehicleEF	MDV	0.25	0.45
tblVehicleEF	MDV	4.8500e-003	4.0950e-003
tblVehicleEF	MDV	1.1370e-003	8.6100e-004
tblVehicleEF	MDV	0.10	0.53
tblVehicleEF	MDV	0.20	0.17
tblVehicleEF	MDV	0.08	0.46
tblVehicleEF	MDV	0.05	0.03
tblVehicleEF	MDV	0.11	0.52
tblVehicleEF	MDV	0.28	0.50
tblVehicleEF	MDV	0.01	6.3910e-003
tblVehicleEF	MDV	0.02	0.08

tblVehicleEF	MDV	1.64	1.39
tblVehicleEF	MDV	2.69	2.75
tblVehicleEF	MDV	526.85	440.29
tblVehicleEF	MDV	107.92	85.88
tblVehicleEF	MDV	0.16	0.11
tblVehicleEF	MDV	1.8260e-003	1.6380e-003
tblVehicleEF	MDV	2.5170e-003	2.0560e-003
tblVehicleEF	MDV	1.6830e-003	1.5110e-003
tblVehicleEF	MDV	2.3150e-003	1.8910e-003
tblVehicleEF	MDV	0.20	1.07
tblVehicleEF	MDV	0.23	0.20
tblVehicleEF	MDV	0.17	0.95
tblVehicleEF	MDV	0.04	0.03
tblVehicleEF	MDV	0.11	0.52
tblVehicleEF	MDV	0.21	0.38
tblVehicleEF	MDV	5.2830e-003	4.3530e-003
tblVehicleEF	MDV	1.1260e-003	8.5000e-004
tblVehicleEF	MDV	0.20	1.07
tblVehicleEF	MDV	0.23	0.20
tblVehicleEF	MDV	0.17	0.95
tblVehicleEF	MDV	0.05	0.04
tblVehicleEF	MDV	0.11	0.52
tblVehicleEF	MDV	0.23	0.42
tblVehicleEF	MDV	0.01	5.4380e-003
tblVehicleEF	MDV	0.02	0.09
tblVehicleEF	MDV	1.28	1.08
tblVehicleEF	MDV	3.20	3.28

tblVehicleEF	MDV	473.93	407.99
tblVehicleEF	MDV	107.92	86.95
tblVehicleEF	MDV	0.16	0.11
tblVehicleEF	MDV	1.8260e-003	1.6380e-003
tblVehicleEF	MDV	2.5170e-003	2.0560e-003
tblVehicleEF	MDV	1.6830e-003	1.5110e-003
tblVehicleEF	MDV	2.3150e-003	1.8910e-003
tblVehicleEF	MDV	0.10	0.51
tblVehicleEF	MDV	0.22	0.19
tblVehicleEF	MDV	0.08	0.43
tblVehicleEF	MDV	0.03	0.02
tblVehicleEF	MDV	0.13	0.60
tblVehicleEF	MDV	0.25	0.45
tblVehicleEF	MDV	4.7490e-003	4.0340e-003
tblVehicleEF	MDV	1.1360e-003	8.6000e-004
tblVehicleEF	MDV	0.10	0.51
tblVehicleEF	MDV	0.22	0.19
tblVehicleEF	MDV	0.08	0.43
tblVehicleEF	MDV	0.04	0.03
tblVehicleEF	MDV	0.13	0.60
tblVehicleEF	MDV	0.27	0.49
tblVehicleEF	MH	0.04	3.7970e-003
tblVehicleEF	MH	0.03	0.00
tblVehicleEF	MH	3.07	0.36
tblVehicleEF	MH	6.43	0.00
tblVehicleEF	MH	1,045.05	951.23
tblVehicleEF	MH	59.49	0.00

tblVehicleEF	MH	1.54	4.54
tblVehicleEF	MH	0.01	0.02
tblVehicleEF	MH	0.04	0.14
tblVehicleEF	MH	1.1740e-003	0.00
tblVehicleEF	MH	3.2230e-003	4.0000e-003
tblVehicleEF	MH	0.04	0.14
tblVehicleEF	MH	1.0790e-003	0.00
tblVehicleEF	MH	1.47	0.00
tblVehicleEF	MH	0.09	0.00
tblVehicleEF	MH	0.51	0.00
tblVehicleEF	MH	0.10	0.08
tblVehicleEF	MH	0.03	0.00
tblVehicleEF	MH	0.37	0.00
tblVehicleEF	MH	0.01	8.9930e-003
tblVehicleEF	MH	7.0700e-004	0.00
tblVehicleEF	MH	1.47	0.00
tblVehicleEF	MH	0.09	0.00
tblVehicleEF	MH	0.51	0.00
tblVehicleEF	MH	0.14	0.09
tblVehicleEF	MH	0.03	0.00
tblVehicleEF	MH	0.40	0.00
tblVehicleEF	MH	0.04	3.7970e-003
tblVehicleEF	MH	0.03	0.00
tblVehicleEF	MH	3.19	0.36
tblVehicleEF	MH	5.84	0.00
tblVehicleEF	MH	1,045.05	951.23
tblVehicleEF	MH	59.49	0.00

tblVehicleEF	MH	1.41	4.26
tblVehicleEF	MH	0.01	0.02
tblVehicleEF	MH	0.04	0.14
tblVehicleEF	MH	1.1740e-003	0.00
tblVehicleEF	MH	3.2230e-003	4.0000e-003
tblVehicleEF	MH	0.04	0.14
tblVehicleEF	MH	1.0790e-003	0.00
tblVehicleEF	MH	2.91	0.00
tblVehicleEF	MH	0.11	0.00
tblVehicleEF	MH	1.21	0.00
tblVehicleEF	MH	0.11	0.08
tblVehicleEF	MH	0.03	0.00
tblVehicleEF	MH	0.34	0.00
tblVehicleEF	MH	0.01	8.9930e-003
tblVehicleEF	MH	6.9700e-004	0.00
tblVehicleEF	MH	2.91	0.00
tblVehicleEF	MH	0.11	0.00
tblVehicleEF	MH	1.21	0.00
tblVehicleEF	MH	0.15	0.09
tblVehicleEF	MH	0.03	0.00
tblVehicleEF	MH	0.38	0.00
tblVehicleEF	MH	0.04	3.7970e-003
tblVehicleEF	MH	0.03	0.00
tblVehicleEF	MH	3.08	0.36
tblVehicleEF	MH	6.36	0.00
tblVehicleEF	MH	1,045.05	951.23
tblVehicleEF	MH	59.49	0.00

tblVehicleEF	MH	1.51	4.46
tblVehicleEF	MH	0.01	0.02
tblVehicleEF	MH	0.04	0.14
tblVehicleEF	MH	1.1740e-003	0.00
tblVehicleEF	MH	3.2230e-003	4.0000e-003
tblVehicleEF	MH	0.04	0.14
tblVehicleEF	MH	1.0790e-003	0.00
tblVehicleEF	MH	1.75	0.00
tblVehicleEF	MH	0.11	0.00
tblVehicleEF	MH	0.53	0.00
tblVehicleEF	MH	0.10	0.08
tblVehicleEF	MH	0.03	0.00
tblVehicleEF	MH	0.37	0.00
tblVehicleEF	MH	0.01	8.9930e-003
tblVehicleEF	MH	7.0600e-004	0.00
tblVehicleEF	MH	1.75	0.00
tblVehicleEF	MH	0.11	0.00
tblVehicleEF	MH	0.53	0.00
tblVehicleEF	MH	0.15	0.09
tblVehicleEF	MH	0.03	0.00
tblVehicleEF	MH	0.40	0.00
tblVehicleEF	MHD	0.02	0.04
tblVehicleEF	MHD	3.5160e-003	3.4880e-003
tblVehicleEF	MHD	0.05	8.5120e-003
tblVehicleEF	MHD	0.32	3.72
tblVehicleEF	MHD	0.27	0.35
tblVehicleEF	MHD	5.32	0.97

tblVehicleEF	MHD	156.91	763.26
tblVehicleEF	MHD	1,101.52	999.60
tblVehicleEF	MHD	52.43	8.24
tblVehicleEF	MHD	0.60	5.60
tblVehicleEF	MHD	0.99	1.54
tblVehicleEF	MHD	3.8600e-004	0.01
tblVehicleEF	MHD	5.0030e-003	0.03
tblVehicleEF	MHD	7.6400e-004	1.0000e-004
tblVehicleEF	MHD	3.6900e-004	0.01
tblVehicleEF	MHD	4.7830e-003	0.03
tblVehicleEF	MHD	7.0300e-004	9.2000e-005
tblVehicleEF	MHD	1.2800e-003	6.5510e-003
tblVehicleEF	MHD	0.04	0.02
tblVehicleEF	MHD	0.02	0.20
tblVehicleEF	MHD	6.5100e-004	3.3140e-003
tblVehicleEF	MHD	0.04	0.05
tblVehicleEF	MHD	0.02	0.11
tblVehicleEF	MHD	0.32	0.04
tblVehicleEF	MHD	1.5080e-003	7.2390e-003
tblVehicleEF	MHD	0.01	9.5250e-003
tblVehicleEF	MHD	6.1700e-004	8.2000e-005
tblVehicleEF	MHD	1.2800e-003	6.5510e-003
tblVehicleEF	MHD	0.04	0.02
tblVehicleEF	MHD	0.03	0.26
tblVehicleEF	MHD	6.5100e-004	3.3140e-003
tblVehicleEF	MHD	0.04	0.06
tblVehicleEF	MHD	0.02	0.11

tblVehicleEF	MHD	0.35	0.05
tblVehicleEF	MHD	0.02	0.03
tblVehicleEF	MHD	3.5800e-003	3.5290e-003
tblVehicleEF	MHD	0.05	8.1180e-003
tblVehicleEF	MHD	0.24	3.14
tblVehicleEF	MHD	0.28	0.36
tblVehicleEF	MHD	4.97	0.91
tblVehicleEF	MHD	166.20	771.16
tblVehicleEF	MHD	1,101.52	999.60
tblVehicleEF	MHD	52.43	8.13
tblVehicleEF	MHD	0.62	5.60
tblVehicleEF	MHD	0.92	1.44
tblVehicleEF	MHD	3.2500e-004	0.01
tblVehicleEF	MHD	5.0030e-003	0.03
tblVehicleEF	MHD	7.6400e-004	1.0000e-004
tblVehicleEF	MHD	3.1100e-004	0.01
tblVehicleEF	MHD	4.7830e-003	0.03
tblVehicleEF	MHD	7.0300e-004	9.2000e-005
tblVehicleEF	MHD	2.5300e-003	0.01
tblVehicleEF	MHD	0.05	0.02
tblVehicleEF	MHD	0.02	0.19
tblVehicleEF	MHD	1.5010e-003	7.6700e-003
tblVehicleEF	MHD	0.04	0.05
tblVehicleEF	MHD	0.02	0.11
tblVehicleEF	MHD	0.30	0.04
tblVehicleEF	MHD	1.5950e-003	7.3150e-003
tblVehicleEF	MHD	0.01	9.5250e-003

tblVehicleEF	MHD	6.1100e-004	8.1000e-005
tblVehicleEF	MHD	2.5300e-003	0.01
tblVehicleEF	MHD	0.05	0.02
tblVehicleEF	MHD	0.03	0.25
tblVehicleEF	MHD	1.5010e-003	7.6700e-003
tblVehicleEF	MHD	0.04	0.06
tblVehicleEF	MHD	0.02	0.11
tblVehicleEF	MHD	0.33	0.05
tblVehicleEF	MHD	0.02	0.04
tblVehicleEF	MHD	3.5220e-003	3.4910e-003
tblVehicleEF	MHD	0.05	8.4150e-003
tblVehicleEF	MHD	0.45	4.54
tblVehicleEF	MHD	0.27	0.35
tblVehicleEF	MHD	5.23	0.96
tblVehicleEF	MHD	144.06	752.30
tblVehicleEF	MHD	1,101.52	999.60
tblVehicleEF	MHD	52.43	8.22
tblVehicleEF	MHD	0.57	5.60
tblVehicleEF	MHD	0.97	1.51
tblVehicleEF	MHD	4.7000e-004	0.02
tblVehicleEF	MHD	5.0030e-003	0.03
tblVehicleEF	MHD	7.6400e-004	1.0000e-004
tblVehicleEF	MHD	4.4900e-004	0.02
tblVehicleEF	MHD	4.7830e-003	0.03
tblVehicleEF	MHD	7.0300e-004	9.2000e-005
tblVehicleEF	MHD	1.3890e-003	7.1340e-003
tblVehicleEF	MHD	0.05	0.02

tblVehicleEF	MHD	0.03	0.21
tblVehicleEF	MHD	6.4000e-004	3.2580e-003
tblVehicleEF	MHD	0.04	0.05
tblVehicleEF	MHD	0.02	0.12
tblVehicleEF	MHD	0.32	0.04
tblVehicleEF	MHD	1.3860e-003	7.1340e-003
tblVehicleEF	MHD	0.01	9.5250e-003
tblVehicleEF	MHD	6.1600e-004	8.1000e-005
tblVehicleEF	MHD	1.3890e-003	7.1340e-003
tblVehicleEF	MHD	0.05	0.02
tblVehicleEF	MHD	0.04	0.28
tblVehicleEF	MHD	6.4000e-004	3.2580e-003
tblVehicleEF	MHD	0.04	0.06
tblVehicleEF	MHD	0.02	0.12
tblVehicleEF	MHD	0.35	0.05
tblVehicleEF	OBUS	0.01	0.15
tblVehicleEF	OBUS	9.9110e-003	8.5440e-003
tblVehicleEF	OBUS	0.03	0.03
tblVehicleEF	OBUS	0.26	8.14
tblVehicleEF	OBUS	0.63	0.98
tblVehicleEF	OBUS	6.27	2.73
tblVehicleEF	OBUS	70.35	1,123.19
tblVehicleEF	OBUS	1,121.50	1,475.42
tblVehicleEF	OBUS	70.70	21.88
tblVehicleEF	OBUS	0.28	4.83
tblVehicleEF	OBUS	0.97	1.13
tblVehicleEF	OBUS	6.4000e-005	8.4380e-003

tblVehicleEF	OBUS	4.6440e-003	0.01
tblVehicleEF	OBUS	9.2900e-004	2.3000e-004
tblVehicleEF	OBUS	6.1000e-005	8.0730e-003
tblVehicleEF	OBUS	4.4220e-003	0.01
tblVehicleEF	OBUS	8.5400e-004	2.1200e-004
tblVehicleEF	OBUS	2.1800e-003	0.05
tblVehicleEF	OBUS	0.02	0.03
tblVehicleEF	OBUS	0.04	0.82
tblVehicleEF	OBUS	9.3100e-004	0.02
tblVehicleEF	OBUS	0.04	0.06
tblVehicleEF	OBUS	0.05	0.31
tblVehicleEF	OBUS	0.38	0.13
tblVehicleEF	OBUS	6.8400e-004	0.01
tblVehicleEF	OBUS	0.01	0.01
tblVehicleEF	OBUS	8.1700e-004	2.1700e-004
tblVehicleEF	OBUS	2.1800e-003	0.05
tblVehicleEF	OBUS	0.02	0.03
tblVehicleEF	OBUS	0.05	1.10
tblVehicleEF	OBUS	9.3100e-004	0.02
tblVehicleEF	OBUS	0.06	0.07
tblVehicleEF	OBUS	0.05	0.31
tblVehicleEF	OBUS	0.42	0.14
tblVehicleEF	OBUS	0.01	0.16
tblVehicleEF	OBUS	0.01	8.7760e-003
tblVehicleEF	OBUS	0.03	0.02
tblVehicleEF	OBUS	0.26	8.00
tblVehicleEF	OBUS	0.65	1.01

tblVehicleEF	OBUS	5.74	2.51
tblVehicleEF	OBUS	73.50	1,120.89
tblVehicleEF	OBUS	1,121.50	1,475.46
tblVehicleEF	OBUS	70.70	21.50
tblVehicleEF	OBUS	0.29	4.72
tblVehicleEF	OBUS	0.90	1.04
tblVehicleEF	OBUS	5.4000e-005	7.1700e-003
tblVehicleEF	OBUS	4.6440e-003	0.01
tblVehicleEF	OBUS	9.2900e-004	2.3000e-004
tblVehicleEF	OBUS	5.1000e-005	6.8600e-003
tblVehicleEF	OBUS	4.4220e-003	0.01
tblVehicleEF	OBUS	8.5400e-004	2.1200e-004
tblVehicleEF	OBUS	4.2350e-003	0.09
tblVehicleEF	OBUS	0.02	0.03
tblVehicleEF	OBUS	0.03	0.83
tblVehicleEF	OBUS	2.1330e-003	0.04
tblVehicleEF	OBUS	0.05	0.06
tblVehicleEF	OBUS	0.05	0.31
tblVehicleEF	OBUS	0.36	0.12
tblVehicleEF	OBUS	7.1400e-004	0.01
tblVehicleEF	OBUS	0.01	0.01
tblVehicleEF	OBUS	8.0800e-004	2.1300e-004
tblVehicleEF	OBUS	4.2350e-003	0.09
tblVehicleEF	OBUS	0.02	0.03
tblVehicleEF	OBUS	0.05	1.11
tblVehicleEF	OBUS	2.1330e-003	0.04
tblVehicleEF	OBUS	0.06	0.08

tblVehicleEF	OBUS	0.05	0.31
tblVehicleEF	OBUS	0.40	0.14
tblVehicleEF	OBUS	0.01	0.15
tblVehicleEF	OBUS	9.9380e-003	8.5700e-003
tblVehicleEF	OBUS	0.03	0.03
tblVehicleEF	OBUS	0.28	8.35
tblVehicleEF	OBUS	0.63	0.99
tblVehicleEF	OBUS	6.22	2.71
tblVehicleEF	OBUS	66.00	1,126.37
tblVehicleEF	OBUS	1,121.50	1,475.42
tblVehicleEF	OBUS	70.70	21.85
tblVehicleEF	OBUS	0.27	4.99
tblVehicleEF	OBUS	0.96	1.11
tblVehicleEF	OBUS	7.7000e-005	0.01
tblVehicleEF	OBUS	4.6440e-003	0.01
tblVehicleEF	OBUS	9.2900e-004	2.3000e-004
tblVehicleEF	OBUS	7.4000e-005	9.7470e-003
tblVehicleEF	OBUS	4.4220e-003	0.01
tblVehicleEF	OBUS	8.5400e-004	2.1200e-004
tblVehicleEF	OBUS	2.3200e-003	0.05
tblVehicleEF	OBUS	0.02	0.03
tblVehicleEF	OBUS	0.04	0.81
tblVehicleEF	OBUS	9.4100e-004	0.02
tblVehicleEF	OBUS	0.04	0.06
tblVehicleEF	OBUS	0.05	0.33
tblVehicleEF	OBUS	0.38	0.13
tblVehicleEF	OBUS	6.4200e-004	0.01

tblVehicleEF	OBUS	0.01	0.01
tblVehicleEF	OBUS	8.1600e-004	2.1600e-004
tblVehicleEF	OBUS	2.3200e-003	0.05
tblVehicleEF	OBUS	0.02	0.03
tblVehicleEF	OBUS	0.05	1.09
tblVehicleEF	OBUS	9.4100e-004	0.02
tblVehicleEF	OBUS	0.06	0.08
tblVehicleEF	OBUS	0.05	0.33
tblVehicleEF	OBUS	0.42	0.14
tblVehicleEF	SBUS	0.84	0.42
tblVehicleEF	SBUS	0.01	6.8550e-003
tblVehicleEF	SBUS	0.07	4.0770e-003
tblVehicleEF	SBUS	5.71	19.45
tblVehicleEF	SBUS	0.65	0.58
tblVehicleEF	SBUS	5.33	0.55
tblVehicleEF	SBUS	1,258.13	3,450.42
tblVehicleEF	SBUS	1,136.31	1,128.72
tblVehicleEF	SBUS	37.11	3.21
tblVehicleEF	SBUS	11.70	34.41
tblVehicleEF	SBUS	4.77	5.07
tblVehicleEF	SBUS	0.01	0.04
tblVehicleEF	SBUS	0.01	0.01
tblVehicleEF	SBUS	0.03	0.03
tblVehicleEF	SBUS	5.1700e-004	3.0000e-005
tblVehicleEF	SBUS	0.01	0.04
tblVehicleEF	SBUS	2.7560e-003	2.7660e-003
tblVehicleEF	SBUS	0.03	0.03

tblVehicleEF	SBUS	4.7500e-004	2.8000e-005
tblVehicleEF	SBUS	2.9260e-003	7.5770e-003
tblVehicleEF	SBUS	0.02	5.5390e-003
tblVehicleEF	SBUS	0.68	2.03
tblVehicleEF	SBUS	1.3050e-003	3.5730e-003
tblVehicleEF	SBUS	0.11	0.10
tblVehicleEF	SBUS	9.3510e-003	0.04
tblVehicleEF	SBUS	0.27	0.02
tblVehicleEF	SBUS	0.01	0.03
tblVehicleEF	SBUS	0.01	0.01
tblVehicleEF	SBUS	4.6300e-004	3.2000e-005
tblVehicleEF	SBUS	2.9260e-003	7.5770e-003
tblVehicleEF	SBUS	0.02	5.5390e-003
tblVehicleEF	SBUS	0.97	2.89
tblVehicleEF	SBUS	1.3050e-003	3.5730e-003
tblVehicleEF	SBUS	0.13	0.11
tblVehicleEF	SBUS	9.3510e-003	0.04
tblVehicleEF	SBUS	0.30	0.03
tblVehicleEF	SBUS	0.84	0.43
tblVehicleEF	SBUS	0.01	6.9390e-003
tblVehicleEF	SBUS	0.06	3.3780e-003
tblVehicleEF	SBUS	5.56	19.07
tblVehicleEF	SBUS	0.66	0.59
tblVehicleEF	SBUS	3.65	0.39
tblVehicleEF	SBUS	1,322.00	3,531.60
tblVehicleEF	SBUS	1,136.31	1,128.74
tblVehicleEF	SBUS	37.11	2.94

tblVehicleEF	SBUS	12.08	35.11
tblVehicleEF	SBUS	4.47	4.75
tblVehicleEF	SBUS	0.01	0.03
tblVehicleEF	SBUS	0.01	0.01
tblVehicleEF	SBUS	0.03	0.03
tblVehicleEF	SBUS	5.1700e-004	3.0000e-005
tblVehicleEF	SBUS	9.6490e-003	0.03
tblVehicleEF	SBUS	2.7560e-003	2.7660e-003
tblVehicleEF	SBUS	0.03	0.03
tblVehicleEF	SBUS	4.7500e-004	2.8000e-005
tblVehicleEF	SBUS	5.6170e-003	0.01
tblVehicleEF	SBUS	0.02	5.8520e-003
tblVehicleEF	SBUS	0.67	2.03
tblVehicleEF	SBUS	2.8800e-003	6.9140e-003
tblVehicleEF	SBUS	0.11	0.10
tblVehicleEF	SBUS	8.5310e-003	0.03
tblVehicleEF	SBUS	0.22	0.02
tblVehicleEF	SBUS	0.01	0.03
tblVehicleEF	SBUS	0.01	0.01
tblVehicleEF	SBUS	4.3500e-004	2.9000e-005
tblVehicleEF	SBUS	5.6170e-003	0.01
tblVehicleEF	SBUS	0.02	5.8520e-003
tblVehicleEF	SBUS	0.97	2.89
tblVehicleEF	SBUS	2.8800e-003	6.9140e-003
tblVehicleEF	SBUS	0.13	0.12
tblVehicleEF	SBUS	8.5310e-003	0.03
tblVehicleEF	SBUS	0.24	0.02

tblVehicleEF	SBUS	0.84	0.42
tblVehicleEF	SBUS	0.01	6.8510e-003
tblVehicleEF	SBUS	0.07	4.1760e-003
tblVehicleEF	SBUS	5.91	19.98
tblVehicleEF	SBUS	0.65	0.58
tblVehicleEF	SBUS	5.37	0.57
tblVehicleEF	SBUS	1,169.92	3,338.32
tblVehicleEF	SBUS	1,136.31	1,128.72
tblVehicleEF	SBUS	37.11	3.24
tblVehicleEF	SBUS	11.19	33.44
tblVehicleEF	SBUS	4.69	4.99
tblVehicleEF	SBUS	0.01	0.05
tblVehicleEF	SBUS	0.01	0.01
tblVehicleEF	SBUS	0.03	0.03
tblVehicleEF	SBUS	5.1700e-004	3.0000e-005
tblVehicleEF	SBUS	0.01	0.05
tblVehicleEF	SBUS	2.7560e-003	2.7660e-003
tblVehicleEF	SBUS	0.03	0.03
tblVehicleEF	SBUS	4.7500e-004	2.8000e-005
tblVehicleEF	SBUS	2.9580e-003	7.4530e-003
tblVehicleEF	SBUS	0.02	5.8800e-003
tblVehicleEF	SBUS	0.68	2.04
tblVehicleEF	SBUS	1.2820e-003	3.6250e-003
tblVehicleEF	SBUS	0.11	0.10
tblVehicleEF	SBUS	0.01	0.05
tblVehicleEF	SBUS	0.28	0.02
tblVehicleEF	SBUS	0.01	0.03

tblVehicleEF	SBUS	0.01	0.01
tblVehicleEF	SBUS	4.6400e-004	3.2000e-005
tblVehicleEF	SBUS	2.9580e-003	7.4530e-003
tblVehicleEF	SBUS	0.02	5.8800e-003
tblVehicleEF	SBUS	0.98	2.89
tblVehicleEF	SBUS	1.2820e-003	3.6250e-003
tblVehicleEF	SBUS	0.13	0.11
tblVehicleEF	SBUS	0.01	0.05
tblVehicleEF	SBUS	0.31	0.03
tblVehicleEF	UBUS	1.83	1.9690e-003
tblVehicleEF	UBUS	0.08	0.02
tblVehicleEF	UBUS	9.26	0.05
tblVehicleEF	UBUS	14.34	1.43
tblVehicleEF	UBUS	1,846.39	392.71
tblVehicleEF	UBUS	136.37	16.90
tblVehicleEF	UBUS	5.87	0.05
tblVehicleEF	UBUS	0.52	0.03
tblVehicleEF	UBUS	0.01	2.9850e-003
tblVehicleEF	UBUS	0.07	4.6500e-004
tblVehicleEF	UBUS	1.4030e-003	1.8900e-004
tblVehicleEF	UBUS	0.22	0.01
tblVehicleEF	UBUS	3.0000e-003	7.4600e-004
tblVehicleEF	UBUS	0.06	4.2900e-004
tblVehicleEF	UBUS	1.2900e-003	1.7400e-004
tblVehicleEF	UBUS	8.0860e-003	1.5320e-003
tblVehicleEF	UBUS	0.11	8.4710e-003
tblVehicleEF	UBUS	3.9450e-003	2.6090e-003

tblVehicleEF	UBUS	0.61	3.0050e-003
tblVehicleEF	UBUS	0.02	0.04
tblVehicleEF	UBUS	1.15	0.06
tblVehicleEF	UBUS	0.01	3.8820e-003
tblVehicleEF	UBUS	1.6240e-003	1.6700e-004
tblVehicleEF	UBUS	8.0860e-003	1.5320e-003
tblVehicleEF	UBUS	0.11	8.4710e-003
tblVehicleEF	UBUS	3.9450e-003	2.6090e-003
tblVehicleEF	UBUS	2.50	5.3540e-003
tblVehicleEF	UBUS	0.02	3.98
tblVehicleEF	UBUS	1.25	0.07
tblVehicleEF	UBUS	1.83	2.0010e-003
tblVehicleEF	UBUS	0.08	0.01
tblVehicleEF	UBUS	9.36	0.05
tblVehicleEF	UBUS	11.74	1.17
tblVehicleEF	UBUS	1,846.39	392.72
tblVehicleEF	UBUS	136.37	16.47
tblVehicleEF	UBUS	5.45	0.05
tblVehicleEF	UBUS	0.52	0.03
tblVehicleEF	UBUS	0.01	2.9850e-003
tblVehicleEF	UBUS	0.07	4.6500e-004
tblVehicleEF	UBUS	1.4030e-003	1.8900e-004
tblVehicleEF	UBUS	0.22	0.01
tblVehicleEF	UBUS	3.0000e-003	7.4600e-004
tblVehicleEF	UBUS	0.06	4.2900e-004
tblVehicleEF	UBUS	1.2900e-003	1.7400e-004
tblVehicleEF	UBUS	0.02	2.9020e-003

tblVehicleEF	UBUS	0.14	0.01
tblVehicleEF	UBUS	9.3320e-003	5.9090e-003
tblVehicleEF	UBUS	0.62	3.0930e-003
tblVehicleEF	UBUS	0.02	0.04
tblVehicleEF	UBUS	1.02	0.06
tblVehicleEF	UBUS	0.01	3.8820e-003
tblVehicleEF	UBUS	1.5790e-003	1.6300e-004
tblVehicleEF	UBUS	0.02	2.9020e-003
tblVehicleEF	UBUS	0.14	0.01
tblVehicleEF	UBUS	9.3320e-003	5.9090e-003
tblVehicleEF	UBUS	2.52	5.4830e-003
tblVehicleEF	UBUS	0.02	3.98
tblVehicleEF	UBUS	1.12	0.06
tblVehicleEF	UBUS	1.83	1.9730e-003
tblVehicleEF	UBUS	0.08	0.02
tblVehicleEF	UBUS	9.27	0.05
tblVehicleEF	UBUS	13.86	1.39
tblVehicleEF	UBUS	1,846.39	392.71
tblVehicleEF	UBUS	136.37	16.85
tblVehicleEF	UBUS	5.76	0.05
tblVehicleEF	UBUS	0.52	0.03
tblVehicleEF	UBUS	0.01	2.9850e-003
tblVehicleEF	UBUS	0.07	4.6500e-004
tblVehicleEF	UBUS	1.4030e-003	1.8900e-004
tblVehicleEF	UBUS	0.22	0.01
tblVehicleEF	UBUS	3.0000e-003	7.4600e-004
tblVehicleEF	UBUS	0.06	4.2900e-004

tblVehicleEF	UBUS	1.2900e-003	1.7400e-004
tblVehicleEF	UBUS	9.2250e-003	1.6220e-003
tblVehicleEF	UBUS	0.14	9.7130e-003
tblVehicleEF	UBUS	4.1190e-003	2.5930e-003
tblVehicleEF	UBUS	0.61	3.0140e-003
tblVehicleEF	UBUS	0.03	0.04
tblVehicleEF	UBUS	1.13	0.06
tblVehicleEF	UBUS	0.01	3.8820e-003
tblVehicleEF	UBUS	1.6160e-003	1.6700e-004
tblVehicleEF	UBUS	9.2250e-003	1.6220e-003
tblVehicleEF	UBUS	0.14	9.7130e-003
tblVehicleEF	UBUS	4.1190e-003	2.5930e-003
tblVehicleEF	UBUS	2.50	5.3680e-003
tblVehicleEF	UBUS	0.03	3.99
tblVehicleEF	UBUS	1.24	0.07
tblVehicleTrips	CC_TL	8.40	0.00
tblVehicleTrips	CC_TL	8.40	0.00
tblVehicleTrips	CC_TL	8.40	0.00
tblVehicleTrips	CC_TL	8.40	0.00
tblVehicleTrips	CNW_TL	6.90	0.00
tblVehicleTrips	CNW_TL	6.90	0.00
tblVehicleTrips	CNW_TL	6.90	0.00
tblVehicleTrips	CNW_TL	6.90	0.00
tblVehicleTrips	CNW_TTP	41.00	0.00
tblVehicleTrips	CNW_TTP	41.00	0.00
tblVehicleTrips	CW_TL	16.60	0.00
tblVehicleTrips	CW_TL	16.60	0.00

tblVehicleTrips	CW_TL	16.60	0.00
tblVehicleTrips	CW_TL	16.60	0.00
tblVehicleTrips	CW_TTP	59.00	0.00
tblVehicleTrips	CW_TTP	59.00	0.00
tblVehicleTrips	DV_TP	5.00	0.00
tblVehicleTrips	DV_TP	5.00	0.00
tblVehicleTrips	PB_TP	3.00	0.00
tblVehicleTrips	PB_TP	3.00	0.00
tblVehicleTrips	PR_TP	92.00	0.00
tblVehicleTrips	PR_TP	92.00	0.00
tblVehicleTrips	ST_TR	1.68	0.00
tblVehicleTrips	ST_TR	1.68	0.00
tblVehicleTrips	SU_TR	1.68	0.00
tblVehicleTrips	SU_TR	1.68	0.00
tblVehicleTrips	WD_TR	1.68	0.00
tblVehicleTrips	WD_TR	1.68	0.00
tblWater	IndoorWaterUseRate	13,969,812.50	0.00
tblWater	IndoorWaterUseRate	55,881,562.50	0.00

2.0 Emissions Summary

2.1 Overall Construction (Maximum Daily Emission)

Unmitigated Construction

	ROG	NOx	CO	SO2	Fugitive PM10	Exhaust PM10	PM10 Total	Fugitive PM2.5	Exhaust PM2.5	PM2.5 Total	Bio- CO2	NBio- CO2	Total CO2	CH4	N2O	CO2e
Year	lb/day										lb/day					
2021	4.9003	52.2242	38.8911	0.0833	9.5166	2.3067	11.8233	3.7368	2.1222	5.8589	0.0000	8,265.7180	8,265.7180	2.2727	0.0000	8,296.4234
2022	77.2459	43.3818	51.9478	0.1146	3.7077	1.8382	5.5459	0.9957	1.7172	2.7128	0.0000	11,300.2939	11,300.2939	1.9652	0.0000	11,349.4229
Maximum	**77.2459**	**52.2242**	**51.9478**	**0.1146**	**9.5166**	**2.3067**	**11.8233**	**3.7368**	**2.1222**	**5.8589**	**0.0000**	**11,300.2939**	**11,300.2939**	**2.2727**	**0.0000**	**11,349.4229**

Mitigated Construction

	ROG	NOx	CO	SO2	Fugitive PM10	Exhaust PM10	PM10 Total	Fugitive PM2.5	Exhaust PM2.5	PM2.5 Total	Bio- CO2	NBio- CO2	Total CO2	CH4	N2O	CO2e
Year	lb/day										lb/day					
2021	4.9003	52.2242	38.8911	0.0833	3.9024	2.3067	6.2091	1.5080	2.1222	3.6301	0.0000	8,265.7180	8,265.7180	2.2727	0.0000	8,296.4234
2022	77.2459	43.3818	51.9478	0.1146	3.7077	1.8382	5.5459	0.9957	1.7172	2.7128	0.0000	11,300.2939	11,300.2939	1.9652	0.0000	11,349.4228
Maximum	**77.2459**	**52.2242**	**51.9478**	**0.1146**	**3.9024**	**2.3067**	**6.2091**	**1.5080**	**2.1222**	**3.6301**	**0.0000**	**11,300.2939**	**11,300.2939**	**2.2727**	**0.0000**	**11,349.4228**

	ROG	NOx	CO	SO2	Fugitive PM10	Exhaust PM10	PM10 Total	Fugitive PM2.5	Exhaust PM2.5	PM2.5 Total	Bio- CO2	NBio-CO2	Total CO2	CH4	N20	CO2e
Percent Reduction	**0.00**	**0.00**	**0.00**	**0.00**	**42.45**	**0.00**	**32.32**	**47.10**	**0.00**	**26.00**	**0.00**	**0.00**	**0.00**	**0.00**	**0.00**	**0.00**

2.2 Overall Operational

Unmitigated Operational

	ROG	NOx	CO	SO2	Fugitive PM10	Exhaust PM10	PM10 Total	Fugitive PM2.5	Exhaust PM2.5	PM2.5 Total	Bio- CO2	NBio- CO2	Total CO2	CH4	N2O	CO2e
Category	lb/day										lb/day					
Area	6.8454	4.8000e-004	0.0521	0.0000		1.9000e-004	1.9000e-004		1.9000e-004	1.9000e-004		0.1114	0.1114	2.9000e-004		0.1187
Energy	0.0000	0.0000	0.0000	0.0000		0.0000	0.0000		0.0000	0.0000		0.0000	0.0000	0.0000	0.0000	0.0000
Mobile	0.0000	0.0000	0.0000	0.0000	0.0000	0.0000	0.0000	0.0000	0.0000	0.0000		0.0000	0.0000	0.0000		0.0000
Total	**6.8454**	**4.8000e-004**	**0.0521**	**0.0000**	**0.0000**	**1.9000e-004**	**1.9000e-004**	**0.0000**	**1.9000e-004**	**1.9000e-004**		**0.1114**	**0.1114**	**2.9000e-004**	**0.0000**	**0.1187**

Mitigated Operational

	ROG	NOx	CO	SO2	Fugitive PM10	Exhaust PM10	PM10 Total	Fugitive PM2.5	Exhaust PM2.5	PM2.5 Total	Bio- CO2	NBio- CO2	Total CO2	CH4	N2O	CO2e
Category	lb/day										lb/day					
Area	6.8454	4.8000e-004	0.0521	0.0000		1.9000e-004	1.9000e-004		1.9000e-004	1.9000e-004		0.1114	0.1114	2.9000e-004		0.1187
Energy	0.0000	0.0000	0.0000	0.0000		0.0000	0.0000		0.0000	0.0000		0.0000	0.0000	0.0000	0.0000	0.0000
Mobile	0.0000	0.0000	0.0000	0.0000	0.0000	0.0000	0.0000	0.0000	0.0000	0.0000		0.0000	0.0000	0.0000		0.0000
Total	**6.8454**	**4.8000e-004**	**0.0521**	**0.0000**	**0.0000**	**1.9000e-004**	**1.9000e-004**	**0.0000**	**1.9000e-004**	**1.9000e-004**		**0.1114**	**0.1114**	**2.9000e-004**	**0.0000**	**0.1187**

	ROG	NOx	CO	SO2	Fugitive PM10	Exhaust PM10	PM10 Total	Fugitive PM2.5	Exhaust PM2.5	PM2.5 Total	Bio- CO2	NBio-CO2	Total CO2	CH4	N20	CO2e
Percent Reduction	**0.00**	**0.00**	**0.00**	**0.00**	**0.00**	**0.00**	**0.00**	**0.00**	**0.00**	**0.00**	**0.00**	**0.00**	**0.00**	**0.00**	**0.00**	**0.00**

3.0 Construction Detail

Construction Phase

Phase Number	Phase Name	Phase Type	Start Date	End Date	Num Days Week	Num Days	Phase Description
1	Demolition	Demolition	5/1/2021	5/28/2021	5	20	
2	Off-Site Improvements	Trenching	5/1/2021	3/31/2022	5	239	
3	Grading	Grading	5/29/2021	6/16/2021	5	13	
4	Building Construction	Building Construction	6/17/2021	3/1/2022	5	184	
5	Paving	Paving	2/1/2022	2/28/2022	5	20	
6	Architectural Coating	Architectural Coating	2/1/2022	2/28/2022	5	20	

Acres of Grading (Site Preparation Phase): 0

Acres of Grading (Grading Phase): 39

Acres of Paving: 4.94

Residential Indoor: 0; Residential Outdoor: 0; Non-Residential Indoor: 453,090; Non-Residential Outdoor: 151,030; Striped Parking Area: 12,917 (Architectural Coating – sqft)

OffRoad Equipment

Goodman Industrial Park - Phase 2 (Construction - Unmitigated) - San Bernardino-South Coast County, Winter

Phase Name	Offroad Equipment Type	Amount	Usage Hours	Horse Power	Load Factor
Demolition	Concrete/Industrial Saws	1	8.00	81	0.73
Demolition	Excavators	3	8.00	158	0.38
Demolition	Rubber Tired Dozers	2	8.00	247	0.40
Grading	Excavators	2	8.00	158	0.38
Grading	Graders	1	8.00	187	0.41
Grading	Rubber Tired Dozers	1	8.00	247	0.40
Grading	Scrapers	2	8.00	367	0.48
Grading	Tractors/Loaders/Backhoes	2	8.00	97	0.37
Building Construction	Cranes	1	8.00	231	0.29
Building Construction	Forklifts	3	8.00	89	0.20
Building Construction	Generator Sets	1	8.00	84	0.74
Building Construction	Tractors/Loaders/Backhoes	3	8.00	97	0.37
Building Construction	Welders	1	8.00	46	0.45
Paving	Pavers	2	8.00	130	0.42
Paving	Paving Equipment	2	8.00	132	0.36
Paving	Rollers	2	8.00	80	0.38
Architectural Coating	Air Compressors	1	8.00	78	0.48
Off-Site Improvements	Paving Equipment	1	8.00	132	0.36
Off-Site Improvements	Tractors/Loaders/Backhoes	2	8.00	97	0.37

Trips and VMT

Phase Name	Offroad Equipment Count	Worker Trip Number	Vendor Trip Number	Hauling Trip Number	Worker Trip Length	Vendor Trip Length	Hauling Trip Length	Worker Vehicle Class	Vendor Vehicle Class	Hauling Vehicle Class
Demolition	6	15.00	0.00	31.00	14.70	6.90	20.00	LD_Mix	HDT_Mix	HHDT
Grading	8	20.00	0.00	0.00	14.70	6.90	20.00	LD_Mix	HDT_Mix	HHDT
Building Construction	9	217.00	85.00	0.00	14.70	6.90	20.00	LD_Mix	HDT_Mix	HHDT
Paving	6	15.00	0.00	0.00	14.70	6.90	20.00	LD_Mix	HDT_Mix	HHDT
Architectural Coating	1	43.00	0.00	0.00	14.70	6.90	20.00	LD_Mix	HDT_Mix	HHDT
Off-Site Improvements	3	8.00	0.00	0.00	14.70	6.90	20.00	LD_Mix	HDT_Mix	HHDT

3.1 Mitigation Measures Construction

Water Exposed Area

3.2 Demolition - 2021

Unmitigated Construction On-Site

	ROG	NOx	CO	SO2	Fugitive PM10	Exhaust PM10	PM10 Total	Fugitive PM2.5	Exhaust PM2.5	PM2.5 Total	Bio- CO2	NBio- CO2	Total CO2	CH4	N2O	CO2e
Category	lb/day										lb/day					
Fugitive Dust					0.3308	0.0000	0.3308	0.0501	0.0000	0.0501			0.0000			0.0000
Off-Road	3.1651	31.4407	21.5650	0.0388		1.5513	1.5513		1.4411	1.4411		3,747.9449	3,747.9449	1.0549		3,774.3174
Total	**3.1651**	**31.4407**	**21.5650**	**0.0388**	**0.3308**	**1.5513**	**1.8821**	**0.0501**	**1.4411**	**1.4912**		**3,747.9449**	**3,747.9449**	**1.0549**		**3,774.3174**

3.2 Demolition - 2021

Unmitigated Construction Off-Site

	ROG	NOx	CO	SO2	Fugitive PM10	Exhaust PM10	PM10 Total	Fugitive PM2.5	Exhaust PM2.5	PM2.5 Total	Bio- CO2	NBio- CO2	Total CO2	CH4	N2O	CO2e
Category	lb/day										lb/day					
Hauling	9.6300e-003	0.3549	0.0625	1.1700e-003	0.0271	1.0100e-003	0.0281	7.4400e-003	9.7000e-004	8.4100e-003		124.5524	124.5524	7.4500e-003		124.7385
Vendor	0.0000	0.0000	0.0000	0.0000	0.0000	0.0000	0.0000	0.0000	0.0000	0.0000		0.0000	0.0000	0.0000		0.0000
Worker	0.0764	0.0496	0.5093	1.4800e-003	0.1677	1.0700e-003	0.1687	0.0445	9.9000e-004	0.0455		147.2247	147.2247	4.1000e-003		147.3271
Total	**0.0860**	**0.4044**	**0.5719**	**2.6500e-003**	**0.1948**	**2.0800e-003**	**0.1969**	**0.0519**	**1.9600e-003**	**0.0539**		**271.7770**	**271.7770**	**0.0116**		**272.0656**

Mitigated Construction On-Site

	ROG	NOx	CO	SO2	Fugitive PM10	Exhaust PM10	PM10 Total	Fugitive PM2.5	Exhaust PM2.5	PM2.5 Total	Bio- CO2	NBio- CO2	Total CO2	CH4	N2O	CO2e
Category	lb/day										lb/day					
Fugitive Dust					0.1290	0.0000	0.1290	0.0195	0.0000	0.0195			0.0000			0.0000
Off-Road	3.1651	31.4407	21.5650	0.0388		1.5513	1.5513		1.4411	1.4411	0.0000	3,747.9449	3,747.9449	1.0549		3,774.3174
Total	**3.1651**	**31.4407**	**21.5650**	**0.0388**	**0.1290**	**1.5513**	**1.6804**	**0.0195**	**1.4411**	**1.4606**	**0.0000**	**3,747.9449**	**3,747.9449**	**1.0549**		**3,774.3174**

3.2 Demolition - 2021

Mitigated Construction Off-Site

	ROG	NOx	CO	SO2	Fugitive PM10	Exhaust PM10	PM10 Total	Fugitive PM2.5	Exhaust PM2.5	PM2.5 Total	Bio- CO2	NBio- CO2	Total CO2	CH4	N2O	CO2e
Category	lb/day										lb/day					
Hauling	9.6300e-003	0.3549	0.0625	1.1700e-003	0.0271	1.0100e-003	0.0281	7.4400e-003	9.7000e-004	8.4100e-003		124.5524	124.5524	7.4500e-003		124.7385
Vendor	0.0000	0.0000	0.0000	0.0000	0.0000	0.0000	0.0000	0.0000	0.0000	0.0000		0.0000	0.0000	0.0000		0.0000
Worker	0.0764	0.0496	0.5093	1.4800e-003	0.1677	1.0700e-003	0.1687	0.0445	9.9000e-004	0.0455		147.2247	147.2247	4.1000e-003		147.3271
Total	**0.0860**	**0.4044**	**0.5719**	**2.6500e-003**	**0.1948**	**2.0800e-003**	**0.1969**	**0.0519**	**1.9600e-003**	**0.0539**		**271.7770**	**271.7770**	**0.0116**		**272.0656**

3.3 Off-Site Improvements - 2021

Unmitigated Construction On-Site

	ROG	NOx	CO	SO2	Fugitive PM10	Exhaust PM10	PM10 Total	Fugitive PM2.5	Exhaust PM2.5	PM2.5 Total	Bio- CO2	NBio- CO2	Total CO2	CH4	N2O	CO2e
Category	lb/day										lb/day					
Off-Road	0.5666	5.7319	7.0619	0.0103		0.3194	0.3194		0.2938	0.2938		996.2559	996.2559	0.3222		1,004.3111
Total	**0.5666**	**5.7319**	**7.0619**	**0.0103**		**0.3194**	**0.3194**		**0.2938**	**0.2938**		**996.2559**	**996.2559**	**0.3222**		**1,004.3111**

3.3 Off-Site Improvements - 2021

Unmitigated Construction Off-Site

	ROG	NOx	CO	SO2	Fugitive PM10	Exhaust PM10	PM10 Total	Fugitive PM2.5	Exhaust PM2.5	PM2.5 Total	Bio- CO2	NBio- CO2	Total CO2	CH4	N2O	CO2e
Category	lb/day										lb/day					
Hauling	0.0000	0.0000	0.0000	0.0000	0.0000	0.0000	0.0000	0.0000	0.0000	0.0000		0.0000	0.0000	0.0000		0.0000
Vendor	0.0000	0.0000	0.0000	0.0000	0.0000	0.0000	0.0000	0.0000	0.0000	0.0000		0.0000	0.0000	0.0000		0.0000
Worker	0.0407	0.0264	0.2717	7.9000e-004	0.0894	5.7000e-004	0.0900	0.0237	5.3000e-004	0.0242		78.5198	78.5198	2.1900e-003		78.5745
Total	**0.0407**	**0.0264**	**0.2717**	**7.9000e-004**	**0.0894**	**5.7000e-004**	**0.0900**	**0.0237**	**5.3000e-004**	**0.0242**		**78.5198**	**78.5198**	**2.1900e-003**		**78.5745**

Mitigated Construction On-Site

	ROG	NOx	CO	SO2	Fugitive PM10	Exhaust PM10	PM10 Total	Fugitive PM2.5	Exhaust PM2.5	PM2.5 Total	Bio- CO2	NBio- CO2	Total CO2	CH4	N2O	CO2e
Category	lb/day										lb/day					
Off-Road	0.5666	5.7319	7.0619	0.0103		0.3194	0.3194		0.2938	0.2938	0.0000	996.2559	996.2559	0.3222		1,004.3111
Total	**0.5666**	**5.7319**	**7.0619**	**0.0103**		**0.3194**	**0.3194**		**0.2938**	**0.2938**	**0.0000**	**996.2559**	**996.2559**	**0.3222**		**1,004.3111**

3.3 Off-Site Improvements - 2021

Mitigated Construction Off-Site

	ROG	NOx	CO	SO2	Fugitive PM10	Exhaust PM10	PM10 Total	Fugitive PM2.5	Exhaust PM2.5	PM2.5 Total	Bio- CO2	NBio- CO2	Total CO2	CH4	N2O	CO2e
Category	lb/day										lb/day					
Hauling	0.0000	0.0000	0.0000	0.0000	0.0000	0.0000	0.0000	0.0000	0.0000	0.0000		0.0000	0.0000	0.0000		0.0000
Vendor	0.0000	0.0000	0.0000	0.0000	0.0000	0.0000	0.0000	0.0000	0.0000	0.0000		0.0000	0.0000	0.0000		0.0000
Worker	0.0407	0.0264	0.2717	7.9000e-004	0.0894	5.7000e-004	0.0900	0.0237	5.3000e-004	0.0242		78.5198	78.5198	2.1900e-003		78.5745
Total	**0.0407**	**0.0264**	**0.2717**	**7.9000e-004**	**0.0894**	**5.7000e-004**	**0.0900**	**0.0237**	**5.3000e-004**	**0.0242**		**78.5198**	**78.5198**	**2.1900e-003**		**78.5745**

3.3 Off-Site Improvements - 2022

Unmitigated Construction On-Site

	ROG	NOx	CO	SO2	Fugitive PM10	Exhaust PM10	PM10 Total	Fugitive PM2.5	Exhaust PM2.5	PM2.5 Total	Bio- CO2	NBio- CO2	Total CO2	CH4	N2O	CO2e
Category	lb/day										lb/day					
Off-Road	0.5077	5.0889	7.0219	0.0103		0.2650	0.2650		0.2438	0.2438		996.9463	996.9463	0.3224		1,005.0071
Total	**0.5077**	**5.0889**	**7.0219**	**0.0103**		**0.2650**	**0.2650**		**0.2438**	**0.2438**		**996.9463**	**996.9463**	**0.3224**		**1,005.0071**

3.3 Off-Site Improvements - 2022

Unmitigated Construction Off-Site

	ROG	NOx	CO	SO2	Fugitive PM10	Exhaust PM10	PM10 Total	Fugitive PM2.5	Exhaust PM2.5	PM2.5 Total	Bio- CO2	NBio- CO2	Total CO2	CH4	N2O	CO2e
Category	lb/day										lb/day					
Hauling	0.0000	0.0000	0.0000	0.0000	0.0000	0.0000	0.0000	0.0000	0.0000	0.0000		0.0000	0.0000	0.0000		0.0000
Vendor	0.0000	0.0000	0.0000	0.0000	0.0000	0.0000	0.0000	0.0000	0.0000	0.0000		0.0000	0.0000	0.0000		0.0000
Worker	0.0381	0.0238	0.2491	7.6000e-004	0.0894	5.6000e-004	0.0900	0.0237	5.1000e-004	0.0242		75.6917	75.6917	1.9600e-003		75.7407
Total	**0.0381**	**0.0238**	**0.2491**	**7.6000e-004**	**0.0894**	**5.6000e-004**	**0.0900**	**0.0237**	**5.1000e-004**	**0.0242**		**75.6917**	**75.6917**	**1.9600e-003**		**75.7407**

Mitigated Construction On-Site

	ROG	NOx	CO	SO2	Fugitive PM10	Exhaust PM10	PM10 Total	Fugitive PM2.5	Exhaust PM2.5	PM2.5 Total	Bio- CO2	NBio- CO2	Total CO2	CH4	N2O	CO2e
Category	lb/day										lb/day					
Off-Road	0.5077	5.0889	7.0219	0.0103		0.2650	0.2650		0.2438	0.2438	0.0000	996.9463	996.9463	0.3224		1,005.0071
Total	**0.5077**	**5.0889**	**7.0219**	**0.0103**		**0.2650**	**0.2650**		**0.2438**	**0.2438**	**0.0000**	**996.9463**	**996.9463**	**0.3224**		**1,005.0071**

3.3 Off-Site Improvements - 2022

Mitigated Construction Off-Site

	ROG	NOx	CO	SO2	Fugitive PM10	Exhaust PM10	PM10 Total	Fugitive PM2.5	Exhaust PM2.5	PM2.5 Total	Bio- CO2	NBio- CO2	Total CO2	CH4	N2O	CO2e
Category	lb/day										lb/day					
Hauling	0.0000	0.0000	0.0000	0.0000	0.0000	0.0000	0.0000	0.0000	0.0000	0.0000		0.0000	0.0000	0.0000		0.0000
Vendor	0.0000	0.0000	0.0000	0.0000	0.0000	0.0000	0.0000	0.0000	0.0000	0.0000		0.0000	0.0000	0.0000		0.0000
Worker	0.0381	0.0238	0.2491	7.6000e-004	0.0894	5.6000e-004	0.0900	0.0237	5.1000e-004	0.0242		75.6917	75.6917	1.9600e-003		75.7407
Total	**0.0381**	**0.0238**	**0.2491**	**7.6000e-004**	**0.0894**	**5.6000e-004**	**0.0900**	**0.0237**	**5.1000e-004**	**0.0242**		**75.6917**	**75.6917**	**1.9600e-003**		**75.7407**

3.4 Grading - 2021

Unmitigated Construction On-Site

	ROG	NOx	CO	SO2	Fugitive PM10	Exhaust PM10	PM10 Total	Fugitive PM2.5	Exhaust PM2.5	PM2.5 Total	Bio- CO2	NBio- CO2	Total CO2	CH4	N2O	CO2e
Category	lb/day										lb/day					
Fugitive Dust					9.2036	0.0000	9.2036	3.6538	0.0000	3.6538			0.0000			0.0000
Off-Road	4.1912	46.3998	30.8785	0.0620		1.9853	1.9853		1.8265	1.8265		6,007.0434	6,007.0434	1.9428		6,055.6134
Total	**4.1912**	**46.3998**	**30.8785**	**0.0620**	**9.2036**	**1.9853**	**11.1889**	**3.6538**	**1.8265**	**5.4803**		**6,007.0434**	**6,007.0434**	**1.9428**		**6,055.6134**

3.4 Grading - 2021

Unmitigated Construction Off-Site

	ROG	NOx	CO	SO2	Fugitive PM10	Exhaust PM10	PM10 Total	Fugitive PM2.5	Exhaust PM2.5	PM2.5 Total	Bio- CO2	NBio- CO2	Total CO2	CH4	N2O	CO2e
Category	lb/day										lb/day					
Hauling	0.0000	0.0000	0.0000	0.0000	0.0000	0.0000	0.0000	0.0000	0.0000	0.0000		0.0000	0.0000	0.0000		0.0000
Vendor	0.0000	0.0000	0.0000	0.0000	0.0000	0.0000	0.0000	0.0000	0.0000	0.0000		0.0000	0.0000	0.0000		0.0000
Worker	0.1018	0.0661	0.6791	1.9700e-003	0.2236	1.4300e-003	0.2250	0.0593	1.3200e-003	0.0606		196.2995	196.2995	5.4600e-003		196.4361
Total	**0.1018**	**0.0661**	**0.6791**	**1.9700e-003**	**0.2236**	**1.4300e-003**	**0.2250**	**0.0593**	**1.3200e-003**	**0.0606**		**196.2995**	**196.2995**	**5.4600e-003**		**196.4361**

Mitigated Construction On-Site

	ROG	NOx	CO	SO2	Fugitive PM10	Exhaust PM10	PM10 Total	Fugitive PM2.5	Exhaust PM2.5	PM2.5 Total	Bio- CO2	NBio- CO2	Total CO2	CH4	N2O	CO2e
Category	lb/day										lb/day					
Fugitive Dust					3.5894	0.0000	3.5894	1.4250	0.0000	1.4250			0.0000			0.0000
Off-Road	4.1912	46.3998	30.8785	0.0620		1.9853	1.9853		1.8265	1.8265	0.0000	6,007.0434	6,007.0434	1.9428		6,055.6134
Total	**4.1912**	**46.3998**	**30.8785**	**0.0620**	**3.5894**	**1.9853**	**5.5747**	**1.4250**	**1.8265**	**3.2515**	**0.0000**	**6,007.0434**	**6,007.0434**	**1.9428**		**6,055.6134**

3.4 Grading - 2021

Mitigated Construction Off-Site

	ROG	NOx	CO	SO2	Fugitive PM10	Exhaust PM10	PM10 Total	Fugitive PM2.5	Exhaust PM2.5	PM2.5 Total	Bio- CO2	NBio- CO2	Total CO2	CH4	N2O	CO2e
Category	lb/day										lb/day					
Hauling	0.0000	0.0000	0.0000	0.0000	0.0000	0.0000	0.0000	0.0000	0.0000	0.0000		0.0000	0.0000	0.0000		0.0000
Vendor	0.0000	0.0000	0.0000	0.0000	0.0000	0.0000	0.0000	0.0000	0.0000	0.0000		0.0000	0.0000	0.0000		0.0000
Worker	0.1018	0.0661	0.6791	1.9700e-003	0.2236	1.4300e-003	0.2250	0.0593	1.3200e-003	0.0606		196.2995	196.2995	5.4600e-003		196.4361
Total	**0.1018**	**0.0661**	**0.6791**	**1.9700e-003**	**0.2236**	**1.4300e-003**	**0.2250**	**0.0593**	**1.3200e-003**	**0.0606**		**196.2995**	**196.2995**	**5.4600e-003**		**196.4361**

3.5 Building Construction - 2021

Unmitigated Construction On-Site

	ROG	NOx	CO	SO2	Fugitive PM10	Exhaust PM10	PM10 Total	Fugitive PM2.5	Exhaust PM2.5	PM2.5 Total	Bio- CO2	NBio- CO2	Total CO2	CH4	N2O	CO2e
Category	lb/day										lb/day					
Off-Road	2.0228	18.7492	17.6706	0.0288		1.0251	1.0251		0.9625	0.9625		2,736.0438	2,736.0438	0.6751		2,752.9212
Total	**2.0228**	**18.7492**	**17.6706**	**0.0288**		**1.0251**	**1.0251**		**0.9625**	**0.9625**		**2,736.0438**	**2,736.0438**	**0.6751**		**2,752.9212**

3.5 Building Construction - 2021

Unmitigated Construction Off-Site

	ROG	NOx	CO	SO2	Fugitive PM10	Exhaust PM10	PM10 Total	Fugitive PM2.5	Exhaust PM2.5	PM2.5 Total	Bio- CO2	NBio- CO2	Total CO2	CH4	N2O	CO2e
Category	lb/day										lb/day					
Hauling	0.0000	0.0000	0.0000	0.0000	0.0000	0.0000	0.0000	0.0000	0.0000	0.0000		0.0000	0.0000	0.0000		0.0000
Vendor	0.2333	8.1099	1.8042	0.0220	0.5444	0.0145	0.5589	0.1568	0.0138	0.1706		2,325.0486	2,325.0486	0.1694		2,329.2846
Worker	1.1050	0.7168	7.3684	0.0214	2.4256	0.0155	2.4411	0.6433	0.0143	0.6576		2,129.8500	2,129.8500	0.0593		2,131.3321
Total	**1.3383**	**8.8267**	**9.1726**	**0.0434**	**2.9700**	**0.0300**	**2.9999**	**0.8000**	**0.0281**	**0.8281**		**4,454.8986**	**4,454.8986**	**0.2287**		**4,460.6167**

Mitigated Construction On-Site

	ROG	NOx	CO	SO2	Fugitive PM10	Exhaust PM10	PM10 Total	Fugitive PM2.5	Exhaust PM2.5	PM2.5 Total	Bio- CO2	NBio- CO2	Total CO2	CH4	N2O	CO2e
Category	lb/day										lb/day					
Off-Road	2.0228	18.7492	17.6706	0.0288		1.0251	1.0251		0.9625	0.9625	0.0000	2,736.0438	2,736.0438	0.6751		2,752.9212
Total	**2.0228**	**18.7492**	**17.6706**	**0.0288**		**1.0251**	**1.0251**		**0.9625**	**0.9625**	**0.0000**	**2,736.0438**	**2,736.0438**	**0.6751**		**2,752.9212**

3.5 Building Construction - 2021

Mitigated Construction Off-Site

	ROG	NOx	CO	SO2	Fugitive PM10	Exhaust PM10	PM10 Total	Fugitive PM2.5	Exhaust PM2.5	PM2.5 Total	Bio- CO2	NBio- CO2	Total CO2	CH4	N2O	CO2e
Category	lb/day										lb/day					
Hauling	0.0000	0.0000	0.0000	0.0000	0.0000	0.0000	0.0000	0.0000	0.0000	0.0000		0.0000	0.0000	0.0000		0.0000
Vendor	0.2333	8.1099	1.8042	0.0220	0.5444	0.0145	0.5589	0.1568	0.0138	0.1706		2,325.0486	2,325.0486	0.1694		2,329.2846
Worker	1.1050	0.7168	7.3684	0.0214	2.4256	0.0155	2.4411	0.6433	0.0143	0.6576		2,129.8500	2,129.8500	0.0593		2,131.3321
Total	**1.3383**	**8.8267**	**9.1726**	**0.0434**	**2.9700**	**0.0300**	**2.9999**	**0.8000**	**0.0281**	**0.8281**		**4,454.8986**	**4,454.8986**	**0.2287**		**4,460.6167**

3.5 Building Construction - 2022

Unmitigated Construction On-Site

	ROG	NOx	CO	SO2	Fugitive PM10	Exhaust PM10	PM10 Total	Fugitive PM2.5	Exhaust PM2.5	PM2.5 Total	Bio- CO2	NBio- CO2	Total CO2	CH4	N2O	CO2e
Category	lb/day										lb/day					
Off-Road	1.8146	16.7670	17.4392	0.0288		0.8645	0.8645		0.8122	0.8122		2,737.1520	2,737.1520	0.6711		2,753.9288
Total	**1.8146**	**16.7670**	**17.4392**	**0.0288**		**0.8645**	**0.8645**		**0.8122**	**0.8122**		**2,737.1520**	**2,737.1520**	**0.6711**		**2,753.9288**

3.5 Building Construction - 2022

Unmitigated Construction Off-Site

	ROG	NOx	CO	SO2	Fugitive PM10	Exhaust PM10	PM10 Total	Fugitive PM2.5	Exhaust PM2.5	PM2.5 Total	Bio- CO2	NBio- CO2	Total CO2	CH4	N2O	CO2e
Category	lb/day										lb/day					
Hauling	0.0000	0.0000	0.0000	0.0000	0.0000	0.0000	0.0000	0.0000	0.0000	0.0000		0.0000	0.0000	0.0000		0.0000
Vendor	0.2176	7.6829	1.6750	0.0219	0.5444	0.0122	0.5566	0.1568	0.0116	0.1684		2,305.6781	2,305.6781	0.1638		2,309.7738
Worker	1.0346	0.6442	6.7578	0.0206	2.4256	0.0151	2.4406	0.6433	0.0139	0.6571		2,053.1368	2,053.1368	0.0532		2,054.4670
Total	**1.2522**	**8.3271**	**8.4328**	**0.0425**	**2.9699**	**0.0272**	**2.9972**	**0.8000**	**0.0255**	**0.8255**		**4,358.8149**	**4,358.8149**	**0.2170**		**4,364.2408**

Mitigated Construction On-Site

	ROG	NOx	CO	SO2	Fugitive PM10	Exhaust PM10	PM10 Total	Fugitive PM2.5	Exhaust PM2.5	PM2.5 Total	Bio- CO2	NBio- CO2	Total CO2	CH4	N2O	CO2e
Category	lb/day										lb/day					
Off-Road	1.8146	16.7670	17.4392	0.0288		0.8645	0.8645		0.8122	0.8122	0.0000	2,737.1520	2,737.1520	0.6711		2,753.9288
Total	**1.8146**	**16.7670**	**17.4392**	**0.0288**		**0.8645**	**0.8645**		**0.8122**	**0.8122**	**0.0000**	**2,737.1520**	**2,737.1520**	**0.6711**		**2,753.9288**

3.5 Building Construction - 2022

Mitigated Construction Off-Site

	ROG	NOx	CO	SO2	Fugitive PM10	Exhaust PM10	PM10 Total	Fugitive PM2.5	Exhaust PM2.5	PM2.5 Total	Bio- CO2	NBio- CO2	Total CO2	CH4	N2O	CO2e
Category	lb/day										lb/day					
Hauling	0.0000	0.0000	0.0000	0.0000	0.0000	0.0000	0.0000	0.0000	0.0000	0.0000		0.0000	0.0000	0.0000		0.0000
Vendor	0.2176	7.6829	1.6750	0.0219	0.5444	0.0122	0.5566	0.1568	0.0116	0.1684		2,305.6781	2,305.6781	0.1638		2,309.7738
Worker	1.0346	0.6442	6.7578	0.0206	2.4256	0.0151	2.4406	0.6433	0.0139	0.6571		2,053.1368	2,053.1368	0.0532		2,054.4670
Total	**1.2522**	**8.3271**	**8.4328**	**0.0425**	**2.9699**	**0.0272**	**2.9972**	**0.8000**	**0.0255**	**0.8255**		**4,358.8149**	**4,358.8149**	**0.2170**		**4,364.2408**

3.6 Paving - 2022

Unmitigated Construction On-Site

	ROG	NOx	CO	SO2	Fugitive PM10	Exhaust PM10	PM10 Total	Fugitive PM2.5	Exhaust PM2.5	PM2.5 Total	Bio- CO2	NBio- CO2	Total CO2	CH4	N2O	CO2e
Category	lb/day										lb/day					
Off-Road	1.1028	11.1249	14.5805	0.0228		0.5679	0.5679		0.5225	0.5225		2,207.6603	2,207.6603	0.7140		2,225.5104
Paving	0.4821					0.0000	0.0000		0.0000	0.0000			0.0000			0.0000
Total	**1.5849**	**11.1249**	**14.5805**	**0.0228**		**0.5679**	**0.5679**		**0.5225**	**0.5225**		**2,207.6603**	**2,207.6603**	**0.7140**		**2,225.5104**

3.6 Paving - 2022

Unmitigated Construction Off-Site

	ROG	NOx	CO	SO2	Fugitive PM10	Exhaust PM10	PM10 Total	Fugitive PM2.5	Exhaust PM2.5	PM2.5 Total	Bio- CO2	NBio- CO2	Total CO2	CH4	N2O	CO2e
Category	lb/day										lb/day					
Hauling	0.0000	0.0000	0.0000	0.0000	0.0000	0.0000	0.0000	0.0000	0.0000	0.0000		0.0000	0.0000	0.0000		0.0000
Vendor	0.0000	0.0000	0.0000	0.0000	0.0000	0.0000	0.0000	0.0000	0.0000	0.0000		0.0000	0.0000	0.0000		0.0000
Worker	0.0715	0.0445	0.4671	1.4200e-003	0.1677	1.0400e-003	0.1687	0.0445	9.6000e-004	0.0454		141.9219	141.9219	3.6800e-003		142.0139
Total	**0.0715**	**0.0445**	**0.4671**	**1.4200e-003**	**0.1677**	**1.0400e-003**	**0.1687**	**0.0445**	**9.6000e-004**	**0.0454**		**141.9219**	**141.9219**	**3.6800e-003**		**142.0139**

Mitigated Construction On-Site

	ROG	NOx	CO	SO2	Fugitive PM10	Exhaust PM10	PM10 Total	Fugitive PM2.5	Exhaust PM2.5	PM2.5 Total	Bio- CO2	NBio- CO2	Total CO2	CH4	N2O	CO2e
Category	lb/day										lb/day					
Off-Road	1.1028	11.1249	14.5805	0.0228		0.5679	0.5679		0.5225	0.5225	0.0000	2,207.6603	2,207.6603	0.7140		2,225.5104
Paving	0.4821					0.0000	0.0000		0.0000	0.0000			0.0000			0.0000
Total	**1.5849**	**11.1249**	**14.5805**	**0.0228**		**0.5679**	**0.5679**		**0.5225**	**0.5225**	**0.0000**	**2,207.6603**	**2,207.6603**	**0.7140**		**2,225.5104**

3.6 Paving - 2022

Mitigated Construction Off-Site

	ROG	NOx	CO	SO2	Fugitive PM10	Exhaust PM10	PM10 Total	Fugitive PM2.5	Exhaust PM2.5	PM2.5 Total	Bio- CO2	NBio- CO2	Total CO2	CH4	N2O	CO2e
Category	lb/day										lb/day					
Hauling	0.0000	0.0000	0.0000	0.0000	0.0000	0.0000	0.0000	0.0000	0.0000	0.0000		0.0000	0.0000	0.0000		0.0000
Vendor	0.0000	0.0000	0.0000	0.0000	0.0000	0.0000	0.0000	0.0000	0.0000	0.0000		0.0000	0.0000	0.0000		0.0000
Worker	0.0715	0.0445	0.4671	1.4200e-003	0.1677	1.0400e-003	0.1687	0.0445	9.6000e-004	0.0454		141.9219	141.9219	3.6800e-003		142.0139
Total	**0.0715**	**0.0445**	**0.4671**	**1.4200e-003**	**0.1677**	**1.0400e-003**	**0.1687**	**0.0445**	**9.6000e-004**	**0.0454**		**141.9219**	**141.9219**	**3.6800e-003**		**142.0139**

3.7 Architectural Coating - 2022

Unmitigated Construction On-Site

	ROG	NOx	CO	SO2	Fugitive PM10	Exhaust PM10	PM10 Total	Fugitive PM2.5	Exhaust PM2.5	PM2.5 Total	Bio- CO2	NBio- CO2	Total CO2	CH4	N2O	CO2e
Category	lb/day										lb/day					
Archit. Coating	71.4992					0.0000	0.0000		0.0000	0.0000			0.0000			0.0000
Off-Road	0.2727	1.8780	2.4181	3.9600e-003		0.1090	0.1090		0.1090	0.1090		375.2641	375.2641	0.0244		375.8749
Total	**71.7719**	**1.8780**	**2.4181**	**3.9600e-003**		**0.1090**	**0.1090**		**0.1090**	**0.1090**		**375.2641**	**375.2641**	**0.0244**		**375.8749**

3.7 Architectural Coating - 2022

Unmitigated Construction Off-Site

	ROG	NOx	CO	SO2	Fugitive PM10	Exhaust PM10	PM10 Total	Fugitive PM2.5	Exhaust PM2.5	PM2.5 Total	Bio- CO2	NBio- CO2	Total CO2	CH4	N2O	CO2e
Category	lb/day										lb/day					
Hauling	0.0000	0.0000	0.0000	0.0000	0.0000	0.0000	0.0000	0.0000	0.0000	0.0000		0.0000	0.0000	0.0000		0.0000
Vendor	0.0000	0.0000	0.0000	0.0000	0.0000	0.0000	0.0000	0.0000	0.0000	0.0000		0.0000	0.0000	0.0000		0.0000
Worker	0.2050	0.1277	1.3391	4.0800e-003	0.4806	2.9800e-003	0.4836	0.1275	2.7500e-003	0.1302		406.8428	406.8428	0.0105		407.1064
Total	**0.2050**	**0.1277**	**1.3391**	**4.0800e-003**	**0.4806**	**2.9800e-003**	**0.4836**	**0.1275**	**2.7500e-003**	**0.1302**		**406.8428**	**406.8428**	**0.0105**		**407.1064**

Mitigated Construction On-Site

	ROG	NOx	CO	SO2	Fugitive PM10	Exhaust PM10	PM10 Total	Fugitive PM2.5	Exhaust PM2.5	PM2.5 Total	Bio- CO2	NBio- CO2	Total CO2	CH4	N2O	CO2e
Category	lb/day										lb/day					
Archit. Coating	71.4992					0.0000	0.0000		0.0000	0.0000			0.0000			0.0000
Off-Road	0.2727	1.8780	2.4181	3.9600e-003		0.1090	0.1090		0.1090	0.1090	0.0000	375.2641	375.2641	0.0244		375.8749
Total	**71.7719**	**1.8780**	**2.4181**	**3.9600e-003**		**0.1090**	**0.1090**		**0.1090**	**0.1090**	**0.0000**	**375.2641**	**375.2641**	**0.0244**		**375.8749**

3.7 Architectural Coating - 2022

Mitigated Construction Off-Site

	ROG	NOx	CO	SO2	Fugitive PM10	Exhaust PM10	PM10 Total	Fugitive PM2.5	Exhaust PM2.5	PM2.5 Total	Bio- CO2	NBio- CO2	Total CO2	CH4	N2O	CO2e
Category	lb/day										lb/day					
Hauling	0.0000	0.0000	0.0000	0.0000	0.0000	0.0000	0.0000	0.0000	0.0000	0.0000		0.0000	0.0000	0.0000		0.0000
Vendor	0.0000	0.0000	0.0000	0.0000	0.0000	0.0000	0.0000	0.0000	0.0000	0.0000		0.0000	0.0000	0.0000		0.0000
Worker	0.2050	0.1277	1.3391	4.0800e-003	0.4806	2.9800e-003	0.4836	0.1275	2.7500e-003	0.1302		406.8428	406.8428	0.0105		407.1064
Total	**0.2050**	**0.1277**	**1.3391**	**4.0800e-003**	**0.4806**	**2.9800e-003**	**0.4836**	**0.1275**	**2.7500e-003**	**0.1302**		**406.8428**	**406.8428**	**0.0105**		**407.1064**

4.0 Operational Detail - Mobile

4.1 Mitigation Measures Mobile

	ROG	NOx	CO	SO2	Fugitive PM10	Exhaust PM10	PM10 Total	Fugitive PM2.5	Exhaust PM2.5	PM2.5 Total	Bio- CO2	NBio- CO2	Total CO2	CH4	N2O	CO2e
Category	lb/day										lb/day					
Mitigated	0.0000	0.0000	0.0000	0.0000	0.0000	0.0000	0.0000	0.0000	0.0000	0.0000		0.0000	0.0000	0.0000		0.0000
Unmitigated	0.0000	0.0000	0.0000	0.0000	0.0000	0.0000	0.0000	0.0000	0.0000	0.0000		0.0000	0.0000	0.0000		0.0000

4.2 Trip Summary Information

	Average Daily Trip Rate			Unmitigated	Mitigated
Land Use	Weekday	Saturday	Sunday	Annual VMT	Annual VMT
Other Non-Asphalt Surfaces	0.00	0.00	0.00		
Parking Lot	0.00	0.00	0.00		
Refrigerated Warehouse-No Rail	0.00	0.00	0.00		
Unrefrigerated Warehouse-No Rail	0.00	0.00	0.00		
Total	0.00	0.00	0.00		

4.3 Trip Type Information

	Miles			Trip %			Trip Purpose %		
Land Use	H-W or C-W	H-S or C-C	H-O or C-NW	H-W or C-W	H-S or C-C	H-O or C-NW	Primary	Diverted	Pass-by
Other Non-Asphalt Surfaces	0.00	0.00	0.00	0.00	0.00	0.00	0	0	0
Parking Lot	0.00	0.00	0.00	0.00	0.00	0.00	0	0	0
Refrigerated Warehouse-No	0.00	0.00	0.00	0.00	0.00	0.00	0	0	0
Unrefrigerated Warehouse-No	0.00	0.00	0.00	0.00	0.00	0.00	0	0	0

4.4 Fleet Mix

Land Use	LDA	LDT1	LDT2	MDV	LHD1	LHD2	MHD	HHD	OBUS	UBUS	MCY	SBUS	MH
Other Non-Asphalt Surfaces	0.553113	0.036408	0.180286	0.116335	0.016165	0.005101	0.018218	0.063797	0.001357	0.001565	0.005903	0.000808	0.000944
Parking Lot	0.553113	0.036408	0.180286	0.116335	0.016165	0.005101	0.018218	0.063797	0.001357	0.001565	0.005903	0.000808	0.000944
Refrigerated Warehouse-No Rail	0.553113	0.036408	0.180286	0.116335	0.016165	0.005101	0.018218	0.063797	0.001357	0.001565	0.005903	0.000808	0.000944
Unrefrigerated Warehouse-No Rail	0.553113	0.036408	0.180286	0.116335	0.016165	0.005101	0.018218	0.063797	0.001357	0.001565	0.005903	0.000808	0.000944

5.0 Energy Detail

Historical Energy Use: N

5.1 Mitigation Measures Energy

	ROG	NOx	CO	SO2	Fugitive PM10	Exhaust PM10	PM10 Total	Fugitive PM2.5	Exhaust PM2.5	PM2.5 Total	Bio- CO2	NBio- CO2	Total CO2	CH4	N2O	CO2e
Category	lb/day										lb/day					
NaturalGas Mitigated	0.0000	0.0000	0.0000	0.0000		0.0000	0.0000		0.0000	0.0000		0.0000	0.0000	0.0000	0.0000	0.0000
NaturalGas Unmitigated	0.0000	0.0000	0.0000	0.0000		0.0000	0.0000		0.0000	0.0000		0.0000	0.0000	0.0000	0.0000	0.0000

5.2 Energy by Land Use - NaturalGas

Unmitigated

	NaturalGas Use	ROG	NOx	CO	SO2	Fugitive PM10	Exhaust PM10	PM10 Total	Fugitive PM2.5	Exhaust PM2.5	PM2.5 Total	Bio- CO2	NBio- CO2	Total CO2	CH4	N2O	CO2e
Land Use	kBTU/yr	lb/day										lb/day					
Other Non-Asphalt Surfaces	0	0.0000	0.0000	0.0000	0.0000		0.0000	0.0000		0.0000	0.0000		0.0000	0.0000	0.0000	0.0000	0.0000
Parking Lot	0	0.0000	0.0000	0.0000	0.0000		0.0000	0.0000		0.0000	0.0000		0.0000	0.0000	0.0000	0.0000	0.0000
Refrigerated Warehouse-No Rail	0	0.0000	0.0000	0.0000	0.0000		0.0000	0.0000		0.0000	0.0000		0.0000	0.0000	0.0000	0.0000	0.0000
Unrefrigerated Warehouse-No Rail	0	0.0000	0.0000	0.0000	0.0000		0.0000	0.0000		0.0000	0.0000		0.0000	0.0000	0.0000	0.0000	0.0000
Total		**0.0000**	**0.0000**	**0.0000**	**0.0000**		**0.0000**	**0.0000**		**0.0000**	**0.0000**		**0.0000**	**0.0000**	**0.0000**	**0.0000**	**0.0000**

5.2 Energy by Land Use - NaturalGas

Mitigated

	NaturalGas Use	ROG	NOx	CO	SO2	Fugitive PM10	Exhaust PM10	PM10 Total	Fugitive PM2.5	Exhaust PM2.5	PM2.5 Total	Bio- CO2	NBio- CO2	Total CO2	CH4	N2O	CO2e
Land Use	kBTU/yr	lb/day										lb/day					
Other Non-Asphalt Surfaces	0	0.0000	0.0000	0.0000	0.0000		0.0000	0.0000		0.0000	0.0000		0.0000	0.0000	0.0000	0.0000	0.0000
Parking Lot	0	0.0000	0.0000	0.0000	0.0000		0.0000	0.0000		0.0000	0.0000		0.0000	0.0000	0.0000	0.0000	0.0000
Refrigerated Warehouse-No Rail	0	0.0000	0.0000	0.0000	0.0000		0.0000	0.0000		0.0000	0.0000		0.0000	0.0000	0.0000	0.0000	0.0000
Unrefrigerated Warehouse-No Rail	0	0.0000	0.0000	0.0000	0.0000		0.0000	0.0000		0.0000	0.0000		0.0000	0.0000	0.0000	0.0000	0.0000
Total		**0.0000**	**0.0000**	**0.0000**	**0.0000**		**0.0000**	**0.0000**		**0.0000**	**0.0000**		**0.0000**	**0.0000**	**0.0000**	**0.0000**	**0.0000**

6.0 Area Detail

6.1 Mitigation Measures Area

	ROG	NOx	CO	SO2	Fugitive PM10	Exhaust PM10	PM10 Total	Fugitive PM2.5	Exhaust PM2.5	PM2.5 Total	Bio- CO2	NBio- CO2	Total CO2	CH4	N2O	CO2e
Category	lb/day										lb/day					
Mitigated	6.8454	4.8000e-004	0.0521	0.0000		1.9000e-004	1.9000e-004		1.9000e-004	1.9000e-004		0.1114	0.1114	2.9000e-004		0.1187
Unmitigated	6.8454	4.8000e-004	0.0521	0.0000		1.9000e-004	1.9000e-004		1.9000e-004	1.9000e-004		0.1114	0.1114	2.9000e-004		0.1187

6.2 Area by SubCategory

Unmitigated

	ROG	NOx	CO	SO2	Fugitive PM10	Exhaust PM10	PM10 Total	Fugitive PM2.5	Exhaust PM2.5	PM2.5 Total	Bio- CO2	NBio- CO2	Total CO2	CH4	N2O	CO2e
SubCategory	lb/day										lb/day					
Architectural Coating	0.7836					0.0000	0.0000		0.0000	0.0000			0.0000			0.0000
Consumer Products	6.0570					0.0000	0.0000		0.0000	0.0000			0.0000			0.0000
Landscaping	4.8400e-003	4.8000e-004	0.0521	0.0000		1.9000e-004	1.9000e-004		1.9000e-004	1.9000e-004		0.1114	0.1114	2.9000e-004		0.1187
Total	**6.8454**	**4.8000e-004**	**0.0521**	**0.0000**		**1.9000e-004**	**1.9000e-004**		**1.9000e-004**	**1.9000e-004**		**0.1114**	**0.1114**	**2.9000e-004**		**0.1187**

6.2 Area by SubCategory

Mitigated

	ROG	NOx	CO	SO2	Fugitive PM10	Exhaust PM10	PM10 Total	Fugitive PM2.5	Exhaust PM2.5	PM2.5 Total	Bio- CO2	NBio- CO2	Total CO2	CH4	N2O	CO2e
SubCategory	lb/day										lb/day					
Architectural Coating	0.7836					0.0000	0.0000		0.0000	0.0000			0.0000			0.0000
Consumer Products	6.0570					0.0000	0.0000		0.0000	0.0000			0.0000			0.0000
Landscaping	4.8400e-003	4.8000e-004	0.0521	0.0000		1.9000e-004	1.9000e-004		1.9000e-004	1.9000e-004		0.1114	0.1114	2.9000e-004		0.1187
Total	**6.8454**	**4.8000e-004**	**0.0521**	**0.0000**		**1.9000e-004**	**1.9000e-004**		**1.9000e-004**	**1.9000e-004**		**0.1114**	**0.1114**	**2.9000e-004**		**0.1187**

7.0 Water Detail

7.1 Mitigation Measures Water

8.0 Waste Detail

8.1 Mitigation Measures Waste

9.0 Operational Offroad

Equipment Type	Number	Hours/Day	Days/Year	Horse Power	Load Factor	Fuel Type

10.0 Stationary Equipment

Fire Pumps and Emergency Generators

Equipment Type	Number	Hours/Day	Hours/Year	Horse Power	Load Factor	Fuel Type

Boilers

Equipment Type	Number	Heat Input/Day	Heat Input/Year	Boiler Rating	Fuel Type

User Defined Equipment

Equipment Type	Number

11.0 Vegetation

This page intentionally left blank

APPENDIX 3.3:

CALEEMOD CONSTRUCTION PHASE 1 (MITIGATED) EMISSIONS MODEL OUTPUTS

Goodman Industrial Park - Phase 1 (Construction - Mitigated)

San Bernardino-South Coast County, Summer

1.0 Project Characteristics

1.1 Land Usage

Land Uses	Size	Metric	Lot Acreage	Floor Surface Area	Population
Refrigerated Warehouse-No Rail	163.28	1000sqft	3.75	163,280.00	0
Unrefrigerated Warehouse-No Rail	653.12	1000sqft	14.99	653,120.00	0
Other Non-Asphalt Surfaces	156.86	1000sqft	3.60	156,857.00	0
Parking Lot	577.00	Space	13.97	608,708.88	0

1.2 Other Project Characteristics

Urbanization	Urban	**Wind Speed (m/s)**	2.2	**Precipitation Freq (Days)**	32
Climate Zone	10			**Operational Year**	2021
Utility Company	Southern California Edison				
CO2 Intensity (lb/MWhr)	702.44	**CH4 Intensity (lb/MWhr)**	0.029	**N2O Intensity (lb/MWhr)**	0.006

1.3 User Entered Comments & Non-Default Data

Project Characteristics -

Land Use - Phase 1 consist of the construction of Buildings 3 (453,020 sf) and 4 (363,380 sf). Consistent with the Traffic Study, 80% of Buildings are designated for warehous use and the remanining 20% for high-cube cold storage warehouse use. Parking Spaces consist of both Auto Parking and Trailer Parking.

Construction Phase - Construction Schedule consistent with Goodman Logistics Center Fontana III AQ, GHG, & HRA Scoping Agreement.

Off-road Equipment - Equipment based on consultation with the Project applicant.

Off-road Equipment - Hours are based on an 8 hour workday.

Off-road Equipment -

Off-road Equipment - Hours are based on an 8 hour workday.

Grading - Based on the Equipment List the total acres graded per day is 3.0 acres for grading activities.

Architectural Coating - The Project shall utilize “Super-Compliant” low VOC paints which have been reformulated to exceed the regulatory VOC limits put forth by SCAQMD’s Rule 1113 (BACM AQ-2). Super-Compliant low VOC paints shall be no more than 10g/L of VOC.

Vehicle Trips - Construction Run Only.

Vehicle Emission Factors - EMFAC2017

Vehicle Emission Factors - EMFAC2017

Vehicle Emission Factors - EMFAC2017

Energy Use - Construction Run Only.

Water And Wastewater - Construction Run Only.

Solid Waste - Construction Run Only.

Construction Off-road Equipment Mitigation - Rule 403

Table Name	Column Name	Default Value	New Value
tblArchitecturalCoating	EF_Nonresidential_Exterior	100.00	10.00
tblArchitecturalCoating	EF_Nonresidential_Interior	100.00	10.00
tblArchitecturalCoating	EF_Parking	100.00	10.00
tblConstructionPhase	NumDays	50.00	20.00
tblConstructionPhase	NumDays	75.00	32.00
tblConstructionPhase	NumDays	740.00	184.00
tblEnergyUse	LightingElect	0.35	0.00

tblEnergyUse	LightingElect	2.37	0.00
tblEnergyUse	LightingElect	1.17	0.00
tblEnergyUse	NT24E	36.52	0.00
tblEnergyUse	NT24E	0.82	0.00
tblEnergyUse	NT24NG	48.51	0.00
tblEnergyUse	NT24NG	0.03	0.00
tblEnergyUse	T24E	1.06	0.00
tblEnergyUse	T24E	0.37	0.00
tblEnergyUse	T24NG	3.25	0.00
tblEnergyUse	T24NG	2.00	0.00
tblGrading	AcresOfGrading	80.00	96.00
tblLandUse	LandUseSquareFeet	230,800.00	608,708.88
tblLandUse	LotAcreage	5.19	13.97
tblOffRoadEquipment	UsageHours	6.00	8.00
tblOffRoadEquipment	UsageHours	7.00	8.00
tblOffRoadEquipment	UsageHours	7.00	8.00
tblSolidWaste	SolidWasteGenerationRate	153.48	0.00
tblSolidWaste	SolidWasteGenerationRate	613.93	0.00
tblVehicleEF	HHD	1.24	0.32
tblVehicleEF	HHD	0.04	2.3880e-003
tblVehicleEF	HHD	0.11	0.00
tblVehicleEF	HHD	3.46	93.15
tblVehicleEF	HHD	0.58	0.26
tblVehicleEF	HHD	1.92	2.2600e-003
tblVehicleEF	HHD	6,983.95	16,719.13
tblVehicleEF	HHD	1,493.95	1,347.67
tblVehicleEF	HHD	5.71	0.02

tblVehicleEF	HHD	28.07	86.33
tblVehicleEF	HHD	2.87	2.76
tblVehicleEF	HHD	0.01	0.04
tblVehicleEF	HHD	0.06	0.06
tblVehicleEF	HHD	0.04	0.04
tblVehicleEF	HHD	0.01	0.03
tblVehicleEF	HHD	5.5000e-005	1.0000e-006
tblVehicleEF	HHD	0.01	0.04
tblVehicleEF	HHD	0.03	0.03
tblVehicleEF	HHD	8.8820e-003	8.8160e-003
tblVehicleEF	HHD	0.01	0.03
tblVehicleEF	HHD	5.0000e-005	1.0000e-006
tblVehicleEF	HHD	9.3000e-005	3.4000e-005
tblVehicleEF	HHD	3.4490e-003	1.0400e-004
tblVehicleEF	HHD	0.89	6.69
tblVehicleEF	HHD	5.7000e-005	2.0000e-005
tblVehicleEF	HHD	0.09	0.05
tblVehicleEF	HHD	2.4200e-004	5.2200e-004
tblVehicleEF	HHD	0.06	1.0000e-006
tblVehicleEF	HHD	0.07	0.16
tblVehicleEF	HHD	0.01	0.01
tblVehicleEF	HHD	8.9000e-005	0.00
tblVehicleEF	HHD	9.3000e-005	3.4000e-005
tblVehicleEF	HHD	3.4490e-003	1.0400e-004
tblVehicleEF	HHD	1.02	7.61
tblVehicleEF	HHD	5.7000e-005	2.0000e-005
tblVehicleEF	HHD	0.13	0.06

tblVehicleEF	HHD	2.4200e-004	5.2200e-004
tblVehicleEF	HHD	0.07	1.0000e-006
tblVehicleEF	HHD	1.17	0.34
tblVehicleEF	HHD	0.04	2.3890e-003
tblVehicleEF	HHD	0.11	0.00
tblVehicleEF	HHD	2.52	91.41
tblVehicleEF	HHD	0.58	0.26
tblVehicleEF	HHD	1.80	2.1220e-003
tblVehicleEF	HHD	7,395.94	16,613.96
tblVehicleEF	HHD	1,493.95	1,347.67
tblVehicleEF	HHD	5.71	0.02
tblVehicleEF	HHD	28.97	83.18
tblVehicleEF	HHD	2.70	2.60
tblVehicleEF	HHD	0.01	0.04
tblVehicleEF	HHD	0.06	0.06
tblVehicleEF	HHD	0.04	0.04
tblVehicleEF	HHD	0.01	0.03
tblVehicleEF	HHD	5.5000e-005	1.0000e-006
tblVehicleEF	HHD	0.01	0.04
tblVehicleEF	HHD	0.03	0.03
tblVehicleEF	HHD	8.8820e-003	8.8160e-003
tblVehicleEF	HHD	0.01	0.03
tblVehicleEF	HHD	5.0000e-005	1.0000e-006
tblVehicleEF	HHD	1.8400e-004	7.2000e-005
tblVehicleEF	HHD	3.9090e-003	1.2200e-004
tblVehicleEF	HHD	0.84	7.03
tblVehicleEF	HHD	1.2900e-004	4.9000e-005

tblVehicleEF	HHD	0.09	0.05
tblVehicleEF	HHD	2.4800e-004	5.3900e-004
tblVehicleEF	HHD	0.06	1.0000e-006
tblVehicleEF	HHD	0.07	0.16
tblVehicleEF	HHD	0.01	0.01
tblVehicleEF	HHD	8.7000e-005	0.00
tblVehicleEF	HHD	1.8400e-004	7.2000e-005
tblVehicleEF	HHD	3.9090e-003	1.2200e-004
tblVehicleEF	HHD	0.97	8.00
tblVehicleEF	HHD	1.2900e-004	4.9000e-005
tblVehicleEF	HHD	0.13	0.06
tblVehicleEF	HHD	2.4800e-004	5.3900e-004
tblVehicleEF	HHD	0.06	1.0000e-006
tblVehicleEF	HHD	1.34	0.30
tblVehicleEF	HHD	0.04	2.3880e-003
tblVehicleEF	HHD	0.11	0.00
tblVehicleEF	HHD	4.76	95.56
tblVehicleEF	HHD	0.58	0.26
tblVehicleEF	HHD	1.89	2.2320e-003
tblVehicleEF	HHD	6,415.00	16,864.37
tblVehicleEF	HHD	1,493.95	1,347.67
tblVehicleEF	HHD	5.71	0.02
tblVehicleEF	HHD	26.84	90.68
tblVehicleEF	HHD	2.83	2.72
tblVehicleEF	HHD	0.02	0.05
tblVehicleEF	HHD	0.06	0.06
tblVehicleEF	HHD	0.04	0.04

tblVehicleEF	HHD	0.01	0.03
tblVehicleEF	HHD	5.5000e-005	1.0000e-006
tblVehicleEF	HHD	0.02	0.05
tblVehicleEF	HHD	0.03	0.03
tblVehicleEF	HHD	8.8820e-003	8.8160e-003
tblVehicleEF	HHD	0.01	0.03
tblVehicleEF	HHD	5.0000e-005	1.0000e-006
tblVehicleEF	HHD	9.4000e-005	3.8000e-005
tblVehicleEF	HHD	3.7830e-003	1.2300e-004
tblVehicleEF	HHD	0.96	6.22
tblVehicleEF	HHD	5.6000e-005	2.0000e-005
tblVehicleEF	HHD	0.09	0.05
tblVehicleEF	HHD	2.5900e-004	5.4600e-004
tblVehicleEF	HHD	0.06	1.0000e-006
tblVehicleEF	HHD	0.06	0.16
tblVehicleEF	HHD	0.01	0.01
tblVehicleEF	HHD	8.9000e-005	0.00
tblVehicleEF	HHD	9.4000e-005	3.8000e-005
tblVehicleEF	HHD	3.7830e-003	1.2300e-004
tblVehicleEF	HHD	1.10	7.08
tblVehicleEF	HHD	5.6000e-005	2.0000e-005
tblVehicleEF	HHD	0.13	0.06
tblVehicleEF	HHD	2.5900e-004	5.4600e-004
tblVehicleEF	HHD	0.07	1.0000e-006
tblVehicleEF	LDA	4.6640e-003	2.4750e-003
tblVehicleEF	LDA	6.4640e-003	0.05
tblVehicleEF	LDA	0.62	0.66

tblVehicleEF	LDA	1.32	2.16
tblVehicleEF	LDA	261.85	265.70
tblVehicleEF	LDA	59.28	53.86
tblVehicleEF	LDA	0.06	0.04
tblVehicleEF	LDA	1.7130e-003	1.4710e-003
tblVehicleEF	LDA	2.3020e-003	1.8580e-003
tblVehicleEF	LDA	1.5790e-003	1.3550e-003
tblVehicleEF	LDA	2.1170e-003	1.7080e-003
tblVehicleEF	LDA	0.05	0.27
tblVehicleEF	LDA	0.11	0.10
tblVehicleEF	LDA	0.04	0.21
tblVehicleEF	LDA	0.01	9.4820e-003
tblVehicleEF	LDA	0.04	0.21
tblVehicleEF	LDA	0.09	0.23
tblVehicleEF	LDA	2.6230e-003	2.6290e-003
tblVehicleEF	LDA	6.1500e-004	5.3300e-004
tblVehicleEF	LDA	0.05	0.27
tblVehicleEF	LDA	0.11	0.10
tblVehicleEF	LDA	0.04	0.21
tblVehicleEF	LDA	0.02	0.01
tblVehicleEF	LDA	0.04	0.21
tblVehicleEF	LDA	0.10	0.25
tblVehicleEF	LDA	5.3170e-003	2.8390e-003
tblVehicleEF	LDA	5.3900e-003	0.04
tblVehicleEF	LDA	0.76	0.81
tblVehicleEF	LDA	1.10	1.79
tblVehicleEF	LDA	286.52	290.16

tblVehicleEF	LDA	59.28	53.16
tblVehicleEF	LDA	0.05	0.04
tblVehicleEF	LDA	1.7130e-003	1.4710e-003
tblVehicleEF	LDA	2.3020e-003	1.8580e-003
tblVehicleEF	LDA	1.5790e-003	1.3550e-003
tblVehicleEF	LDA	2.1170e-003	1.7080e-003
tblVehicleEF	LDA	0.10	0.55
tblVehicleEF	LDA	0.13	0.12
tblVehicleEF	LDA	0.08	0.45
tblVehicleEF	LDA	0.01	0.01
tblVehicleEF	LDA	0.04	0.21
tblVehicleEF	LDA	0.07	0.19
tblVehicleEF	LDA	6.1100e-004	5.2600e-004
tblVehicleEF	LDA	0.10	0.55
tblVehicleEF	LDA	0.13	0.12
tblVehicleEF	LDA	0.08	0.45
tblVehicleEF	LDA	0.02	0.02
tblVehicleEF	LDA	0.04	0.21
tblVehicleEF	LDA	0.08	0.21
tblVehicleEF	LDA	4.5320e-003	2.4150e-003
tblVehicleEF	LDA	6.4200e-003	0.05
tblVehicleEF	LDA	0.58	0.62
tblVehicleEF	LDA	1.30	2.12
tblVehicleEF	LDA	256.02	259.97
tblVehicleEF	LDA	59.28	53.80
tblVehicleEF	LDA	0.05	0.04
tblVehicleEF	LDA	1.7130e-003	1.4710e-003

tblVehicleEF	LDA	2.3020e-003	1.8580e-003
tblVehicleEF	LDA	1.5790e-003	1.3550e-003
tblVehicleEF	LDA	2.1170e-003	1.7080e-003
tblVehicleEF	LDA	0.05	0.27
tblVehicleEF	LDA	0.12	0.11
tblVehicleEF	LDA	0.03	0.20
tblVehicleEF	LDA	0.01	9.2350e-003
tblVehicleEF	LDA	0.04	0.24
tblVehicleEF	LDA	0.09	0.23
tblVehicleEF	LDA	2.5640e-003	2.5720e-003
tblVehicleEF	LDA	6.1500e-004	5.3200e-004
tblVehicleEF	LDA	0.05	0.27
tblVehicleEF	LDA	0.12	0.11
tblVehicleEF	LDA	0.03	0.20
tblVehicleEF	LDA	0.02	0.01
tblVehicleEF	LDA	0.04	0.24
tblVehicleEF	LDA	0.09	0.25
tblVehicleEF	LDT1	0.02	7.1090e-003
tblVehicleEF	LDT1	0.02	0.08
tblVehicleEF	LDT1	1.71	1.45
tblVehicleEF	LDT1	4.02	2.44
tblVehicleEF	LDT1	323.73	312.14
tblVehicleEF	LDT1	72.77	65.50
tblVehicleEF	LDT1	0.18	0.13
tblVehicleEF	LDT1	2.8630e-003	2.2090e-003
tblVehicleEF	LDT1	3.8930e-003	2.8520e-003
tblVehicleEF	LDT1	2.6370e-003	2.0320e-003

tblVehicleEF	LDT1	3.5800e-003	2.6220e-003
tblVehicleEF	LDT1	0.19	0.85
tblVehicleEF	LDT1	0.36	0.26
tblVehicleEF	LDT1	0.13	0.60
tblVehicleEF	LDT1	0.04	0.03
tblVehicleEF	LDT1	0.21	0.88
tblVehicleEF	LDT1	0.29	0.43
tblVehicleEF	LDT1	3.2600e-003	3.0890e-003
tblVehicleEF	LDT1	7.9900e-004	6.4800e-004
tblVehicleEF	LDT1	0.19	0.85
tblVehicleEF	LDT1	0.36	0.26
tblVehicleEF	LDT1	0.13	0.60
tblVehicleEF	LDT1	0.06	0.05
tblVehicleEF	LDT1	0.21	0.88
tblVehicleEF	LDT1	0.31	0.48
tblVehicleEF	LDT1	0.02	8.0650e-003
tblVehicleEF	LDT1	0.02	0.07
tblVehicleEF	LDT1	2.05	1.75
tblVehicleEF	LDT1	3.30	2.02
tblVehicleEF	LDT1	352.65	337.45
tblVehicleEF	LDT1	72.77	64.59
tblVehicleEF	LDT1	0.16	0.12
tblVehicleEF	LDT1	2.8630e-003	2.2090e-003
tblVehicleEF	LDT1	3.8930e-003	2.8520e-003
tblVehicleEF	LDT1	2.6370e-003	2.0320e-003
tblVehicleEF	LDT1	3.5800e-003	2.6220e-003
tblVehicleEF	LDT1	0.40	1.76

tblVehicleEF	LDT1	0.44	0.33
tblVehicleEF	LDT1	0.29	1.29
tblVehicleEF	LDT1	0.04	0.04
tblVehicleEF	LDT1	0.21	0.88
tblVehicleEF	LDT1	0.24	0.36
tblVehicleEF	LDT1	3.5540e-003	3.3390e-003
tblVehicleEF	LDT1	7.8600e-004	6.3900e-004
tblVehicleEF	LDT1	0.40	1.76
tblVehicleEF	LDT1	0.44	0.33
tblVehicleEF	LDT1	0.29	1.29
tblVehicleEF	LDT1	0.06	0.05
tblVehicleEF	LDT1	0.21	0.88
tblVehicleEF	LDT1	0.26	0.40
tblVehicleEF	LDT1	0.01	6.9430e-003
tblVehicleEF	LDT1	0.02	0.08
tblVehicleEF	LDT1	1.62	1.38
tblVehicleEF	LDT1	3.95	2.40
tblVehicleEF	LDT1	316.91	306.14
tblVehicleEF	LDT1	72.77	65.42
tblVehicleEF	LDT1	0.17	0.12
tblVehicleEF	LDT1	2.8630e-003	2.2090e-003
tblVehicleEF	LDT1	3.8930e-003	2.8520e-003
tblVehicleEF	LDT1	2.6370e-003	2.0320e-003
tblVehicleEF	LDT1	3.5800e-003	2.6220e-003
tblVehicleEF	LDT1	0.20	0.89
tblVehicleEF	LDT1	0.41	0.30
tblVehicleEF	LDT1	0.12	0.55

tblVehicleEF	LDT1	0.04	0.03
tblVehicleEF	LDT1	0.25	1.03
tblVehicleEF	LDT1	0.28	0.43
tblVehicleEF	LDT1	3.1900e-003	3.0290e-003
tblVehicleEF	LDT1	7.9800e-004	6.4700e-004
tblVehicleEF	LDT1	0.20	0.89
tblVehicleEF	LDT1	0.41	0.30
tblVehicleEF	LDT1	0.12	0.55
tblVehicleEF	LDT1	0.05	0.04
tblVehicleEF	LDT1	0.25	1.03
tblVehicleEF	LDT1	0.31	0.47
tblVehicleEF	LDT2	6.9330e-003	4.3120e-003
tblVehicleEF	LDT2	9.2890e-003	0.07
tblVehicleEF	LDT2	0.85	0.98
tblVehicleEF	LDT2	1.85	2.78
tblVehicleEF	LDT2	363.70	334.03
tblVehicleEF	LDT2	81.97	70.30
tblVehicleEF	LDT2	0.10	0.09
tblVehicleEF	LDT2	1.7370e-003	1.5300e-003
tblVehicleEF	LDT2	2.4180e-003	1.9480e-003
tblVehicleEF	LDT2	1.5980e-003	1.4080e-003
tblVehicleEF	LDT2	2.2230e-003	1.7910e-003
tblVehicleEF	LDT2	0.07	0.46
tblVehicleEF	LDT2	0.13	0.15
tblVehicleEF	LDT2	0.06	0.38
tblVehicleEF	LDT2	0.02	0.02
tblVehicleEF	LDT2	0.07	0.48

tblVehicleEF	LDT2	0.13	0.35
tblVehicleEF	LDT2	3.6440e-003	3.3050e-003
tblVehicleEF	LDT2	8.5100e-004	6.9600e-004
tblVehicleEF	LDT2	0.07	0.46
tblVehicleEF	LDT2	0.13	0.15
tblVehicleEF	LDT2	0.06	0.38
tblVehicleEF	LDT2	0.03	0.03
tblVehicleEF	LDT2	0.07	0.48
tblVehicleEF	LDT2	0.14	0.38
tblVehicleEF	LDT2	7.8730e-003	4.9250e-003
tblVehicleEF	LDT2	7.7350e-003	0.06
tblVehicleEF	LDT2	1.04	1.19
tblVehicleEF	LDT2	1.53	2.30
tblVehicleEF	LDT2	397.09	358.66
tblVehicleEF	LDT2	81.97	69.35
tblVehicleEF	LDT2	0.09	0.08
tblVehicleEF	LDT2	1.7370e-003	1.5300e-003
tblVehicleEF	LDT2	2.4180e-003	1.9480e-003
tblVehicleEF	LDT2	1.5980e-003	1.4080e-003
tblVehicleEF	LDT2	2.2230e-003	1.7910e-003
tblVehicleEF	LDT2	0.14	0.95
tblVehicleEF	LDT2	0.16	0.18
tblVehicleEF	LDT2	0.12	0.80
tblVehicleEF	LDT2	0.02	0.02
tblVehicleEF	LDT2	0.07	0.48
tblVehicleEF	LDT2	0.10	0.29
tblVehicleEF	LDT2	3.9810e-003	3.5480e-003

tblVehicleEF	LDT2	8.4600e-004	6.8600e-004
tblVehicleEF	LDT2	0.14	0.95
tblVehicleEF	LDT2	0.16	0.18
tblVehicleEF	LDT2	0.12	0.80
tblVehicleEF	LDT2	0.03	0.03
tblVehicleEF	LDT2	0.07	0.48
tblVehicleEF	LDT2	0.11	0.32
tblVehicleEF	LDT2	6.7430e-003	4.2090e-003
tblVehicleEF	LDT2	9.2200e-003	0.07
tblVehicleEF	LDT2	0.81	0.92
tblVehicleEF	LDT2	1.82	2.74
tblVehicleEF	LDT2	355.82	328.19
tblVehicleEF	LDT2	81.97	70.22
tblVehicleEF	LDT2	0.09	0.09
tblVehicleEF	LDT2	1.7370e-003	1.5300e-003
tblVehicleEF	LDT2	2.4180e-003	1.9480e-003
tblVehicleEF	LDT2	1.5980e-003	1.4080e-003
tblVehicleEF	LDT2	2.2230e-003	1.7910e-003
tblVehicleEF	LDT2	0.07	0.46
tblVehicleEF	LDT2	0.15	0.16
tblVehicleEF	LDT2	0.05	0.35
tblVehicleEF	LDT2	0.02	0.02
tblVehicleEF	LDT2	0.08	0.56
tblVehicleEF	LDT2	0.12	0.35
tblVehicleEF	LDT2	3.5650e-003	3.2470e-003
tblVehicleEF	LDT2	8.5100e-004	6.9500e-004
tblVehicleEF	LDT2	0.07	0.46

tblVehicleEF	LDT2	0.15	0.16
tblVehicleEF	LDT2	0.05	0.35
tblVehicleEF	LDT2	0.02	0.03
tblVehicleEF	LDT2	0.08	0.56
tblVehicleEF	LDT2	0.14	0.38
tblVehicleEF	LHD1	5.4860e-003	0.07
tblVehicleEF	LHD1	0.01	6.5090e-003
tblVehicleEF	LHD1	0.02	0.02
tblVehicleEF	LHD1	0.15	2.39
tblVehicleEF	LHD1	1.16	0.88
tblVehicleEF	LHD1	2.77	1.03
tblVehicleEF	LHD1	9.23	128.99
tblVehicleEF	LHD1	614.92	648.62
tblVehicleEF	LHD1	30.92	10.79
tblVehicleEF	LHD1	0.09	1.09
tblVehicleEF	LHD1	2.26	1.54
tblVehicleEF	LHD1	9.6600e-004	0.01
tblVehicleEF	LHD1	0.01	9.9680e-003
tblVehicleEF	LHD1	0.02	0.01
tblVehicleEF	LHD1	1.0070e-003	2.6300e-004
tblVehicleEF	LHD1	9.2400e-004	0.01
tblVehicleEF	LHD1	2.5280e-003	2.4920e-003
tblVehicleEF	LHD1	0.01	0.01
tblVehicleEF	LHD1	9.2600e-004	2.4200e-004
tblVehicleEF	LHD1	3.7970e-003	0.04
tblVehicleEF	LHD1	0.11	0.09
tblVehicleEF	LHD1	0.02	0.29

tblVehicleEF	LHD1	1.8480e-003	0.02
tblVehicleEF	LHD1	0.09	0.07
tblVehicleEF	LHD1	0.35	0.60
tblVehicleEF	LHD1	0.29	0.08
tblVehicleEF	LHD1	9.2000e-005	1.2480e-003
tblVehicleEF	LHD1	6.0360e-003	6.3130e-003
tblVehicleEF	LHD1	3.6200e-004	1.0700e-004
tblVehicleEF	LHD1	3.7970e-003	0.04
tblVehicleEF	LHD1	0.11	0.09
tblVehicleEF	LHD1	0.02	0.40
tblVehicleEF	LHD1	1.8480e-003	0.02
tblVehicleEF	LHD1	0.11	0.08
tblVehicleEF	LHD1	0.35	0.60
tblVehicleEF	LHD1	0.31	0.09
tblVehicleEF	LHD1	5.4860e-003	0.07
tblVehicleEF	LHD1	0.01	6.6670e-003
tblVehicleEF	LHD1	0.02	0.02
tblVehicleEF	LHD1	0.15	2.39
tblVehicleEF	LHD1	1.18	0.90
tblVehicleEF	LHD1	2.58	0.97
tblVehicleEF	LHD1	9.23	128.99
tblVehicleEF	LHD1	614.92	648.66
tblVehicleEF	LHD1	30.92	10.67
tblVehicleEF	LHD1	0.09	1.09
tblVehicleEF	LHD1	2.12	1.44
tblVehicleEF	LHD1	9.6600e-004	0.01
tblVehicleEF	LHD1	0.01	9.9680e-003

tblVehicleEF	LHD1	0.02	0.01
tblVehicleEF	LHD1	1.0070e-003	2.6300e-004
tblVehicleEF	LHD1	9.2400e-004	0.01
tblVehicleEF	LHD1	2.5280e-003	2.4920e-003
tblVehicleEF	LHD1	0.01	0.01
tblVehicleEF	LHD1	9.2600e-004	2.4200e-004
tblVehicleEF	LHD1	7.5090e-003	0.09
tblVehicleEF	LHD1	0.13	0.11
tblVehicleEF	LHD1	0.02	0.29
tblVehicleEF	LHD1	4.2150e-003	0.05
tblVehicleEF	LHD1	0.09	0.07
tblVehicleEF	LHD1	0.35	0.60
tblVehicleEF	LHD1	0.27	0.08
tblVehicleEF	LHD1	9.2000e-005	1.2480e-003
tblVehicleEF	LHD1	6.0370e-003	6.3140e-003
tblVehicleEF	LHD1	3.5800e-004	1.0600e-004
tblVehicleEF	LHD1	7.5090e-003	0.09
tblVehicleEF	LHD1	0.13	0.11
tblVehicleEF	LHD1	0.02	0.40
tblVehicleEF	LHD1	4.2150e-003	0.05
tblVehicleEF	LHD1	0.11	0.09
tblVehicleEF	LHD1	0.35	0.60
tblVehicleEF	LHD1	0.30	0.08
tblVehicleEF	LHD1	5.4860e-003	0.07
tblVehicleEF	LHD1	0.01	6.5250e-003
tblVehicleEF	LHD1	0.02	0.02
tblVehicleEF	LHD1	0.15	2.39

tblVehicleEF	LHD1	1.16	0.89
tblVehicleEF	LHD1	2.72	1.02
tblVehicleEF	LHD1	9.23	128.99
tblVehicleEF	LHD1	614.92	648.63
tblVehicleEF	LHD1	30.92	10.76
tblVehicleEF	LHD1	0.09	1.09
tblVehicleEF	LHD1	2.22	1.51
tblVehicleEF	LHD1	9.6600e-004	0.01
tblVehicleEF	LHD1	0.01	9.9680e-003
tblVehicleEF	LHD1	0.02	0.01
tblVehicleEF	LHD1	1.0070e-003	2.6300e-004
tblVehicleEF	LHD1	9.2400e-004	0.01
tblVehicleEF	LHD1	2.5280e-003	2.4920e-003
tblVehicleEF	LHD1	0.01	0.01
tblVehicleEF	LHD1	9.2600e-004	2.4200e-004
tblVehicleEF	LHD1	4.1760e-003	0.05
tblVehicleEF	LHD1	0.13	0.10
tblVehicleEF	LHD1	0.02	0.29
tblVehicleEF	LHD1	1.8200e-003	0.02
tblVehicleEF	LHD1	0.09	0.07
tblVehicleEF	LHD1	0.38	0.64
tblVehicleEF	LHD1	0.28	0.08
tblVehicleEF	LHD1	9.2000e-005	1.2480e-003
tblVehicleEF	LHD1	6.0360e-003	6.3130e-003
tblVehicleEF	LHD1	3.6100e-004	1.0600e-004
tblVehicleEF	LHD1	4.1760e-003	0.05
tblVehicleEF	LHD1	0.13	0.10

tblVehicleEF	LHD1	0.02	0.40
tblVehicleEF	LHD1	1.8200e-003	0.02
tblVehicleEF	LHD1	0.11	0.08
tblVehicleEF	LHD1	0.38	0.64
tblVehicleEF	LHD1	0.31	0.09
tblVehicleEF	LHD2	3.8190e-003	0.04
tblVehicleEF	LHD2	5.2410e-003	4.1580e-003
tblVehicleEF	LHD2	9.1660e-003	9.5080e-003
tblVehicleEF	LHD2	0.12	1.83
tblVehicleEF	LHD2	0.55	0.56
tblVehicleEF	LHD2	1.29	0.61
tblVehicleEF	LHD2	14.32	193.92
tblVehicleEF	LHD2	614.63	648.96
tblVehicleEF	LHD2	24.89	7.78
tblVehicleEF	LHD2	0.12	1.53
tblVehicleEF	LHD2	1.69	1.65
tblVehicleEF	LHD2	1.3030e-003	0.02
tblVehicleEF	LHD2	0.01	0.01
tblVehicleEF	LHD2	0.01	0.01
tblVehicleEF	LHD2	4.2500e-004	1.2600e-004
tblVehicleEF	LHD2	1.2470e-003	0.02
tblVehicleEF	LHD2	2.6810e-003	2.6930e-003
tblVehicleEF	LHD2	0.01	0.01
tblVehicleEF	LHD2	3.9100e-004	1.1600e-004
tblVehicleEF	LHD2	1.4000e-003	0.02
tblVehicleEF	LHD2	0.04	0.05
tblVehicleEF	LHD2	0.01	0.22

tblVehicleEF	LHD2	7.3800e-004	0.01
tblVehicleEF	LHD2	0.06	0.06
tblVehicleEF	LHD2	0.10	0.29
tblVehicleEF	LHD2	0.12	0.05
tblVehicleEF	LHD2	1.4000e-004	1.8530e-003
tblVehicleEF	LHD2	5.9810e-003	6.2610e-003
tblVehicleEF	LHD2	2.7300e-004	7.7000e-005
tblVehicleEF	LHD2	1.4000e-003	0.02
tblVehicleEF	LHD2	0.04	0.05
tblVehicleEF	LHD2	0.02	0.30
tblVehicleEF	LHD2	7.3800e-004	0.01
tblVehicleEF	LHD2	0.07	0.07
tblVehicleEF	LHD2	0.10	0.29
tblVehicleEF	LHD2	0.14	0.05
tblVehicleEF	LHD2	3.8190e-003	0.04
tblVehicleEF	LHD2	5.3190e-003	4.2030e-003
tblVehicleEF	LHD2	8.7380e-003	9.0810e-003
tblVehicleEF	LHD2	0.12	1.83
tblVehicleEF	LHD2	0.56	0.56
tblVehicleEF	LHD2	1.21	0.57
tblVehicleEF	LHD2	14.32	193.92
tblVehicleEF	LHD2	614.63	648.97
tblVehicleEF	LHD2	24.89	7.71
tblVehicleEF	LHD2	0.12	1.53
tblVehicleEF	LHD2	1.59	1.55
tblVehicleEF	LHD2	1.3030e-003	0.02
tblVehicleEF	LHD2	0.01	0.01

tblVehicleEF	LHD2	0.01	0.01
tblVehicleEF	LHD2	4.2500e-004	1.2600e-004
tblVehicleEF	LHD2	1.2470e-003	0.02
tblVehicleEF	LHD2	2.6810e-003	2.6930e-003
tblVehicleEF	LHD2	0.01	0.01
tblVehicleEF	LHD2	3.9100e-004	1.1600e-004
tblVehicleEF	LHD2	2.7070e-003	0.04
tblVehicleEF	LHD2	0.05	0.06
tblVehicleEF	LHD2	0.01	0.22
tblVehicleEF	LHD2	1.6130e-003	0.02
tblVehicleEF	LHD2	0.06	0.06
tblVehicleEF	LHD2	0.10	0.29
tblVehicleEF	LHD2	0.12	0.04
tblVehicleEF	LHD2	1.4000e-004	1.8530e-003
tblVehicleEF	LHD2	5.9810e-003	6.2610e-003
tblVehicleEF	LHD2	2.7100e-004	7.6000e-005
tblVehicleEF	LHD2	2.7070e-003	0.04
tblVehicleEF	LHD2	0.05	0.06
tblVehicleEF	LHD2	0.02	0.30
tblVehicleEF	LHD2	1.6130e-003	0.02
tblVehicleEF	LHD2	0.07	0.07
tblVehicleEF	LHD2	0.10	0.29
tblVehicleEF	LHD2	0.13	0.05
tblVehicleEF	LHD2	3.8190e-003	0.04
tblVehicleEF	LHD2	5.2490e-003	4.1630e-003
tblVehicleEF	LHD2	9.0820e-003	9.4270e-003
tblVehicleEF	LHD2	0.12	1.83

tblVehicleEF	LHD2	0.55	0.56
tblVehicleEF	LHD2	1.27	0.60
tblVehicleEF	LHD2	14.32	193.92
tblVehicleEF	LHD2	614.63	648.96
tblVehicleEF	LHD2	24.89	7.77
tblVehicleEF	LHD2	0.12	1.53
tblVehicleEF	LHD2	1.67	1.62
tblVehicleEF	LHD2	1.3030e-003	0.02
tblVehicleEF	LHD2	0.01	0.01
tblVehicleEF	LHD2	0.01	0.01
tblVehicleEF	LHD2	4.2500e-004	1.2600e-004
tblVehicleEF	LHD2	1.2470e-003	0.02
tblVehicleEF	LHD2	2.6810e-003	2.6930e-003
tblVehicleEF	LHD2	0.01	0.01
tblVehicleEF	LHD2	3.9100e-004	1.1600e-004
tblVehicleEF	LHD2	1.4600e-003	0.02
tblVehicleEF	LHD2	0.05	0.05
tblVehicleEF	LHD2	0.01	0.22
tblVehicleEF	LHD2	7.2300e-004	0.01
tblVehicleEF	LHD2	0.06	0.06
tblVehicleEF	LHD2	0.10	0.31
tblVehicleEF	LHD2	0.12	0.05
tblVehicleEF	LHD2	1.4000e-004	1.8530e-003
tblVehicleEF	LHD2	5.9810e-003	6.2610e-003
tblVehicleEF	LHD2	2.7200e-004	7.7000e-005
tblVehicleEF	LHD2	1.4600e-003	0.02
tblVehicleEF	LHD2	0.05	0.05

tblVehicleEF	LHD2	0.02	0.30
tblVehicleEF	LHD2	7.2300e-004	0.01
tblVehicleEF	LHD2	0.07	0.07
tblVehicleEF	LHD2	0.10	0.31
tblVehicleEF	LHD2	0.13	0.05
tblVehicleEF	MCY	0.42	0.33
tblVehicleEF	MCY	0.16	0.25
tblVehicleEF	MCY	21.02	20.74
tblVehicleEF	MCY	9.91	8.78
tblVehicleEF	MCY	167.12	210.98
tblVehicleEF	MCY	46.87	61.55
tblVehicleEF	MCY	1.17	1.17
tblVehicleEF	MCY	1.8190e-003	1.8280e-003
tblVehicleEF	MCY	3.7460e-003	3.0520e-003
tblVehicleEF	MCY	1.7050e-003	1.7110e-003
tblVehicleEF	MCY	3.5370e-003	2.8770e-003
tblVehicleEF	MCY	1.45	2.89
tblVehicleEF	MCY	0.85	0.84
tblVehicleEF	MCY	0.80	1.59
tblVehicleEF	MCY	2.26	2.23
tblVehicleEF	MCY	0.50	2.04
tblVehicleEF	MCY	2.17	1.90
tblVehicleEF	MCY	2.0790e-003	2.0880e-003
tblVehicleEF	MCY	6.9500e-004	6.0900e-004
tblVehicleEF	MCY	1.45	2.89
tblVehicleEF	MCY	0.85	0.84
tblVehicleEF	MCY	0.80	1.59

tblVehicleEF	MCY	2.76	2.74
tblVehicleEF	MCY	0.50	2.04
tblVehicleEF	MCY	2.37	2.07
tblVehicleEF	MCY	0.41	0.32
tblVehicleEF	MCY	0.14	0.22
tblVehicleEF	MCY	21.14	20.87
tblVehicleEF	MCY	9.06	7.97
tblVehicleEF	MCY	167.12	210.98
tblVehicleEF	MCY	46.87	59.35
tblVehicleEF	MCY	0.99	0.99
tblVehicleEF	MCY	1.8190e-003	1.8280e-003
tblVehicleEF	MCY	3.7460e-003	3.0520e-003
tblVehicleEF	MCY	1.7050e-003	1.7110e-003
tblVehicleEF	MCY	3.5370e-003	2.8770e-003
tblVehicleEF	MCY	3.14	6.27
tblVehicleEF	MCY	1.28	1.28
tblVehicleEF	MCY	2.14	4.24
tblVehicleEF	MCY	2.19	2.17
tblVehicleEF	MCY	0.50	2.03
tblVehicleEF	MCY	1.87	1.63
tblVehicleEF	MCY	2.0790e-003	2.0880e-003
tblVehicleEF	MCY	6.7100e-004	5.8700e-004
tblVehicleEF	MCY	3.14	6.27
tblVehicleEF	MCY	1.28	1.28
tblVehicleEF	MCY	2.14	4.24
tblVehicleEF	MCY	2.69	2.67
tblVehicleEF	MCY	0.50	2.03

tblVehicleEF	MCY	2.03	1.77
tblVehicleEF	MCY	0.42	0.32
tblVehicleEF	MCY	0.15	0.24
tblVehicleEF	MCY	20.06	19.79
tblVehicleEF	MCY	9.53	8.43
tblVehicleEF	MCY	167.12	209.35
tblVehicleEF	MCY	46.87	60.75
tblVehicleEF	MCY	1.13	1.12
tblVehicleEF	MCY	1.8190e-003	1.8280e-003
tblVehicleEF	MCY	3.7460e-003	3.0520e-003
tblVehicleEF	MCY	1.7050e-003	1.7110e-003
tblVehicleEF	MCY	3.5370e-003	2.8770e-003
tblVehicleEF	MCY	1.71	3.40
tblVehicleEF	MCY	1.14	1.12
tblVehicleEF	MCY	0.72	1.42
tblVehicleEF	MCY	2.22	2.20
tblVehicleEF	MCY	0.57	2.32
tblVehicleEF	MCY	2.10	1.83
tblVehicleEF	MCY	2.0630e-003	2.0720e-003
tblVehicleEF	MCY	6.8600e-004	6.0100e-004
tblVehicleEF	MCY	1.71	3.40
tblVehicleEF	MCY	1.14	1.12
tblVehicleEF	MCY	0.72	1.42
tblVehicleEF	MCY	2.71	2.69
tblVehicleEF	MCY	0.57	2.32
tblVehicleEF	MCY	2.28	1.99
tblVehicleEF	MDV	0.01	5.5850e-003

tblVehicleEF	MDV	0.02	0.09
tblVehicleEF	MDV	1.55	1.14
tblVehicleEF	MDV	3.59	3.33
tblVehicleEF	MDV	498.66	414.18
tblVehicleEF	MDV	110.76	87.05
tblVehicleEF	MDV	0.20	0.12
tblVehicleEF	MDV	1.8680e-003	1.6380e-003
tblVehicleEF	MDV	2.5890e-003	2.0560e-003
tblVehicleEF	MDV	1.7240e-003	1.5110e-003
tblVehicleEF	MDV	2.3820e-003	1.8910e-003
tblVehicleEF	MDV	0.10	0.53
tblVehicleEF	MDV	0.21	0.17
tblVehicleEF	MDV	0.09	0.46
tblVehicleEF	MDV	0.04	0.02
tblVehicleEF	MDV	0.11	0.52
tblVehicleEF	MDV	0.28	0.45
tblVehicleEF	MDV	5.0000e-003	4.0950e-003
tblVehicleEF	MDV	1.1710e-003	8.6100e-004
tblVehicleEF	MDV	0.10	0.53
tblVehicleEF	MDV	0.21	0.17
tblVehicleEF	MDV	0.09	0.46
tblVehicleEF	MDV	0.05	0.03
tblVehicleEF	MDV	0.11	0.52
tblVehicleEF	MDV	0.31	0.50
tblVehicleEF	MDV	0.02	6.3910e-003
tblVehicleEF	MDV	0.02	0.08
tblVehicleEF	MDV	1.87	1.39

tblVehicleEF	MDV	2.99	2.75
tblVehicleEF	MDV	542.90	440.29
tblVehicleEF	MDV	110.76	85.88
tblVehicleEF	MDV	0.18	0.11
tblVehicleEF	MDV	1.8680e-003	1.6380e-003
tblVehicleEF	MDV	2.5890e-003	2.0560e-003
tblVehicleEF	MDV	1.7240e-003	1.5110e-003
tblVehicleEF	MDV	2.3820e-003	1.8910e-003
tblVehicleEF	MDV	0.21	1.07
tblVehicleEF	MDV	0.24	0.20
tblVehicleEF	MDV	0.18	0.95
tblVehicleEF	MDV	0.04	0.03
tblVehicleEF	MDV	0.11	0.52
tblVehicleEF	MDV	0.24	0.38
tblVehicleEF	MDV	5.4470e-003	4.3530e-003
tblVehicleEF	MDV	1.1600e-003	8.5000e-004
tblVehicleEF	MDV	0.21	1.07
tblVehicleEF	MDV	0.24	0.20
tblVehicleEF	MDV	0.18	0.95
tblVehicleEF	MDV	0.06	0.04
tblVehicleEF	MDV	0.11	0.52
tblVehicleEF	MDV	0.26	0.42
tblVehicleEF	MDV	0.01	5.4380e-003
tblVehicleEF	MDV	0.02	0.09
tblVehicleEF	MDV	1.47	1.08
tblVehicleEF	MDV	3.53	3.28
tblVehicleEF	MDV	488.33	407.99

tblVehicleEF	MDV	110.76	86.95
tblVehicleEF	MDV	0.19	0.11
tblVehicleEF	MDV	1.8680e-003	1.6380e-003
tblVehicleEF	MDV	2.5890e-003	2.0560e-003
tblVehicleEF	MDV	1.7240e-003	1.5110e-003
tblVehicleEF	MDV	2.3820e-003	1.8910e-003
tblVehicleEF	MDV	0.10	0.51
tblVehicleEF	MDV	0.23	0.19
tblVehicleEF	MDV	0.08	0.43
tblVehicleEF	MDV	0.04	0.02
tblVehicleEF	MDV	0.13	0.60
tblVehicleEF	MDV	0.28	0.45
tblVehicleEF	MDV	4.8960e-003	4.0340e-003
tblVehicleEF	MDV	1.1700e-003	8.6000e-004
tblVehicleEF	MDV	0.10	0.51
tblVehicleEF	MDV	0.23	0.19
tblVehicleEF	MDV	0.08	0.43
tblVehicleEF	MDV	0.05	0.03
tblVehicleEF	MDV	0.13	0.60
tblVehicleEF	MDV	0.31	0.49
tblVehicleEF	MH	0.04	3.7970e-003
tblVehicleEF	MH	0.03	0.00
tblVehicleEF	MH	3.60	0.36
tblVehicleEF	MH	6.96	0.00
tblVehicleEF	MH	1,048.28	951.23
tblVehicleEF	MH	59.91	0.00
tblVehicleEF	MH	1.64	4.54

tblVehicleEF	MH	0.01	0.02
tblVehicleEF	MH	0.04	0.14
tblVehicleEF	MH	1.2510e-003	0.00
tblVehicleEF	MH	3.2210e-003	4.0000e-003
tblVehicleEF	MH	0.04	0.14
tblVehicleEF	MH	1.1500e-003	0.00
tblVehicleEF	MH	1.56	0.00
tblVehicleEF	MH	0.09	0.00
tblVehicleEF	MH	0.54	0.00
tblVehicleEF	MH	0.12	0.08
tblVehicleEF	MH	0.03	0.00
tblVehicleEF	MH	0.40	0.00
tblVehicleEF	MH	0.01	8.9930e-003
tblVehicleEF	MH	7.2000e-004	0.00
tblVehicleEF	MH	1.56	0.00
tblVehicleEF	MH	0.09	0.00
tblVehicleEF	MH	0.54	0.00
tblVehicleEF	MH	0.17	0.09
tblVehicleEF	MH	0.03	0.00
tblVehicleEF	MH	0.44	0.00
tblVehicleEF	MH	0.04	3.7970e-003
tblVehicleEF	MH	0.03	0.00
tblVehicleEF	MH	3.74	0.36
tblVehicleEF	MH	6.31	0.00
tblVehicleEF	MH	1,048.28	951.23
tblVehicleEF	MH	59.91	0.00
tblVehicleEF	MH	1.50	4.26

tblVehicleEF	MH	0.01	0.02
tblVehicleEF	MH	0.04	0.14
tblVehicleEF	MH	1.2510e-003	0.00
tblVehicleEF	MH	3.2210e-003	4.0000e-003
tblVehicleEF	MH	0.04	0.14
tblVehicleEF	MH	1.1500e-003	0.00
tblVehicleEF	MH	3.12	0.00
tblVehicleEF	MH	0.11	0.00
tblVehicleEF	MH	1.30	0.00
tblVehicleEF	MH	0.12	0.08
tblVehicleEF	MH	0.03	0.00
tblVehicleEF	MH	0.37	0.00
tblVehicleEF	MH	0.01	8.9930e-003
tblVehicleEF	MH	7.0900e-004	0.00
tblVehicleEF	MH	3.12	0.00
tblVehicleEF	MH	0.11	0.00
tblVehicleEF	MH	1.30	0.00
tblVehicleEF	MH	0.17	0.09
tblVehicleEF	MH	0.03	0.00
tblVehicleEF	MH	0.41	0.00
tblVehicleEF	MH	0.04	3.7970e-003
tblVehicleEF	MH	0.03	0.00
tblVehicleEF	MH	3.61	0.36
tblVehicleEF	MH	6.87	0.00
tblVehicleEF	MH	1,048.28	951.23
tblVehicleEF	MH	59.91	0.00
tblVehicleEF	MH	1.61	4.46

tblVehicleEF	MH	0.01	0.02
tblVehicleEF	MH	0.04	0.14
tblVehicleEF	MH	1.2510e-003	0.00
tblVehicleEF	MH	3.2210e-003	4.0000e-003
tblVehicleEF	MH	0.04	0.14
tblVehicleEF	MH	1.1500e-003	0.00
tblVehicleEF	MH	1.88	0.00
tblVehicleEF	MH	0.12	0.00
tblVehicleEF	MH	0.56	0.00
tblVehicleEF	MH	0.12	0.08
tblVehicleEF	MH	0.03	0.00
tblVehicleEF	MH	0.40	0.00
tblVehicleEF	MH	0.01	8.9930e-003
tblVehicleEF	MH	7.1900e-004	0.00
tblVehicleEF	MH	1.88	0.00
tblVehicleEF	MH	0.12	0.00
tblVehicleEF	MH	0.56	0.00
tblVehicleEF	MH	0.17	0.09
tblVehicleEF	MH	0.03	0.00
tblVehicleEF	MH	0.43	0.00
tblVehicleEF	MHD	0.02	0.04
tblVehicleEF	MHD	4.1450e-003	3.4880e-003
tblVehicleEF	MHD	0.06	8.5120e-003
tblVehicleEF	MHD	0.33	3.72
tblVehicleEF	MHD	0.31	0.35
tblVehicleEF	MHD	6.00	0.97
tblVehicleEF	MHD	155.10	763.26

tblVehicleEF	MHD	1,105.72	999.60
tblVehicleEF	MHD	53.92	8.24
tblVehicleEF	MHD	0.63	5.60
tblVehicleEF	MHD	1.08	1.54
tblVehicleEF	MHD	4.3700e-004	0.01
tblVehicleEF	MHD	5.5780e-003	0.03
tblVehicleEF	MHD	8.2200e-004	1.0000e-004
tblVehicleEF	MHD	4.1800e-004	0.01
tblVehicleEF	MHD	5.3330e-003	0.03
tblVehicleEF	MHD	7.5600e-004	9.2000e-005
tblVehicleEF	MHD	1.4330e-003	6.5510e-003
tblVehicleEF	MHD	0.05	0.02
tblVehicleEF	MHD	0.02	0.20
tblVehicleEF	MHD	7.1400e-004	3.3140e-003
tblVehicleEF	MHD	0.04	0.05
tblVehicleEF	MHD	0.02	0.11
tblVehicleEF	MHD	0.36	0.04
tblVehicleEF	MHD	1.4910e-003	7.2390e-003
tblVehicleEF	MHD	0.01	9.5250e-003
tblVehicleEF	MHD	6.4400e-004	8.2000e-005
tblVehicleEF	MHD	1.4330e-003	6.5510e-003
tblVehicleEF	MHD	0.05	0.02
tblVehicleEF	MHD	0.03	0.26
tblVehicleEF	MHD	7.1400e-004	3.3140e-003
tblVehicleEF	MHD	0.05	0.06
tblVehicleEF	MHD	0.02	0.11
tblVehicleEF	MHD	0.40	0.05

tblVehicleEF	MHD	0.02	0.03
tblVehicleEF	MHD	4.2290e-003	3.5290e-003
tblVehicleEF	MHD	0.05	8.1180e-003
tblVehicleEF	MHD	0.24	3.14
tblVehicleEF	MHD	0.32	0.36
tblVehicleEF	MHD	5.61	0.91
tblVehicleEF	MHD	164.29	771.16
tblVehicleEF	MHD	1,105.72	999.60
tblVehicleEF	MHD	53.92	8.13
tblVehicleEF	MHD	0.65	5.60
tblVehicleEF	MHD	1.01	1.44
tblVehicleEF	MHD	3.6900e-004	0.01
tblVehicleEF	MHD	5.5780e-003	0.03
tblVehicleEF	MHD	8.2200e-004	1.0000e-004
tblVehicleEF	MHD	3.5300e-004	0.01
tblVehicleEF	MHD	5.3330e-003	0.03
tblVehicleEF	MHD	7.5600e-004	9.2000e-005
tblVehicleEF	MHD	2.8480e-003	0.01
tblVehicleEF	MHD	0.05	0.02
tblVehicleEF	MHD	0.02	0.19
tblVehicleEF	MHD	1.6690e-003	7.6700e-003
tblVehicleEF	MHD	0.04	0.05
tblVehicleEF	MHD	0.02	0.11
tblVehicleEF	MHD	0.35	0.04
tblVehicleEF	MHD	1.5770e-003	7.3150e-003
tblVehicleEF	MHD	0.01	9.5250e-003
tblVehicleEF	MHD	6.3800e-004	8.1000e-005

tblVehicleEF	MHD	2.8480e-003	0.01
tblVehicleEF	MHD	0.05	0.02
tblVehicleEF	MHD	0.03	0.25
tblVehicleEF	MHD	1.6690e-003	7.6700e-003
tblVehicleEF	MHD	0.05	0.06
tblVehicleEF	MHD	0.02	0.11
tblVehicleEF	MHD	0.38	0.05
tblVehicleEF	MHD	0.02	0.04
tblVehicleEF	MHD	4.1530e-003	3.4910e-003
tblVehicleEF	MHD	0.06	8.4150e-003
tblVehicleEF	MHD	0.46	4.54
tblVehicleEF	MHD	0.31	0.35
tblVehicleEF	MHD	5.90	0.96
tblVehicleEF	MHD	142.41	752.30
tblVehicleEF	MHD	1,105.72	999.60
tblVehicleEF	MHD	53.92	8.22
tblVehicleEF	MHD	0.60	5.60
tblVehicleEF	MHD	1.06	1.51
tblVehicleEF	MHD	5.3200e-004	0.02
tblVehicleEF	MHD	5.5780e-003	0.03
tblVehicleEF	MHD	8.2200e-004	1.0000e-004
tblVehicleEF	MHD	5.0900e-004	0.02
tblVehicleEF	MHD	5.3330e-003	0.03
tblVehicleEF	MHD	7.5600e-004	9.2000e-005
tblVehicleEF	MHD	1.5800e-003	7.1340e-003
tblVehicleEF	MHD	0.05	0.02
tblVehicleEF	MHD	0.03	0.21

tblVehicleEF	MHD	7.0500e-004	3.2580e-003
tblVehicleEF	MHD	0.04	0.05
tblVehicleEF	MHD	0.02	0.12
tblVehicleEF	MHD	0.36	0.04
tblVehicleEF	MHD	1.3710e-003	7.1340e-003
tblVehicleEF	MHD	0.01	9.5250e-003
tblVehicleEF	MHD	6.4300e-004	8.1000e-005
tblVehicleEF	MHD	1.5800e-003	7.1340e-003
tblVehicleEF	MHD	0.05	0.02
tblVehicleEF	MHD	0.04	0.28
tblVehicleEF	MHD	7.0500e-004	3.2580e-003
tblVehicleEF	MHD	0.05	0.06
tblVehicleEF	MHD	0.02	0.12
tblVehicleEF	MHD	0.39	0.05
tblVehicleEF	OBUS	0.01	0.15
tblVehicleEF	OBUS	0.01	8.5440e-003
tblVehicleEF	OBUS	0.03	0.03
tblVehicleEF	OBUS	0.27	8.14
tblVehicleEF	OBUS	0.73	0.98
tblVehicleEF	OBUS	6.67	2.73
tblVehicleEF	OBUS	70.21	1,123.19
tblVehicleEF	OBUS	1,126.32	1,475.42
tblVehicleEF	OBUS	71.08	21.88
tblVehicleEF	OBUS	0.32	4.83
tblVehicleEF	OBUS	1.10	1.13
tblVehicleEF	OBUS	1.1300e-004	8.4380e-003
tblVehicleEF	OBUS	5.4210e-003	0.01

tblVehicleEF	OBUS	9.1200e-004	2.3000e-004
tblVehicleEF	OBUS	1.0800e-004	8.0730e-003
tblVehicleEF	OBUS	5.1650e-003	0.01
tblVehicleEF	OBUS	8.3900e-004	2.1200e-004
tblVehicleEF	OBUS	2.2350e-003	0.05
tblVehicleEF	OBUS	0.02	0.03
tblVehicleEF	OBUS	0.04	0.82
tblVehicleEF	OBUS	9.4600e-004	0.02
tblVehicleEF	OBUS	0.05	0.06
tblVehicleEF	OBUS	0.05	0.31
tblVehicleEF	OBUS	0.41	0.13
tblVehicleEF	OBUS	6.8200e-004	0.01
tblVehicleEF	OBUS	0.01	0.01
tblVehicleEF	OBUS	8.2800e-004	2.1700e-004
tblVehicleEF	OBUS	2.2350e-003	0.05
tblVehicleEF	OBUS	0.02	0.03
tblVehicleEF	OBUS	0.05	1.10
tblVehicleEF	OBUS	9.4600e-004	0.02
tblVehicleEF	OBUS	0.06	0.07
tblVehicleEF	OBUS	0.05	0.31
tblVehicleEF	OBUS	0.45	0.14
tblVehicleEF	OBUS	0.01	0.16
tblVehicleEF	OBUS	0.01	8.7760e-003
tblVehicleEF	OBUS	0.03	0.02
tblVehicleEF	OBUS	0.26	8.00
tblVehicleEF	OBUS	0.75	1.01
tblVehicleEF	OBUS	6.11	2.51

tblVehicleEF	OBUS	73.34	1,120.89
tblVehicleEF	OBUS	1,126.32	1,475.46
tblVehicleEF	OBUS	71.08	21.50
tblVehicleEF	OBUS	0.33	4.72
tblVehicleEF	OBUS	1.02	1.04
tblVehicleEF	OBUS	9.5000e-005	7.1700e-003
tblVehicleEF	OBUS	5.4210e-003	0.01
tblVehicleEF	OBUS	9.1200e-004	2.3000e-004
tblVehicleEF	OBUS	9.1000e-005	6.8600e-003
tblVehicleEF	OBUS	5.1650e-003	0.01
tblVehicleEF	OBUS	8.3900e-004	2.1200e-004
tblVehicleEF	OBUS	4.3510e-003	0.09
tblVehicleEF	OBUS	0.02	0.03
tblVehicleEF	OBUS	0.04	0.83
tblVehicleEF	OBUS	2.1830e-003	0.04
tblVehicleEF	OBUS	0.05	0.06
tblVehicleEF	OBUS	0.05	0.31
tblVehicleEF	OBUS	0.39	0.12
tblVehicleEF	OBUS	7.1200e-004	0.01
tblVehicleEF	OBUS	0.01	0.01
tblVehicleEF	OBUS	8.1800e-004	2.1300e-004
tblVehicleEF	OBUS	4.3510e-003	0.09
tblVehicleEF	OBUS	0.02	0.03
tblVehicleEF	OBUS	0.05	1.11
tblVehicleEF	OBUS	2.1830e-003	0.04
tblVehicleEF	OBUS	0.07	0.08
tblVehicleEF	OBUS	0.05	0.31

tblVehicleEF	OBUS	0.42	0.14
tblVehicleEF	OBUS	0.01	0.15
tblVehicleEF	OBUS	0.01	8.5700e-003
tblVehicleEF	OBUS	0.03	0.03
tblVehicleEF	OBUS	0.28	8.35
tblVehicleEF	OBUS	0.73	0.99
tblVehicleEF	OBUS	6.62	2.71
tblVehicleEF	OBUS	65.88	1,126.37
tblVehicleEF	OBUS	1,126.32	1,475.42
tblVehicleEF	OBUS	71.08	21.85
tblVehicleEF	OBUS	0.31	4.99
tblVehicleEF	OBUS	1.08	1.11
tblVehicleEF	OBUS	1.3700e-004	0.01
tblVehicleEF	OBUS	5.4210e-003	0.01
tblVehicleEF	OBUS	9.1200e-004	2.3000e-004
tblVehicleEF	OBUS	1.3100e-004	9.7470e-003
tblVehicleEF	OBUS	5.1650e-003	0.01
tblVehicleEF	OBUS	8.3900e-004	2.1200e-004
tblVehicleEF	OBUS	2.3980e-003	0.05
tblVehicleEF	OBUS	0.02	0.03
tblVehicleEF	OBUS	0.04	0.81
tblVehicleEF	OBUS	9.5900e-004	0.02
tblVehicleEF	OBUS	0.05	0.06
tblVehicleEF	OBUS	0.05	0.33
tblVehicleEF	OBUS	0.41	0.13
tblVehicleEF	OBUS	6.4100e-004	0.01
tblVehicleEF	OBUS	0.01	0.01

tblVehicleEF	OBUS	8.2700e-004	2.1600e-004
tblVehicleEF	OBUS	2.3980e-003	0.05
tblVehicleEF	OBUS	0.02	0.03
tblVehicleEF	OBUS	0.05	1.09
tblVehicleEF	OBUS	9.5900e-004	0.02
tblVehicleEF	OBUS	0.06	0.08
tblVehicleEF	OBUS	0.05	0.33
tblVehicleEF	OBUS	0.45	0.14
tblVehicleEF	SBUS	0.86	0.42
tblVehicleEF	SBUS	0.01	6.8550e-003
tblVehicleEF	SBUS	0.07	4.0770e-003
tblVehicleEF	SBUS	5.64	19.45
tblVehicleEF	SBUS	0.71	0.58
tblVehicleEF	SBUS	5.49	0.55
tblVehicleEF	SBUS	1,270.71	3,450.42
tblVehicleEF	SBUS	1,144.20	1,128.72
tblVehicleEF	SBUS	36.06	3.21
tblVehicleEF	SBUS	12.46	34.41
tblVehicleEF	SBUS	5.17	5.07
tblVehicleEF	SBUS	0.01	0.04
tblVehicleEF	SBUS	0.01	0.01
tblVehicleEF	SBUS	0.03	0.03
tblVehicleEF	SBUS	5.0600e-004	3.0000e-005
tblVehicleEF	SBUS	0.01	0.04
tblVehicleEF	SBUS	2.7630e-003	2.7660e-003
tblVehicleEF	SBUS	0.03	0.03
tblVehicleEF	SBUS	4.6500e-004	2.8000e-005

tblVehicleEF	SBUS	3.0740e-003	7.5770e-003
tblVehicleEF	SBUS	0.02	5.5390e-003
tblVehicleEF	SBUS	0.68	2.03
tblVehicleEF	SBUS	1.3130e-003	3.5730e-003
tblVehicleEF	SBUS	0.12	0.10
tblVehicleEF	SBUS	0.01	0.04
tblVehicleEF	SBUS	0.28	0.02
tblVehicleEF	SBUS	0.01	0.03
tblVehicleEF	SBUS	0.01	0.01
tblVehicleEF	SBUS	4.5600e-004	3.2000e-005
tblVehicleEF	SBUS	3.0740e-003	7.5770e-003
tblVehicleEF	SBUS	0.02	5.5390e-003
tblVehicleEF	SBUS	0.97	2.89
tblVehicleEF	SBUS	1.3130e-003	3.5730e-003
tblVehicleEF	SBUS	0.14	0.11
tblVehicleEF	SBUS	0.01	0.04
tblVehicleEF	SBUS	0.31	0.03
tblVehicleEF	SBUS	0.86	0.43
tblVehicleEF	SBUS	0.01	6.9390e-003
tblVehicleEF	SBUS	0.06	3.3780e-003
tblVehicleEF	SBUS	5.48	19.07
tblVehicleEF	SBUS	0.72	0.59
tblVehicleEF	SBUS	3.76	0.39
tblVehicleEF	SBUS	1,335.64	3,531.60
tblVehicleEF	SBUS	1,144.20	1,128.74
tblVehicleEF	SBUS	36.06	2.94
tblVehicleEF	SBUS	12.86	35.11

tblVehicleEF	SBUS	4.84	4.75
tblVehicleEF	SBUS	0.01	0.03
tblVehicleEF	SBUS	0.01	0.01
tblVehicleEF	SBUS	0.03	0.03
tblVehicleEF	SBUS	5.0600e-004	3.0000e-005
tblVehicleEF	SBUS	0.01	0.03
tblVehicleEF	SBUS	2.7630e-003	2.7660e-003
tblVehicleEF	SBUS	0.03	0.03
tblVehicleEF	SBUS	4.6500e-004	2.8000e-005
tblVehicleEF	SBUS	5.9210e-003	0.01
tblVehicleEF	SBUS	0.02	5.8520e-003
tblVehicleEF	SBUS	0.67	2.03
tblVehicleEF	SBUS	2.9370e-003	6.9140e-003
tblVehicleEF	SBUS	0.12	0.10
tblVehicleEF	SBUS	9.6420e-003	0.03
tblVehicleEF	SBUS	0.23	0.02
tblVehicleEF	SBUS	0.01	0.03
tblVehicleEF	SBUS	0.01	0.01
tblVehicleEF	SBUS	4.2700e-004	2.9000e-005
tblVehicleEF	SBUS	5.9210e-003	0.01
tblVehicleEF	SBUS	0.02	5.8520e-003
tblVehicleEF	SBUS	0.96	2.89
tblVehicleEF	SBUS	2.9370e-003	6.9140e-003
tblVehicleEF	SBUS	0.14	0.12
tblVehicleEF	SBUS	9.6420e-003	0.03
tblVehicleEF	SBUS	0.25	0.02
tblVehicleEF	SBUS	0.86	0.42

tblVehicleEF	SBUS	0.01	6.8510e-003
tblVehicleEF	SBUS	0.07	4.1760e-003
tblVehicleEF	SBUS	5.85	19.98
tblVehicleEF	SBUS	0.71	0.58
tblVehicleEF	SBUS	5.54	0.57
tblVehicleEF	SBUS	1,181.05	3,338.32
tblVehicleEF	SBUS	1,144.20	1,128.72
tblVehicleEF	SBUS	36.06	3.24
tblVehicleEF	SBUS	11.91	33.44
tblVehicleEF	SBUS	5.09	4.99
tblVehicleEF	SBUS	0.02	0.05
tblVehicleEF	SBUS	0.01	0.01
tblVehicleEF	SBUS	0.03	0.03
tblVehicleEF	SBUS	5.0600e-004	3.0000e-005
tblVehicleEF	SBUS	0.02	0.05
tblVehicleEF	SBUS	2.7630e-003	2.7660e-003
tblVehicleEF	SBUS	0.03	0.03
tblVehicleEF	SBUS	4.6500e-004	2.8000e-005
tblVehicleEF	SBUS	3.2090e-003	7.4530e-003
tblVehicleEF	SBUS	0.02	5.8800e-003
tblVehicleEF	SBUS	0.68	2.04
tblVehicleEF	SBUS	1.2980e-003	3.6250e-003
tblVehicleEF	SBUS	0.12	0.10
tblVehicleEF	SBUS	0.01	0.05
tblVehicleEF	SBUS	0.29	0.02
tblVehicleEF	SBUS	0.01	0.03
tblVehicleEF	SBUS	0.01	0.01

tblVehicleEF	SBUS	4.5600e-004	3.2000e-005
tblVehicleEF	SBUS	3.2090e-003	7.4530e-003
tblVehicleEF	SBUS	0.02	5.8800e-003
tblVehicleEF	SBUS	0.97	2.89
tblVehicleEF	SBUS	1.2980e-003	3.6250e-003
tblVehicleEF	SBUS	0.14	0.11
tblVehicleEF	SBUS	0.01	0.05
tblVehicleEF	SBUS	0.32	0.03
tblVehicleEF	UBUS	1.95	1.9690e-003
tblVehicleEF	UBUS	0.09	0.02
tblVehicleEF	UBUS	9.79	0.05
tblVehicleEF	UBUS	14.93	1.43
tblVehicleEF	UBUS	1,861.83	392.71
tblVehicleEF	UBUS	135.15	16.90
tblVehicleEF	UBUS	6.43	0.05
tblVehicleEF	UBUS	0.52	0.03
tblVehicleEF	UBUS	0.01	2.9850e-003
tblVehicleEF	UBUS	0.07	4.6500e-004
tblVehicleEF	UBUS	1.3790e-003	1.8900e-004
tblVehicleEF	UBUS	0.22	0.01
tblVehicleEF	UBUS	3.0000e-003	7.4600e-004
tblVehicleEF	UBUS	0.07	4.2900e-004
tblVehicleEF	UBUS	1.2680e-003	1.7400e-004
tblVehicleEF	UBUS	8.4220e-003	1.5320e-003
tblVehicleEF	UBUS	0.12	8.4710e-003
tblVehicleEF	UBUS	4.0730e-003	2.6090e-003
tblVehicleEF	UBUS	0.66	3.0050e-003

tblVehicleEF	UBUS	0.02	0.04
tblVehicleEF	UBUS	1.19	0.06
tblVehicleEF	UBUS	0.01	3.8820e-003
tblVehicleEF	UBUS	1.6230e-003	1.6700e-004
tblVehicleEF	UBUS	8.4220e-003	1.5320e-003
tblVehicleEF	UBUS	0.12	8.4710e-003
tblVehicleEF	UBUS	4.0730e-003	2.6090e-003
tblVehicleEF	UBUS	2.68	5.3540e-003
tblVehicleEF	UBUS	0.02	3.98
tblVehicleEF	UBUS	1.30	0.07
tblVehicleEF	UBUS	1.95	2.0010e-003
tblVehicleEF	UBUS	0.08	0.01
tblVehicleEF	UBUS	9.90	0.05
tblVehicleEF	UBUS	12.23	1.17
tblVehicleEF	UBUS	1,861.83	392.72
tblVehicleEF	UBUS	135.15	16.47
tblVehicleEF	UBUS	5.98	0.05
tblVehicleEF	UBUS	0.52	0.03
tblVehicleEF	UBUS	0.01	2.9850e-003
tblVehicleEF	UBUS	0.07	4.6500e-004
tblVehicleEF	UBUS	1.3790e-003	1.8900e-004
tblVehicleEF	UBUS	0.22	0.01
tblVehicleEF	UBUS	3.0000e-003	7.4600e-004
tblVehicleEF	UBUS	0.07	4.2900e-004
tblVehicleEF	UBUS	1.2680e-003	1.7400e-004
tblVehicleEF	UBUS	0.02	2.9020e-003
tblVehicleEF	UBUS	0.15	0.01

tblVehicleEF	UBUS	9.6640e-003	5.9090e-003
tblVehicleEF	UBUS	0.67	3.0930e-003
tblVehicleEF	UBUS	0.02	0.04
tblVehicleEF	UBUS	1.06	0.06
tblVehicleEF	UBUS	0.01	3.8820e-003
tblVehicleEF	UBUS	1.5760e-003	1.6300e-004
tblVehicleEF	UBUS	0.02	2.9020e-003
tblVehicleEF	UBUS	0.15	0.01
tblVehicleEF	UBUS	9.6640e-003	5.9090e-003
tblVehicleEF	UBUS	2.69	5.4830e-003
tblVehicleEF	UBUS	0.02	3.98
tblVehicleEF	UBUS	1.16	0.06
tblVehicleEF	UBUS	1.95	1.9730e-003
tblVehicleEF	UBUS	0.09	0.02
tblVehicleEF	UBUS	9.80	0.05
tblVehicleEF	UBUS	14.43	1.39
tblVehicleEF	UBUS	1,861.83	392.71
tblVehicleEF	UBUS	135.15	16.85
tblVehicleEF	UBUS	6.31	0.05
tblVehicleEF	UBUS	0.52	0.03
tblVehicleEF	UBUS	0.01	2.9850e-003
tblVehicleEF	UBUS	0.07	4.6500e-004
tblVehicleEF	UBUS	1.3790e-003	1.8900e-004
tblVehicleEF	UBUS	0.22	0.01
tblVehicleEF	UBUS	3.0000e-003	7.4600e-004
tblVehicleEF	UBUS	0.07	4.2900e-004
tblVehicleEF	UBUS	1.2680e-003	1.7400e-004

tblVehicleEF	UBUS	9.6690e-003	1.6220e-003
tblVehicleEF	UBUS	0.15	9.7130e-003
tblVehicleEF	UBUS	4.2700e-003	2.5930e-003
tblVehicleEF	UBUS	0.66	3.0140e-003
tblVehicleEF	UBUS	0.03	0.04
tblVehicleEF	UBUS	1.17	0.06
tblVehicleEF	UBUS	0.01	3.8820e-003
tblVehicleEF	UBUS	1.6140e-003	1.6700e-004
tblVehicleEF	UBUS	9.6690e-003	1.6220e-003
tblVehicleEF	UBUS	0.15	9.7130e-003
tblVehicleEF	UBUS	4.2700e-003	2.5930e-003
tblVehicleEF	UBUS	2.68	5.3680e-003
tblVehicleEF	UBUS	0.03	3.99
tblVehicleEF	UBUS	1.28	0.07
tblVehicleTrips	CC_TL	8.40	0.00
tblVehicleTrips	CC_TL	8.40	0.00
tblVehicleTrips	CC_TL	8.40	0.00
tblVehicleTrips	CC_TL	8.40	0.00
tblVehicleTrips	CNW_TL	6.90	0.00
tblVehicleTrips	CNW_TL	6.90	0.00
tblVehicleTrips	CNW_TL	6.90	0.00
tblVehicleTrips	CNW_TL	6.90	0.00
tblVehicleTrips	CNW_TTP	41.00	0.00
tblVehicleTrips	CNW_TTP	41.00	0.00
tblVehicleTrips	CW_TL	16.60	0.00
tblVehicleTrips	CW_TL	16.60	0.00
tblVehicleTrips	CW_TL	16.60	0.00

tblVehicleTrips	CW_TL	16.60	0.00
tblVehicleTrips	CW_TTP	59.00	0.00
tblVehicleTrips	CW_TTP	59.00	0.00
tblVehicleTrips	DV_TP	5.00	0.00
tblVehicleTrips	DV_TP	5.00	0.00
tblVehicleTrips	PB_TP	3.00	0.00
tblVehicleTrips	PB_TP	3.00	0.00
tblVehicleTrips	PR_TP	92.00	0.00
tblVehicleTrips	PR_TP	92.00	0.00
tblVehicleTrips	ST_TR	1.68	0.00
tblVehicleTrips	ST_TR	1.68	0.00
tblVehicleTrips	SU_TR	1.68	0.00
tblVehicleTrips	SU_TR	1.68	0.00
tblVehicleTrips	WD_TR	1.68	0.00
tblVehicleTrips	WD_TR	1.68	0.00
tblWater	IndoorWaterUseRate	37,758,500.00	0.00
tblWater	IndoorWaterUseRate	151,034,000.00	0.00

2.0 Emissions Summary

2.1 Overall Construction (Maximum Daily Emission)

Unmitigated Construction

	ROG	NOx	CO	SO2	Fugitive PM10	Exhaust PM10	PM10 Total	Fugitive PM2.5	Exhaust PM2.5	PM2.5 Total	Bio- CO2	NBio- CO2	Total CO2	CH4	N2O	CO2e
Year	lb/day										lb/day					
2020	24.6353	73.5160	84.3598	0.2292	10.8245	2.6546	13.4791	3.7368	2.4814	6.0821	0.0000	22,991.4783	22,991.4783	2.5113	0.0000	23,054.2620
2021	23.7860	66.9886	80.4557	0.2258	10.8245	2.2492	13.0736	2.9084	2.1002	5.0086	0.0000	22,657.0979	22,657.0979	2.4581	0.0000	22,718.5494
Maximum	**24.6353**	**73.5160**	**84.3598**	**0.2292**	**10.8245**	**2.6546**	**13.4791**	**3.7368**	**2.4814**	**6.0821**	**0.0000**	**22,991.4783**	**22,991.4783**	**2.5113**	**0.0000**	**23,054.2620**

Mitigated Construction

	ROG	NOx	CO	SO2	Fugitive PM10	Exhaust PM10	PM10 Total	Fugitive PM2.5	Exhaust PM2.5	PM2.5 Total	Bio- CO2	NBio- CO2	Total CO2	CH4	N2O	CO2e
Year	lb/day										lb/day					
2020	24.6353	73.5160	84.3598	0.2292	10.8245	2.6546	13.4791	2.9084	2.4814	5.3898	0.0000	22,991.4783	22,991.4783	2.5113	0.0000	23,054.2620
2021	23.7860	66.9886	80.4557	0.2258	10.8245	2.2492	13.0736	2.9084	2.1002	5.0086	0.0000	22,657.0979	22,657.0979	2.4581	0.0000	22,718.5494
Maximum	**24.6353**	**73.5160**	**84.3598**	**0.2292**	**10.8245**	**2.6546**	**13.4791**	**2.9084**	**2.4814**	**5.3898**	**0.0000**	**22,991.4783**	**22,991.4783**	**2.5113**	**0.0000**	**23,054.2620**

	ROG	**NOx**	**CO**	**SO2**	**Fugitive PM10**	**Exhaust PM10**	**PM10 Total**	**Fugitive PM2.5**	**Exhaust PM2.5**	**PM2.5 Total**	**Bio- CO2**	**NBio-CO2**	**Total CO2**	**CH4**	**N20**	**CO2e**
Percent Reduction	**0.00**	**0.00**	**0.00**	**0.00**	**0.00**	**0.00**	**0.00**	**12.47**	**0.00**	**6.24**	**0.00**	**0.00**	**0.00**	**0.00**	**0.00**	**0.00**

2.2 Overall Operational

Unmitigated Operational

	ROG	NOx	CO	SO2	Fugitive PM10	Exhaust PM10	PM10 Total	Fugitive PM2.5	Exhaust PM2.5	PM2.5 Total	Bio- CO2	NBio- CO2	Total CO2	CH4	N2O	CO2e
Category	lb/day										lb/day					
Area	18.5825	1.4600e-003	0.1589	1.0000e-005		5.7000e-004	5.7000e-004		5.7000e-004	5.7000e-004		0.3393	0.3393	9.0000e-004		0.3618
Energy	0.0000	0.0000	0.0000	0.0000		0.0000	0.0000		0.0000	0.0000		0.0000	0.0000	0.0000	0.0000	0.0000
Mobile	0.0000	0.0000	0.0000	0.0000	0.0000	0.0000	0.0000	0.0000	0.0000	0.0000		0.0000	0.0000	0.0000		0.0000
Total	**18.5825**	**1.4600e-003**	**0.1589**	**1.0000e-005**	**0.0000**	**5.7000e-004**	**5.7000e-004**	**0.0000**	**5.7000e-004**	**5.7000e-004**		**0.3393**	**0.3393**	**9.0000e-004**	**0.0000**	**0.3618**

Mitigated Operational

	ROG	NOx	CO	SO2	Fugitive PM10	Exhaust PM10	PM10 Total	Fugitive PM2.5	Exhaust PM2.5	PM2.5 Total	Bio- CO2	NBio- CO2	Total CO2	CH4	N2O	CO2e
Category	lb/day										lb/day					
Area	18.5825	1.4600e-003	0.1589	1.0000e-005		5.7000e-004	5.7000e-004		5.7000e-004	5.7000e-004		0.3393	0.3393	9.0000e-004		0.3618
Energy	0.0000	0.0000	0.0000	0.0000		0.0000	0.0000		0.0000	0.0000		0.0000	0.0000	0.0000	0.0000	0.0000
Mobile	0.0000	0.0000	0.0000	0.0000	0.0000	0.0000	0.0000	0.0000	0.0000	0.0000		0.0000	0.0000	0.0000		0.0000
Total	**18.5825**	**1.4600e-003**	**0.1589**	**1.0000e-005**	**0.0000**	**5.7000e-004**	**5.7000e-004**	**0.0000**	**5.7000e-004**	**5.7000e-004**		**0.3393**	**0.3393**	**9.0000e-004**	**0.0000**	**0.3618**

	ROG	NOx	CO	SO2	Fugitive PM10	Exhaust PM10	PM10 Total	Fugitive PM2.5	Exhaust PM2.5	PM2.5 Total	Bio- CO2	NBio-CO2	Total CO2	CH4	N20	CO2e
Percent Reduction	**0.00**	**0.00**	**0.00**	**0.00**	**0.00**	**0.00**	**0.00**	**0.00**	**0.00**	**0.00**	**0.00**	**0.00**	**0.00**	**0.00**	**0.00**	**0.00**

3.0 Construction Detail

Construction Phase

Phase Number	Phase Name	Phase Type	Start Date	End Date	Num Days Week	Num Days	Phase Description
1	Demolition	Demolition	4/1/2020	4/28/2020	5	20	
2	Grading	Grading	5/1/2020	6/15/2020	5	32	
3	Off-Site Improvements	Trenching	5/1/2020	3/31/2021	5	239	
4	Building Construction	Building Construction	6/16/2020	2/26/2021	5	184	
5	Paving	Paving	12/12/2020	2/26/2021	5	55	
6	Architectural Coating	Architectural Coating	12/12/2020	2/26/2021	5	55	

Acres of Grading (Site Preparation Phase): 0

Acres of Grading (Grading Phase): 96

Acres of Paving: 17.57

Residential Indoor: 0; Residential Outdoor: 0; Non-Residential Indoor: 1,224,600; Non-Residential Outdoor: 408,200; Striped Parking Area: 45,934 (Architectural Coating – sqft)

OffRoad Equipment

Phase Name	Offroad Equipment Type	Amount	Usage Hours	Horse Power	Load Factor
Demolition	Concrete/Industrial Saws	1	8.00	81	0.73
Demolition	Excavators	3	8.00	158	0.38
Demolition	Rubber Tired Dozers	2	8.00	247	0.40
Grading	Excavators	2	8.00	158	0.38
Grading	Graders	1	8.00	187	0.41
Grading	Rubber Tired Dozers	1	8.00	247	0.40
Grading	Scrapers	2	8.00	367	0.48
Grading	Tractors/Loaders/Backhoes	2	8.00	97	0.37
Off-Site Improvements	Paving Equipment	1	8.00	132	0.36
Off-Site Improvements	Tractors/Loaders/Backhoes	2	8.00	97	0.37
Building Construction	Cranes	1	8.00	231	0.29
Building Construction	Forklifts	3	8.00	89	0.20
Building Construction	Generator Sets	1	8.00	84	0.74
Building Construction	Tractors/Loaders/Backhoes	3	8.00	97	0.37
Building Construction	Welders	1	8.00	46	0.45
Paving	Pavers	2	8.00	130	0.42
Paving	Paving Equipment	2	8.00	132	0.36
Paving	Rollers	2	8.00	80	0.38
Architectural Coating	Air Compressors	1	8.00	78	0.48

Trips and VMT

Phase Name	Offroad Equipment Count	Worker Trip Number	Vendor Trip Number	Hauling Trip Number	Worker Trip Length	Vendor Trip Length	Hauling Trip Length	Worker Vehicle Class	Vendor Vehicle Class	Hauling Vehicle Class
Demolition	6	15.00	0.00	16.00	14.70	6.90	20.00	LD_Mix	HDT_Mix	HHDT
Grading	8	20.00	0.00	0.00	14.70	6.90	20.00	LD_Mix	HDT_Mix	HHDT
Off-Site Improvements	3	8.00	0.00	0.00	14.70	6.90	20.00	LD_Mix	HDT_Mix	HHDT
Building Construction	9	664.00	259.00	0.00	14.70	6.90	20.00	LD_Mix	HDT_Mix	HHDT
Paving	6	15.00	0.00	0.00	14.70	6.90	20.00	LD_Mix	HDT_Mix	HHDT
Architectural Coating	1	133.00	0.00	0.00	14.70	6.90	20.00	LD_Mix	HDT_Mix	HHDT

3.1 Mitigation Measures Construction

Water Exposed Area

3.2 Demolition - 2020

Unmitigated Construction On-Site

	ROG	NOx	CO	SO2	Fugitive PM10	Exhaust PM10	PM10 Total	Fugitive PM2.5	Exhaust PM2.5	PM2.5 Total	Bio- CO2	NBio- CO2	Total CO2	CH4	N2O	CO2e
Category	lb/day										lb/day					
Fugitive Dust					0.1711	0.0000	0.1711	0.0259	0.0000	0.0259			0.0000			0.0000
Off-Road	3.3121	33.2010	21.7532	0.0388		1.6587	1.6587		1.5419	1.5419		3,747.7049	3,747.7049	1.0580		3,774.1536
Total	**3.3121**	**33.2010**	**21.7532**	**0.0388**	**0.1711**	**1.6587**	**1.8298**	**0.0259**	**1.5419**	**1.5678**		**3,747.7049**	**3,747.7049**	**1.0580**		**3,774.1536**

3.2 Demolition - 2020

Unmitigated Construction Off-Site

	ROG	NOx	CO	SO2	Fugitive PM10	Exhaust PM10	PM10 Total	Fugitive PM2.5	Exhaust PM2.5	PM2.5 Total	Bio- CO2	NBio- CO2	Total CO2	CH4	N2O	CO2e
Category	lb/day										lb/day					
Hauling	4.9700e-003	0.1971	0.0291	6.3000e-004	0.0140	5.9000e-004	0.0146	3.8400e-003	5.6000e-004	4.4000e-003		66.6167	66.6167	3.6000e-003		66.7065
Vendor	0.0000	0.0000	0.0000	0.0000	0.0000	0.0000	0.0000	0.0000	0.0000	0.0000		0.0000	0.0000	0.0000		0.0000
Worker	0.0819	0.0525	0.6746	1.7000e-003	0.1677	1.1000e-003	0.1688	0.0445	1.0100e-003	0.0455		169.5126	169.5126	5.1700e-003		169.6420
Total	**0.0868**	**0.2496**	**0.7037**	**2.3300e-003**	**0.1817**	**1.6900e-003**	**0.1834**	**0.0483**	**1.5700e-003**	**0.0499**		**236.1293**	**236.1293**	**8.7700e-003**		**236.3485**

Mitigated Construction On-Site

	ROG	NOx	CO	SO2	Fugitive PM10	Exhaust PM10	PM10 Total	Fugitive PM2.5	Exhaust PM2.5	PM2.5 Total	Bio- CO2	NBio- CO2	Total CO2	CH4	N2O	CO2e
Category	lb/day										lb/day					
Fugitive Dust					0.0667	0.0000	0.0667	0.0101	0.0000	0.0101			0.0000			0.0000
Off-Road	3.3121	33.2010	21.7532	0.0388		1.6587	1.6587		1.5419	1.5419	0.0000	3,747.7049	3,747.7049	1.0580		3,774.1536
Total	**3.3121**	**33.2010**	**21.7532**	**0.0388**	**0.0667**	**1.6587**	**1.7254**	**0.0101**	**1.5419**	**1.5520**	**0.0000**	**3,747.7049**	**3,747.7049**	**1.0580**		**3,774.1536**

3.2 Demolition - 2020

Mitigated Construction Off-Site

	ROG	NOx	CO	SO2	Fugitive PM10	Exhaust PM10	PM10 Total	Fugitive PM2.5	Exhaust PM2.5	PM2.5 Total	Bio- CO2	NBio- CO2	Total CO2	CH4	N2O	CO2e
Category	lb/day										lb/day					
Hauling	4.9700e-003	0.1971	0.0291	6.3000e-004	0.0140	5.9000e-004	0.0146	3.8400e-003	5.6000e-004	4.4000e-003		66.6167	66.6167	3.6000e-003		66.7065
Vendor	0.0000	0.0000	0.0000	0.0000	0.0000	0.0000	0.0000	0.0000	0.0000	0.0000		0.0000	0.0000	0.0000		0.0000
Worker	0.0819	0.0525	0.6746	1.7000e-003	0.1677	1.1000e-003	0.1688	0.0445	1.0100e-003	0.0455		169.5126	169.5126	5.1700e-003		169.6420
Total	**0.0868**	**0.2496**	**0.7037**	**2.3300e-003**	**0.1817**	**1.6900e-003**	**0.1834**	**0.0483**	**1.5700e-003**	**0.0499**		**236.1293**	**236.1293**	**8.7700e-003**		**236.3485**

3.3 Grading - 2020

Unmitigated Construction On-Site

	ROG	NOx	CO	SO2	Fugitive PM10	Exhaust PM10	PM10 Total	Fugitive PM2.5	Exhaust PM2.5	PM2.5 Total	Bio- CO2	NBio- CO2	Total CO2	CH4	N2O	CO2e
Category	lb/day										lb/day					
Fugitive Dust					9.2036	0.0000	9.2036	3.6538	0.0000	3.6538			0.0000			0.0000
Off-Road	4.4501	50.1975	31.9583	0.0620		2.1739	2.1739		2.0000	2.0000		6,005.8653	6,005.8653	1.9424		6,054.4257
Total	**4.4501**	**50.1975**	**31.9583**	**0.0620**	**9.2036**	**2.1739**	**11.3775**	**3.6538**	**2.0000**	**5.6537**		**6,005.8653**	**6,005.8653**	**1.9424**		**6,054.4257**

3.3 Grading - 2020

Unmitigated Construction Off-Site

	ROG	NOx	CO	SO2	Fugitive PM10	Exhaust PM10	PM10 Total	Fugitive PM2.5	Exhaust PM2.5	PM2.5 Total	Bio- CO2	NBio- CO2	Total CO2	CH4	N2O	CO2e
Category	lb/day										lb/day					
Hauling	0.0000	0.0000	0.0000	0.0000	0.0000	0.0000	0.0000	0.0000	0.0000	0.0000		0.0000	0.0000	0.0000		0.0000
Vendor	0.0000	0.0000	0.0000	0.0000	0.0000	0.0000	0.0000	0.0000	0.0000	0.0000		0.0000	0.0000	0.0000		0.0000
Worker	0.1092	0.0701	0.8995	2.2700e-003	0.2236	1.4600e-003	0.2250	0.0593	1.3500e-003	0.0606		226.0168	226.0168	6.9000e-003		226.1893
Total	**0.1092**	**0.0701**	**0.8995**	**2.2700e-003**	**0.2236**	**1.4600e-003**	**0.2250**	**0.0593**	**1.3500e-003**	**0.0606**		**226.0168**	**226.0168**	**6.9000e-003**		**226.1893**

Mitigated Construction On-Site

	ROG	NOx	CO	SO2	Fugitive PM10	Exhaust PM10	PM10 Total	Fugitive PM2.5	Exhaust PM2.5	PM2.5 Total	Bio- CO2	NBio- CO2	Total CO2	CH4	N2O	CO2e
Category	lb/day										lb/day					
Fugitive Dust					3.5894	0.0000	3.5894	1.4250	0.0000	1.4250			0.0000			0.0000
Off-Road	4.4501	50.1975	31.9583	0.0620		2.1739	2.1739		2.0000	2.0000	0.0000	6,005.8653	6,005.8653	1.9424		6,054.4257
Total	**4.4501**	**50.1975**	**31.9583**	**0.0620**	**3.5894**	**2.1739**	**5.7633**	**1.4250**	**2.0000**	**3.4250**	**0.0000**	**6,005.8653**	**6,005.8653**	**1.9424**		**6,054.4257**

3.3 Grading - 2020

Mitigated Construction Off-Site

	ROG	NOx	CO	SO2	Fugitive PM10	Exhaust PM10	PM10 Total	Fugitive PM2.5	Exhaust PM2.5	PM2.5 Total	Bio- CO2	NBio- CO2	Total CO2	CH4	N2O	CO2e
Category	lb/day										lb/day					
Hauling	0.0000	0.0000	0.0000	0.0000	0.0000	0.0000	0.0000	0.0000	0.0000	0.0000		0.0000	0.0000	0.0000		0.0000
Vendor	0.0000	0.0000	0.0000	0.0000	0.0000	0.0000	0.0000	0.0000	0.0000	0.0000		0.0000	0.0000	0.0000		0.0000
Worker	0.1092	0.0701	0.8995	2.2700e-003	0.2236	1.4600e-003	0.2250	0.0593	1.3500e-003	0.0606		226.0168	226.0168	6.9000e-003		226.1893
Total	**0.1092**	**0.0701**	**0.8995**	**2.2700e-003**	**0.2236**	**1.4600e-003**	**0.2250**	**0.0593**	**1.3500e-003**	**0.0606**		**226.0168**	**226.0168**	**6.9000e-003**		**226.1893**

3.4 Off-Site Improvements - 2020

Unmitigated Construction On-Site

	ROG	NOx	CO	SO2	Fugitive PM10	Exhaust PM10	PM10 Total	Fugitive PM2.5	Exhaust PM2.5	PM2.5 Total	Bio- CO2	NBio- CO2	Total CO2	CH4	N2O	CO2e
Category	lb/day										lb/day					
Off-Road	0.6265	6.3517	7.0938	0.0103		0.3733	0.3733		0.3435	0.3435		996.0652	996.0652	0.3222		1,004.1189
Total	**0.6265**	**6.3517**	**7.0938**	**0.0103**		**0.3733**	**0.3733**		**0.3435**	**0.3435**		**996.0652**	**996.0652**	**0.3222**		**1,004.1189**

3.4 Off-Site Improvements - 2020

Unmitigated Construction Off-Site

	ROG	NOx	CO	SO2	Fugitive PM10	Exhaust PM10	PM10 Total	Fugitive PM2.5	Exhaust PM2.5	PM2.5 Total	Bio- CO2	NBio- CO2	Total CO2	CH4	N2O	CO2e
Category	lb/day										lb/day					
Hauling	0.0000	0.0000	0.0000	0.0000	0.0000	0.0000	0.0000	0.0000	0.0000	0.0000		0.0000	0.0000	0.0000		0.0000
Vendor	0.0000	0.0000	0.0000	0.0000	0.0000	0.0000	0.0000	0.0000	0.0000	0.0000		0.0000	0.0000	0.0000		0.0000
Worker	0.0437	0.0280	0.3598	9.1000e-004	0.0894	5.9000e-004	0.0900	0.0237	5.4000e-004	0.0243		90.4067	90.4067	2.7600e-003		90.4757
Total	**0.0437**	**0.0280**	**0.3598**	**9.1000e-004**	**0.0894**	**5.9000e-004**	**0.0900**	**0.0237**	**5.4000e-004**	**0.0243**		**90.4067**	**90.4067**	**2.7600e-003**		**90.4757**

Mitigated Construction On-Site

	ROG	NOx	CO	SO2	Fugitive PM10	Exhaust PM10	PM10 Total	Fugitive PM2.5	Exhaust PM2.5	PM2.5 Total	Bio- CO2	NBio- CO2	Total CO2	CH4	N2O	CO2e
Category	lb/day										lb/day					
Off-Road	0.6265	6.3517	7.0938	0.0103		0.3733	0.3733		0.3435	0.3435	0.0000	996.0652	996.0652	0.3222		1,004.1189
Total	**0.6265**	**6.3517**	**7.0938**	**0.0103**		**0.3733**	**0.3733**		**0.3435**	**0.3435**	**0.0000**	**996.0652**	**996.0652**	**0.3222**		**1,004.1189**

3.4 Off-Site Improvements - 2020

Mitigated Construction Off-Site

	ROG	NOx	CO	SO2	Fugitive PM10	Exhaust PM10	PM10 Total	Fugitive PM2.5	Exhaust PM2.5	PM2.5 Total	Bio- CO2	NBio- CO2	Total CO2	CH4	N2O	CO2e
Category	lb/day										lb/day					
Hauling	0.0000	0.0000	0.0000	0.0000	0.0000	0.0000	0.0000	0.0000	0.0000	0.0000		0.0000	0.0000	0.0000		0.0000
Vendor	0.0000	0.0000	0.0000	0.0000	0.0000	0.0000	0.0000	0.0000	0.0000	0.0000		0.0000	0.0000	0.0000		0.0000
Worker	0.0437	0.0280	0.3598	9.1000e-004	0.0894	5.9000e-004	0.0900	0.0237	5.4000e-004	0.0243		90.4067	90.4067	2.7600e-003		90.4757
Total	**0.0437**	**0.0280**	**0.3598**	**9.1000e-004**	**0.0894**	**5.9000e-004**	**0.0900**	**0.0237**	**5.4000e-004**	**0.0243**		**90.4067**	**90.4067**	**2.7600e-003**		**90.4757**

3.4 Off-Site Improvements - 2021

Unmitigated Construction On-Site

	ROG	NOx	CO	SO2	Fugitive PM10	Exhaust PM10	PM10 Total	Fugitive PM2.5	Exhaust PM2.5	PM2.5 Total	Bio- CO2	NBio- CO2	Total CO2	CH4	N2O	CO2e
Category	lb/day										lb/day					
Off-Road	0.5666	5.7319	7.0619	0.0103		0.3194	0.3194		0.2938	0.2938		996.2559	996.2559	0.3222		1,004.3111
Total	**0.5666**	**5.7319**	**7.0619**	**0.0103**		**0.3194**	**0.3194**		**0.2938**	**0.2938**		**996.2559**	**996.2559**	**0.3222**		**1,004.3111**

3.4 Off-Site Improvements - 2021

Unmitigated Construction Off-Site

	ROG	NOx	CO	SO2	Fugitive PM10	Exhaust PM10	PM10 Total	Fugitive PM2.5	Exhaust PM2.5	PM2.5 Total	Bio- CO2	NBio- CO2	Total CO2	CH4	N2O	CO2e
Category	lb/day										lb/day					
Hauling	0.0000	0.0000	0.0000	0.0000	0.0000	0.0000	0.0000	0.0000	0.0000	0.0000		0.0000	0.0000	0.0000		0.0000
Vendor	0.0000	0.0000	0.0000	0.0000	0.0000	0.0000	0.0000	0.0000	0.0000	0.0000		0.0000	0.0000	0.0000		0.0000
Worker	0.0407	0.0251	0.3312	8.8000e-004	0.0894	5.7000e-004	0.0900	0.0237	5.3000e-004	0.0242		87.5264	87.5264	2.4900e-003		87.5887
Total	**0.0407**	**0.0251**	**0.3312**	**8.8000e-004**	**0.0894**	**5.7000e-004**	**0.0900**	**0.0237**	**5.3000e-004**	**0.0242**		**87.5264**	**87.5264**	**2.4900e-003**		**87.5887**

Mitigated Construction On-Site

	ROG	NOx	CO	SO2	Fugitive PM10	Exhaust PM10	PM10 Total	Fugitive PM2.5	Exhaust PM2.5	PM2.5 Total	Bio- CO2	NBio- CO2	Total CO2	CH4	N2O	CO2e
Category	lb/day										lb/day					
Off-Road	0.5666	5.7319	7.0619	0.0103		0.3194	0.3194		0.2938	0.2938	0.0000	996.2559	996.2559	0.3222		1,004.3111
Total	**0.5666**	**5.7319**	**7.0619**	**0.0103**		**0.3194**	**0.3194**		**0.2938**	**0.2938**	**0.0000**	**996.2559**	**996.2559**	**0.3222**		**1,004.3111**

3.4 Off-Site Improvements - 2021

Mitigated Construction Off-Site

	ROG	NOx	CO	SO2	Fugitive PM10	Exhaust PM10	PM10 Total	Fugitive PM2.5	Exhaust PM2.5	PM2.5 Total	Bio- CO2	NBio- CO2	Total CO2	CH4	N2O	CO2e
Category	lb/day										lb/day					
Hauling	0.0000	0.0000	0.0000	0.0000	0.0000	0.0000	0.0000	0.0000	0.0000	0.0000		0.0000	0.0000	0.0000		0.0000
Vendor	0.0000	0.0000	0.0000	0.0000	0.0000	0.0000	0.0000	0.0000	0.0000	0.0000		0.0000	0.0000	0.0000		0.0000
Worker	0.0407	0.0251	0.3312	8.8000e-004	0.0894	5.7000e-004	0.0900	0.0237	5.3000e-004	0.0242		87.5264	87.5264	2.4900e-003		87.5887
Total	**0.0407**	**0.0251**	**0.3312**	**8.8000e-004**	**0.0894**	**5.7000e-004**	**0.0900**	**0.0237**	**5.3000e-004**	**0.0242**		**87.5264**	**87.5264**	**2.4900e-003**		**87.5887**

3.5 Building Construction - 2020

Unmitigated Construction On-Site

	ROG	NOx	CO	SO2	Fugitive PM10	Exhaust PM10	PM10 Total	Fugitive PM2.5	Exhaust PM2.5	PM2.5 Total	Bio- CO2	NBio- CO2	Total CO2	CH4	N2O	CO2e
Category	lb/day										lb/day					
Off-Road	2.2551	20.6494	17.9678	0.0288		1.1948	1.1948		1.1218	1.1218		2,735.6999	2,735.6999	0.6819		2,752.7481
Total	**2.2551**	**20.6494**	**17.9678**	**0.0288**		**1.1948**	**1.1948**		**1.1218**	**1.1218**		**2,735.6999**	**2,735.6999**	**0.6819**		**2,752.7481**

3.5 Building Construction - 2020

Unmitigated Construction Off-Site

	ROG	NOx	CO	SO2	Fugitive PM10	Exhaust PM10	PM10 Total	Fugitive PM2.5	Exhaust PM2.5	PM2.5 Total	Bio- CO2	NBio- CO2	Total CO2	CH4	N2O	CO2e
Category	lb/day										lb/day					
Hauling	0.0000	0.0000	0.0000	0.0000	0.0000	0.0000	0.0000	0.0000	0.0000	0.0000		0.0000	0.0000	0.0000		0.0000
Vendor	0.7863	27.3319	5.3267	0.0703	1.6589	0.1258	1.7846	0.4776	0.1203	0.5980		7,410.0259	7,410.0259	0.4813		7,422.0585
Worker	3.6240	2.3259	29.8619	0.0754	7.4220	0.0486	7.4706	1.9683	0.0448	2.0131		7,503.7586	7,503.7586	0.2291		7,509.4854
Total	**4.4103**	**29.6578**	**35.1885**	**0.1457**	**9.0808**	**0.1744**	**9.2552**	**2.4460**	**0.1651**	**2.6111**		**14,913.7845**	**14,913.7845**	**0.7104**		**14,931.5439**

Mitigated Construction On-Site

	ROG	NOx	CO	SO2	Fugitive PM10	Exhaust PM10	PM10 Total	Fugitive PM2.5	Exhaust PM2.5	PM2.5 Total	Bio- CO2	NBio- CO2	Total CO2	CH4	N2O	CO2e
Category	lb/day										lb/day					
Off-Road	2.2551	20.6494	17.9678	0.0288		1.1948	1.1948		1.1218	1.1218	0.0000	2,735.6999	2,735.6999	0.6819		2,752.7481
Total	**2.2551**	**20.6494**	**17.9678**	**0.0288**		**1.1948**	**1.1948**		**1.1218**	**1.1218**	**0.0000**	**2,735.6999**	**2,735.6999**	**0.6819**		**2,752.7481**

3.5 Building Construction - 2020

Mitigated Construction Off-Site

	ROG	NOx	CO	SO2	Fugitive PM10	Exhaust PM10	PM10 Total	Fugitive PM2.5	Exhaust PM2.5	PM2.5 Total	Bio- CO2	NBio- CO2	Total CO2	CH4	N2O	CO2e
Category	lb/day										lb/day					
Hauling	0.0000	0.0000	0.0000	0.0000	0.0000	0.0000	0.0000	0.0000	0.0000	0.0000		0.0000	0.0000	0.0000		0.0000
Vendor	0.7863	27.3319	5.3267	0.0703	1.6589	0.1258	1.7846	0.4776	0.1203	0.5980		7,410.0259	7,410.0259	0.4813		7,422.0585
Worker	3.6240	2.3259	29.8619	0.0754	7.4220	0.0486	7.4706	1.9683	0.0448	2.0131		7,503.7586	7,503.7586	0.2291		7,509.4854
Total	**4.4103**	**29.6578**	**35.1885**	**0.1457**	**9.0808**	**0.1744**	**9.2552**	**2.4460**	**0.1651**	**2.6111**		**14,913.7845**	**14,913.7845**	**0.7104**		**14,931.5439**

3.5 Building Construction - 2021

Unmitigated Construction On-Site

	ROG	NOx	CO	SO2	Fugitive PM10	Exhaust PM10	PM10 Total	Fugitive PM2.5	Exhaust PM2.5	PM2.5 Total	Bio- CO2	NBio- CO2	Total CO2	CH4	N2O	CO2e
Category	lb/day										lb/day					
Off-Road	2.0228	18.7492	17.6706	0.0288		1.0251	1.0251		0.9625	0.9625		2,736.0438	2,736.0438	0.6751		2,752.9212
Total	**2.0228**	**18.7492**	**17.6706**	**0.0288**		**1.0251**	**1.0251**		**0.9625**	**0.9625**		**2,736.0438**	**2,736.0438**	**0.6751**		**2,752.9212**

3.5 Building Construction - 2021

Unmitigated Construction Off-Site

	ROG	NOx	CO	SO2	Fugitive PM10	Exhaust PM10	PM10 Total	Fugitive PM2.5	Exhaust PM2.5	PM2.5 Total	Bio- CO2	NBio- CO2	Total CO2	CH4	N2O	CO2e
Category	lb/day										lb/day					
Hauling	0.0000	0.0000	0.0000	0.0000	0.0000	0.0000	0.0000	0.0000	0.0000	0.0000		0.0000	0.0000	0.0000		0.0000
Vendor	0.6702	24.9773	4.6999	0.0699	1.6588	0.0428	1.7016	0.4776	0.0410	0.5186		7,370.8631	7,370.8631	0.4658		7,382.5082
Worker	3.3738	2.0854	27.4885	0.0730	7.4220	0.0475	7.4694	1.9683	0.0437	2.0121		7,264.6947	7,264.6947	0.2068		7,269.8637
Total	**4.0440**	**27.0627**	**32.1884**	**0.1428**	**9.0808**	**0.0903**	**9.1711**	**2.4460**	**0.0847**	**2.5306**		**14,635.5577**	**14,635.5577**	**0.6726**		**14,652.3719**

Mitigated Construction On-Site

	ROG	NOx	CO	SO2	Fugitive PM10	Exhaust PM10	PM10 Total	Fugitive PM2.5	Exhaust PM2.5	PM2.5 Total	Bio- CO2	NBio- CO2	Total CO2	CH4	N2O	CO2e
Category	lb/day										lb/day					
Off-Road	2.0228	18.7492	17.6706	0.0288		1.0251	1.0251		0.9625	0.9625	0.0000	2,736.0438	2,736.0438	0.6751		2,752.9212
Total	**2.0228**	**18.7492**	**17.6706**	**0.0288**		**1.0251**	**1.0251**		**0.9625**	**0.9625**	**0.0000**	**2,736.0438**	**2,736.0438**	**0.6751**		**2,752.9212**

3.5 Building Construction - 2021

Mitigated Construction Off-Site

	ROG	NOx	CO	SO2	Fugitive PM10	Exhaust PM10	PM10 Total	Fugitive PM2.5	Exhaust PM2.5	PM2.5 Total	Bio- CO2	NBio- CO2	Total CO2	CH4	N2O	CO2e
Category	lb/day										lb/day					
Hauling	0.0000	0.0000	0.0000	0.0000	0.0000	0.0000	0.0000	0.0000	0.0000	0.0000		0.0000	0.0000	0.0000		0.0000
Vendor	0.6702	24.9773	4.6999	0.0699	1.6588	0.0428	1.7016	0.4776	0.0410	0.5186		7,370.8631	7,370.8631	0.4658		7,382.5082
Worker	3.3738	2.0854	27.4885	0.0730	7.4220	0.0475	7.4694	1.9683	0.0437	2.0121		7,264.6947	7,264.6947	0.2068		7,269.8637
Total	**4.0440**	**27.0627**	**32.1884**	**0.1428**	**9.0808**	**0.0903**	**9.1711**	**2.4460**	**0.0847**	**2.5306**		**14,635.5577**	**14,635.5577**	**0.6726**		**14,652.3719**

3.6 Paving - 2020

Unmitigated Construction On-Site

	ROG	NOx	CO	SO2	Fugitive PM10	Exhaust PM10	PM10 Total	Fugitive PM2.5	Exhaust PM2.5	PM2.5 Total	Bio- CO2	NBio- CO2	Total CO2	CH4	N2O	CO2e
Category	lb/day										lb/day					
Off-Road	1.3566	14.0656	14.6521	0.0228		0.7528	0.7528		0.6926	0.6926		2,207.7334	2,207.7334	0.7140		2,225.5841
Paving	0.6655					0.0000	0.0000		0.0000	0.0000			0.0000			0.0000
Total	**2.0220**	**14.0656**	**14.6521**	**0.0228**		**0.7528**	**0.7528**		**0.6926**	**0.6926**		**2,207.7334**	**2,207.7334**	**0.7140**		**2,225.5841**

3.6 Paving - 2020

Unmitigated Construction Off-Site

	ROG	NOx	CO	SO2	Fugitive PM10	Exhaust PM10	PM10 Total	Fugitive PM2.5	Exhaust PM2.5	PM2.5 Total	Bio- CO2	NBio- CO2	Total CO2	CH4	N2O	CO2e
Category	lb/day										lb/day					
Hauling	0.0000	0.0000	0.0000	0.0000	0.0000	0.0000	0.0000	0.0000	0.0000	0.0000		0.0000	0.0000	0.0000		0.0000
Vendor	0.0000	0.0000	0.0000	0.0000	0.0000	0.0000	0.0000	0.0000	0.0000	0.0000		0.0000	0.0000	0.0000		0.0000
Worker	0.0819	0.0525	0.6746	1.7000e-003	0.1677	1.1000e-003	0.1688	0.0445	1.0100e-003	0.0455		169.5126	169.5126	5.1700e-003		169.6420
Total	**0.0819**	**0.0525**	**0.6746**	**1.7000e-003**	**0.1677**	**1.1000e-003**	**0.1688**	**0.0445**	**1.0100e-003**	**0.0455**		**169.5126**	**169.5126**	**5.1700e-003**		**169.6420**

Mitigated Construction On-Site

	ROG	NOx	CO	SO2	Fugitive PM10	Exhaust PM10	PM10 Total	Fugitive PM2.5	Exhaust PM2.5	PM2.5 Total	Bio- CO2	NBio- CO2	Total CO2	CH4	N2O	CO2e
Category	lb/day										lb/day					
Off-Road	1.3566	14.0656	14.6521	0.0228		0.7528	0.7528		0.6926	0.6926	0.0000	2,207.7334	2,207.7334	0.7140		2,225.5841
Paving	0.6655					0.0000	0.0000		0.0000	0.0000			0.0000			0.0000
Total	**2.0220**	**14.0656**	**14.6521**	**0.0228**		**0.7528**	**0.7528**		**0.6926**	**0.6926**	**0.0000**	**2,207.7334**	**2,207.7334**	**0.7140**		**2,225.5841**

3.6 Paving - 2020

Mitigated Construction Off-Site

	ROG	NOx	CO	SO2	Fugitive PM10	Exhaust PM10	PM10 Total	Fugitive PM2.5	Exhaust PM2.5	PM2.5 Total	Bio- CO2	NBio- CO2	Total CO2	CH4	N2O	CO2e
Category	lb/day										lb/day					
Hauling	0.0000	0.0000	0.0000	0.0000	0.0000	0.0000	0.0000	0.0000	0.0000	0.0000		0.0000	0.0000	0.0000		0.0000
Vendor	0.0000	0.0000	0.0000	0.0000	0.0000	0.0000	0.0000	0.0000	0.0000	0.0000		0.0000	0.0000	0.0000		0.0000
Worker	0.0819	0.0525	0.6746	1.7000e-003	0.1677	1.1000e-003	0.1688	0.0445	1.0100e-003	0.0455		169.5126	169.5126	5.1700e-003		169.6420
Total	**0.0819**	**0.0525**	**0.6746**	**1.7000e-003**	**0.1677**	**1.1000e-003**	**0.1688**	**0.0445**	**1.0100e-003**	**0.0455**		**169.5126**	**169.5126**	**5.1700e-003**		**169.6420**

3.6 Paving - 2021

Unmitigated Construction On-Site

	ROG	NOx	CO	SO2	Fugitive PM10	Exhaust PM10	PM10 Total	Fugitive PM2.5	Exhaust PM2.5	PM2.5 Total	Bio- CO2	NBio- CO2	Total CO2	CH4	N2O	CO2e
Category	lb/day										lb/day					
Off-Road	1.2556	12.9191	14.6532	0.0228		0.6777	0.6777		0.6235	0.6235		2,207.2109	2,207.2109	0.7139		2,225.0573
Paving	0.6655					0.0000	0.0000		0.0000	0.0000			0.0000			0.0000
Total	**1.9210**	**12.9191**	**14.6532**	**0.0228**		**0.6777**	**0.6777**		**0.6235**	**0.6235**		**2,207.2109**	**2,207.2109**	**0.7139**		**2,225.0573**

3.6 Paving - 2021

Unmitigated Construction Off-Site

	ROG	NOx	CO	SO2	Fugitive PM10	Exhaust PM10	PM10 Total	Fugitive PM2.5	Exhaust PM2.5	PM2.5 Total	Bio- CO2	NBio- CO2	Total CO2	CH4	N2O	CO2e
Category	lb/day										lb/day					
Hauling	0.0000	0.0000	0.0000	0.0000	0.0000	0.0000	0.0000	0.0000	0.0000	0.0000		0.0000	0.0000	0.0000		0.0000
Vendor	0.0000	0.0000	0.0000	0.0000	0.0000	0.0000	0.0000	0.0000	0.0000	0.0000		0.0000	0.0000	0.0000		0.0000
Worker	0.0762	0.0471	0.6210	1.6500e-003	0.1677	1.0700e-003	0.1687	0.0445	9.9000e-004	0.0455		164.1121	164.1121	4.6700e-003		164.2289
Total	**0.0762**	**0.0471**	**0.6210**	**1.6500e-003**	**0.1677**	**1.0700e-003**	**0.1687**	**0.0445**	**9.9000e-004**	**0.0455**		**164.1121**	**164.1121**	**4.6700e-003**		**164.2289**

Mitigated Construction On-Site

	ROG	NOx	CO	SO2	Fugitive PM10	Exhaust PM10	PM10 Total	Fugitive PM2.5	Exhaust PM2.5	PM2.5 Total	Bio- CO2	NBio- CO2	Total CO2	CH4	N2O	CO2e
Category	lb/day										lb/day					
Off-Road	1.2556	12.9191	14.6532	0.0228		0.6777	0.6777		0.6235	0.6235	0.0000	2,207.2109	2,207.2109	0.7139		2,225.0573
Paving	0.6655					0.0000	0.0000		0.0000	0.0000			0.0000			0.0000
Total	**1.9210**	**12.9191**	**14.6532**	**0.0228**		**0.6777**	**0.6777**		**0.6235**	**0.6235**	**0.0000**	**2,207.2109**	**2,207.2109**	**0.7139**		**2,225.0573**

3.6 Paving - 2021

Mitigated Construction Off-Site

	ROG	NOx	CO	SO2	Fugitive PM10	Exhaust PM10	PM10 Total	Fugitive PM2.5	Exhaust PM2.5	PM2.5 Total	Bio- CO2	NBio- CO2	Total CO2	CH4	N2O	CO2e
Category	lb/day										lb/day					
Hauling	0.0000	0.0000	0.0000	0.0000	0.0000	0.0000	0.0000	0.0000	0.0000	0.0000		0.0000	0.0000	0.0000		0.0000
Vendor	0.0000	0.0000	0.0000	0.0000	0.0000	0.0000	0.0000	0.0000	0.0000	0.0000		0.0000	0.0000	0.0000		0.0000
Worker	0.0762	0.0471	0.6210	1.6500e-003	0.1677	1.0700e-003	0.1687	0.0445	9.9000e-004	0.0455		164.1121	164.1121	4.6700e-003		164.2289
Total	**0.0762**	**0.0471**	**0.6210**	**1.6500e-003**	**0.1677**	**1.0700e-003**	**0.1687**	**0.0445**	**9.9000e-004**	**0.0455**		**164.1121**	**164.1121**	**4.6700e-003**		**164.2289**

3.7 Architectural Coating - 2020

Unmitigated Construction On-Site

	ROG	NOx	CO	SO2	Fugitive PM10	Exhaust PM10	PM10 Total	Fugitive PM2.5	Exhaust PM2.5	PM2.5 Total	Bio- CO2	NBio- CO2	Total CO2	CH4	N2O	CO2e
Category	lb/day										lb/day					
Archit. Coating	14.1472					0.0000	0.0000		0.0000	0.0000			0.0000			0.0000
Off-Road	0.3229	2.2451	2.4419	3.9600e-003		0.1479	0.1479		0.1479	0.1479		375.2641	375.2641	0.0291		375.9904
Total	**14.4701**	**2.2451**	**2.4419**	**3.9600e-003**		**0.1479**	**0.1479**		**0.1479**	**0.1479**		**375.2641**	**375.2641**	**0.0291**		**375.9904**

3.7 Architectural Coating - 2020

Unmitigated Construction Off-Site

	ROG	NOx	CO	SO2	Fugitive PM10	Exhaust PM10	PM10 Total	Fugitive PM2.5	Exhaust PM2.5	PM2.5 Total	Bio- CO2	NBio- CO2	Total CO2	CH4	N2O	CO2e
Category	lb/day										lb/day					
Hauling	0.0000	0.0000	0.0000	0.0000	0.0000	0.0000	0.0000	0.0000	0.0000	0.0000		0.0000	0.0000	0.0000		0.0000
Vendor	0.0000	0.0000	0.0000	0.0000	0.0000	0.0000	0.0000	0.0000	0.0000	0.0000		0.0000	0.0000	0.0000		0.0000
Worker	0.7259	0.4659	5.9814	0.0151	1.4866	9.7400e-003	1.4964	0.3943	8.9700e-003	0.4032		1,503.0119	1,503.0119	0.0459		1,504.1590
Total	**0.7259**	**0.4659**	**5.9814**	**0.0151**	**1.4866**	**9.7400e-003**	**1.4964**	**0.3943**	**8.9700e-003**	**0.4032**		**1,503.0119**	**1,503.0119**	**0.0459**		**1,504.1590**

Mitigated Construction On-Site

	ROG	NOx	CO	SO2	Fugitive PM10	Exhaust PM10	PM10 Total	Fugitive PM2.5	Exhaust PM2.5	PM2.5 Total	Bio- CO2	NBio- CO2	Total CO2	CH4	N2O	CO2e
Category	lb/day										lb/day					
Archit. Coating	14.1472					0.0000	0.0000		0.0000	0.0000			0.0000			0.0000
Off-Road	0.3229	2.2451	2.4419	3.9600e-003		0.1479	0.1479		0.1479	0.1479	0.0000	375.2641	375.2641	0.0291		375.9904
Total	**14.4701**	**2.2451**	**2.4419**	**3.9600e-003**		**0.1479**	**0.1479**		**0.1479**	**0.1479**	**0.0000**	**375.2641**	**375.2641**	**0.0291**		**375.9904**

3.7 Architectural Coating - 2020

Mitigated Construction Off-Site

	ROG	NOx	CO	SO2	Fugitive PM10	Exhaust PM10	PM10 Total	Fugitive PM2.5	Exhaust PM2.5	PM2.5 Total	Bio- CO2	NBio- CO2	Total CO2	CH4	N2O	CO2e
Category	lb/day										lb/day					
Hauling	0.0000	0.0000	0.0000	0.0000	0.0000	0.0000	0.0000	0.0000	0.0000	0.0000		0.0000	0.0000	0.0000		0.0000
Vendor	0.0000	0.0000	0.0000	0.0000	0.0000	0.0000	0.0000	0.0000	0.0000	0.0000		0.0000	0.0000	0.0000		0.0000
Worker	0.7259	0.4659	5.9814	0.0151	1.4866	9.7400e-003	1.4964	0.3943	8.9700e-003	0.4032		1,503.0119	1,503.0119	0.0459		1,504.1590
Total	**0.7259**	**0.4659**	**5.9814**	**0.0151**	**1.4866**	**9.7400e-003**	**1.4964**	**0.3943**	**8.9700e-003**	**0.4032**		**1,503.0119**	**1,503.0119**	**0.0459**		**1,504.1590**

3.7 Architectural Coating - 2021

Unmitigated Construction On-Site

	ROG	NOx	CO	SO2	Fugitive PM10	Exhaust PM10	PM10 Total	Fugitive PM2.5	Exhaust PM2.5	PM2.5 Total	Bio- CO2	NBio- CO2	Total CO2	CH4	N2O	CO2e
Category	lb/day										lb/day					
Archit. Coating	14.1472					0.0000	0.0000		0.0000	0.0000			0.0000			0.0000
Off-Road	0.2919	2.0358	2.4234	3.9600e-003		0.1255	0.1255		0.1255	0.1255		375.2641	375.2641	0.0258		375.9079
Total	**14.4390**	**2.0358**	**2.4234**	**3.9600e-003**		**0.1255**	**0.1255**		**0.1255**	**0.1255**		**375.2641**	**375.2641**	**0.0258**		**375.9079**

3.7 Architectural Coating - 2021

Unmitigated Construction Off-Site

	ROG	NOx	CO	SO2	Fugitive PM10	Exhaust PM10	PM10 Total	Fugitive PM2.5	Exhaust PM2.5	PM2.5 Total	Bio- CO2	NBio- CO2	Total CO2	CH4	N2O	CO2e
Category	lb/day										lb/day					
Hauling	0.0000	0.0000	0.0000	0.0000	0.0000	0.0000	0.0000	0.0000	0.0000	0.0000		0.0000	0.0000	0.0000		0.0000
Vendor	0.0000	0.0000	0.0000	0.0000	0.0000	0.0000	0.0000	0.0000	0.0000	0.0000		0.0000	0.0000	0.0000		0.0000
Worker	0.6758	0.4177	5.5060	0.0146	1.4866	9.5100e-003	1.4961	0.3943	8.7600e-003	0.4030		1,455.1271	1,455.1271	0.0414		1,456.1625
Total	**0.6758**	**0.4177**	**5.5060**	**0.0146**	**1.4866**	**9.5100e-003**	**1.4961**	**0.3943**	**8.7600e-003**	**0.4030**		**1,455.1271**	**1,455.1271**	**0.0414**		**1,456.1625**

Mitigated Construction On-Site

	ROG	NOx	CO	SO2	Fugitive PM10	Exhaust PM10	PM10 Total	Fugitive PM2.5	Exhaust PM2.5	PM2.5 Total	Bio- CO2	NBio- CO2	Total CO2	CH4	N2O	CO2e
Category	lb/day										lb/day					
Archit. Coating	14.1472					0.0000	0.0000		0.0000	0.0000			0.0000			0.0000
Off-Road	0.2919	2.0358	2.4234	3.9600e-003		0.1255	0.1255		0.1255	0.1255	0.0000	375.2641	375.2641	0.0258		375.9079
Total	**14.4390**	**2.0358**	**2.4234**	**3.9600e-003**		**0.1255**	**0.1255**		**0.1255**	**0.1255**	**0.0000**	**375.2641**	**375.2641**	**0.0258**		**375.9079**

3.7 Architectural Coating - 2021

Mitigated Construction Off-Site

	ROG	NOx	CO	SO2	Fugitive PM10	Exhaust PM10	PM10 Total	Fugitive PM2.5	Exhaust PM2.5	PM2.5 Total	Bio- CO2	NBio- CO2	Total CO2	CH4	N2O	CO2e
Category	lb/day										lb/day					
Hauling	0.0000	0.0000	0.0000	0.0000	0.0000	0.0000	0.0000	0.0000	0.0000	0.0000		0.0000	0.0000	0.0000		0.0000
Vendor	0.0000	0.0000	0.0000	0.0000	0.0000	0.0000	0.0000	0.0000	0.0000	0.0000		0.0000	0.0000	0.0000		0.0000
Worker	0.6758	0.4177	5.5060	0.0146	1.4866	9.5100e-003	1.4961	0.3943	8.7600e-003	0.4030		1,455.1271	1,455.1271	0.0414		1,456.1625
Total	**0.6758**	**0.4177**	**5.5060**	**0.0146**	**1.4866**	**9.5100e-003**	**1.4961**	**0.3943**	**8.7600e-003**	**0.4030**		**1,455.1271**	**1,455.1271**	**0.0414**		**1,456.1625**

4.0 Operational Detail - Mobile

4.1 Mitigation Measures Mobile

	ROG	NOx	CO	SO2	Fugitive PM10	Exhaust PM10	PM10 Total	Fugitive PM2.5	Exhaust PM2.5	PM2.5 Total	Bio- CO2	NBio- CO2	Total CO2	CH4	N2O	CO2e
Category	lb/day										lb/day					
Mitigated	0.0000	0.0000	0.0000	0.0000	0.0000	0.0000	0.0000	0.0000	0.0000	0.0000		0.0000	0.0000	0.0000		0.0000
Unmitigated	0.0000	0.0000	0.0000	0.0000	0.0000	0.0000	0.0000	0.0000	0.0000	0.0000		0.0000	0.0000	0.0000		0.0000

4.2 Trip Summary Information

	Average Daily Trip Rate			Unmitigated	Mitigated
Land Use	Weekday	Saturday	Sunday	Annual VMT	Annual VMT
Other Non-Asphalt Surfaces	0.00	0.00	0.00		
Parking Lot	0.00	0.00	0.00		
Refrigerated Warehouse-No Rail	0.00	0.00	0.00		
Unrefrigerated Warehouse-No Rail	0.00	0.00	0.00		
Total	0.00	0.00	0.00		

4.3 Trip Type Information

	Miles			Trip %			Trip Purpose %		
Land Use	H-W or C-W	H-S or C-C	H-O or C-NW	H-W or C-W	H-S or C-C	H-O or C-NW	Primary	Diverted	Pass-by
Other Non-Asphalt Surfaces	0.00	0.00	0.00	0.00	0.00	0.00	0	0	0
Parking Lot	0.00	0.00	0.00	0.00	0.00	0.00	0	0	0
Refrigerated Warehouse-No	0.00	0.00	0.00	0.00	0.00	0.00	0	0	0
Unrefrigerated Warehouse-No	0.00	0.00	0.00	0.00	0.00	0.00	0	0	0

4.4 Fleet Mix

Land Use	LDA	LDT1	LDT2	MDV	LHD1	LHD2	MHD	HHD	OBUS	UBUS	MCY	SBUS	MH
Other Non-Asphalt Surfaces	0.549952	0.037123	0.179649	0.119457	0.017229	0.005267	0.017877	0.062669	0.001348	0.001607	0.006000	0.000812	0.001010
Parking Lot	0.549952	0.037123	0.179649	0.119457	0.017229	0.005267	0.017877	0.062669	0.001348	0.001607	0.006000	0.000812	0.001010
Refrigerated Warehouse-No Rail	0.549952	0.037123	0.179649	0.119457	0.017229	0.005267	0.017877	0.062669	0.001348	0.001607	0.006000	0.000812	0.001010
Unrefrigerated Warehouse-No Rail	0.549952	0.037123	0.179649	0.119457	0.017229	0.005267	0.017877	0.062669	0.001348	0.001607	0.006000	0.000812	0.001010

5.0 Energy Detail

Historical Energy Use: N

5.1 Mitigation Measures Energy

	ROG	NOx	CO	SO2	Fugitive PM10	Exhaust PM10	PM10 Total	Fugitive PM2.5	Exhaust PM2.5	PM2.5 Total	Bio- CO2	NBio- CO2	Total CO2	CH4	N2O	CO2e
Category	lb/day										lb/day					
NaturalGas Mitigated	0.0000	0.0000	0.0000	0.0000		0.0000	0.0000		0.0000	0.0000		0.0000	0.0000	0.0000	0.0000	0.0000
NaturalGas Unmitigated	0.0000	0.0000	0.0000	0.0000		0.0000	0.0000		0.0000	0.0000		0.0000	0.0000	0.0000	0.0000	0.0000

5.2 Energy by Land Use - NaturalGas

Unmitigated

	NaturalGas Use	ROG	NOx	CO	SO2	Fugitive PM10	Exhaust PM10	PM10 Total	Fugitive PM2.5	Exhaust PM2.5	PM2.5 Total	Bio- CO2	NBio- CO2	Total CO2	CH4	N2O	CO2e
Land Use	kBTU/yr	lb/day										lb/day					
Other Non-Asphalt Surfaces	0	0.0000	0.0000	0.0000	0.0000		0.0000	0.0000		0.0000	0.0000		0.0000	0.0000	0.0000	0.0000	0.0000
Parking Lot	0	0.0000	0.0000	0.0000	0.0000		0.0000	0.0000		0.0000	0.0000		0.0000	0.0000	0.0000	0.0000	0.0000
Refrigerated Warehouse-No Rail	0	0.0000	0.0000	0.0000	0.0000		0.0000	0.0000		0.0000	0.0000		0.0000	0.0000	0.0000	0.0000	0.0000
Unrefrigerated Warehouse-No Rail	0	0.0000	0.0000	0.0000	0.0000		0.0000	0.0000		0.0000	0.0000		0.0000	0.0000	0.0000	0.0000	0.0000
Total		**0.0000**	**0.0000**	**0.0000**	**0.0000**		**0.0000**	**0.0000**		**0.0000**	**0.0000**		**0.0000**	**0.0000**	**0.0000**	**0.0000**	**0.0000**

5.2 Energy by Land Use - NaturalGas

Mitigated

	NaturalGas Use	ROG	NOx	CO	SO2	Fugitive PM10	Exhaust PM10	PM10 Total	Fugitive PM2.5	Exhaust PM2.5	PM2.5 Total	Bio- CO2	NBio- CO2	Total CO2	CH4	N2O	CO2e
Land Use	kBTU/yr	lb/day										lb/day					
Other Non-Asphalt Surfaces	0	0.0000	0.0000	0.0000	0.0000		0.0000	0.0000		0.0000	0.0000		0.0000	0.0000	0.0000	0.0000	0.0000
Parking Lot	0	0.0000	0.0000	0.0000	0.0000		0.0000	0.0000		0.0000	0.0000		0.0000	0.0000	0.0000	0.0000	0.0000
Refrigerated Warehouse-No Rail	0	0.0000	0.0000	0.0000	0.0000		0.0000	0.0000		0.0000	0.0000		0.0000	0.0000	0.0000	0.0000	0.0000
Unrefrigerated Warehouse-No Rail	0	0.0000	0.0000	0.0000	0.0000		0.0000	0.0000		0.0000	0.0000		0.0000	0.0000	0.0000	0.0000	0.0000
Total		**0.0000**	**0.0000**	**0.0000**	**0.0000**		**0.0000**	**0.0000**		**0.0000**	**0.0000**		**0.0000**	**0.0000**	**0.0000**	**0.0000**	**0.0000**

6.0 Area Detail

6.1 Mitigation Measures Area

	ROG	NOx	CO	SO2	Fugitive PM10	Exhaust PM10	PM10 Total	Fugitive PM2.5	Exhaust PM2.5	PM2.5 Total	Bio- CO2	NBio- CO2	Total CO2	CH4	N2O	CO2e
Category	lb/day										lb/day					
Mitigated	18.5825	1.4600e-003	0.1589	1.0000e-005		5.7000e-004	5.7000e-004		5.7000e-004	5.7000e-004		0.3393	0.3393	9.0000e-004		0.3618
Unmitigated	18.5825	1.4600e-003	0.1589	1.0000e-005		5.7000e-004	5.7000e-004		5.7000e-004	5.7000e-004		0.3393	0.3393	9.0000e-004		0.3618

6.2 Area by SubCategory

Unmitigated

	ROG	NOx	CO	SO2	Fugitive PM10	Exhaust PM10	PM10 Total	Fugitive PM2.5	Exhaust PM2.5	PM2.5 Total	Bio- CO2	NBio- CO2	Total CO2	CH4	N2O	CO2e
SubCategory	lb/day										lb/day					
Architectural Coating	2.1318					0.0000	0.0000		0.0000	0.0000			0.0000			0.0000
Consumer Products	16.4359					0.0000	0.0000		0.0000	0.0000			0.0000			0.0000
Landscaping	0.0148	1.4600e-003	0.1589	1.0000e-005		5.7000e-004	5.7000e-004		5.7000e-004	5.7000e-004		0.3393	0.3393	9.0000e-004		0.3618
Total	**18.5825**	**1.4600e-003**	**0.1589**	**1.0000e-005**		**5.7000e-004**	**5.7000e-004**		**5.7000e-004**	**5.7000e-004**		**0.3393**	**0.3393**	**9.0000e-004**		**0.3618**

6.2 Area by SubCategory

Mitigated

	ROG	NOx	CO	SO2	Fugitive PM10	Exhaust PM10	PM10 Total	Fugitive PM2.5	Exhaust PM2.5	PM2.5 Total	Bio- CO2	NBio- CO2	Total CO2	CH4	N2O	CO2e
SubCategory	lb/day										lb/day					
Architectural Coating	2.1318					0.0000	0.0000		0.0000	0.0000			0.0000			0.0000
Consumer Products	16.4359					0.0000	0.0000		0.0000	0.0000			0.0000			0.0000
Landscaping	0.0148	1.4600e-003	0.1589	1.0000e-005		5.7000e-004	5.7000e-004		5.7000e-004	5.7000e-004		0.3393	0.3393	9.0000e-004		0.3618
Total	**18.5825**	**1.4600e-003**	**0.1589**	**1.0000e-005**		**5.7000e-004**	**5.7000e-004**		**5.7000e-004**	**5.7000e-004**		**0.3393**	**0.3393**	**9.0000e-004**		**0.3618**

7.0 Water Detail

7.1 Mitigation Measures Water

8.0 Waste Detail

8.1 Mitigation Measures Waste

9.0 Operational Offroad

Equipment Type	Number	Hours/Day	Days/Year	Horse Power	Load Factor	Fuel Type

10.0 Stationary Equipment

Fire Pumps and Emergency Generators

Equipment Type	Number	Hours/Day	Hours/Year	Horse Power	Load Factor	Fuel Type

Boilers

Equipment Type	Number	Heat Input/Day	Heat Input/Year	Boiler Rating	Fuel Type

User Defined Equipment

Equipment Type	Number

11.0 Vegetation

Goodman Industrial Park - Phase 1 (Construction - Mitigated)

San Bernardino-South Coast County, Winter

1.0 Project Characteristics

1.1 Land Usage

Land Uses	Size	Metric	Lot Acreage	Floor Surface Area	Population
Refrigerated Warehouse-No Rail	163.28	1000sqft	3.75	163,280.00	0
Unrefrigerated Warehouse-No Rail	653.12	1000sqft	14.99	653,120.00	0
Other Non-Asphalt Surfaces	156.86	1000sqft	3.60	156,857.00	0
Parking Lot	577.00	Space	13.97	608,708.88	0

1.2 Other Project Characteristics

Urbanization	Urban	**Wind Speed (m/s)**	2.2	**Precipitation Freq (Days)**	32
Climate Zone	10			**Operational Year**	2021
Utility Company	Southern California Edison				
CO2 Intensity (lb/MWhr)	702.44	**CH4 Intensity (lb/MWhr)**	0.029	**N2O Intensity (lb/MWhr)**	0.006

1.3 User Entered Comments & Non-Default Data

Project Characteristics -

Land Use - Phase 1 consist of the construction of Buildings 3 (453,020 sf) and 4 (363,380 sf). Consistent with the Traffic Study, 80% of Buildings are designated for warehous use and the remanining 20% for high-cube cold storage warehouse use. Parking Spaces consist of both Auto Parking and Trailer Parking.

Construction Phase - Construction Schedule consistent with Goodman Logistics Center Fontana III AQ, GHG, & HRA Scoping Agreement.

Off-road Equipment - Equipment based on consultation with the Project applicant.

Off-road Equipment - Hours are based on an 8 hour workday.

Off-road Equipment -

Off-road Equipment - Hours are based on an 8 hour workday.

Grading - Based on the Equipment List the total acres graded per day is 3.0 acres for grading activities.

Architectural Coating - The Project shall utilize “Super-Compliant” low VOC paints which have been reformulated to exceed the regulatory VOC limits put forth by SCAQMD’s Rule 1113 (BACM AQ-2). Super-Compliant low VOC paints shall be no more than 10g/L of VOC.

Vehicle Trips - Construction Run Only.

Vehicle Emission Factors - EMFAC2017

Vehicle Emission Factors - EMFAC2017

Vehicle Emission Factors - EMFAC2017

Energy Use - Construction Run Only.

Water And Wastewater - Construction Run Only.

Solid Waste - Construction Run Only.

Construction Off-road Equipment Mitigation - Rule 403

Table Name	Column Name	Default Value	New Value
tblArchitecturalCoating	EF_Nonresidential_Exterior	100.00	10.00
tblArchitecturalCoating	EF_Nonresidential_Interior	100.00	10.00
tblArchitecturalCoating	EF_Parking	100.00	10.00
tblConstructionPhase	NumDays	50.00	20.00
tblConstructionPhase	NumDays	75.00	32.00
tblConstructionPhase	NumDays	740.00	184.00
tblEnergyUse	LightingElect	0.35	0.00

tblEnergyUse	LightingElect	2.37	0.00
tblEnergyUse	LightingElect	1.17	0.00
tblEnergyUse	NT24E	36.52	0.00
tblEnergyUse	NT24E	0.82	0.00
tblEnergyUse	NT24NG	48.51	0.00
tblEnergyUse	NT24NG	0.03	0.00
tblEnergyUse	T24E	1.06	0.00
tblEnergyUse	T24E	0.37	0.00
tblEnergyUse	T24NG	3.25	0.00
tblEnergyUse	T24NG	2.00	0.00
tblGrading	AcresOfGrading	80.00	96.00
tblLandUse	LandUseSquareFeet	230,800.00	608,708.88
tblLandUse	LotAcreage	5.19	13.97
tblOffRoadEquipment	UsageHours	6.00	8.00
tblOffRoadEquipment	UsageHours	7.00	8.00
tblOffRoadEquipment	UsageHours	7.00	8.00
tblSolidWaste	SolidWasteGenerationRate	153.48	0.00
tblSolidWaste	SolidWasteGenerationRate	613.93	0.00
tblVehicleEF	HHD	1.24	0.32
tblVehicleEF	HHD	0.04	2.3880e-003
tblVehicleEF	HHD	0.11	0.00
tblVehicleEF	HHD	3.46	93.15
tblVehicleEF	HHD	0.58	0.26
tblVehicleEF	HHD	1.92	2.2600e-003
tblVehicleEF	HHD	6,983.95	16,719.13
tblVehicleEF	HHD	1,493.95	1,347.67
tblVehicleEF	HHD	5.71	0.02

tblVehicleEF	HHD	28.07	86.33
tblVehicleEF	HHD	2.87	2.76
tblVehicleEF	HHD	0.01	0.04
tblVehicleEF	HHD	0.06	0.06
tblVehicleEF	HHD	0.04	0.04
tblVehicleEF	HHD	0.01	0.03
tblVehicleEF	HHD	5.5000e-005	1.0000e-006
tblVehicleEF	HHD	0.01	0.04
tblVehicleEF	HHD	0.03	0.03
tblVehicleEF	HHD	8.8820e-003	8.8160e-003
tblVehicleEF	HHD	0.01	0.03
tblVehicleEF	HHD	5.0000e-005	1.0000e-006
tblVehicleEF	HHD	9.3000e-005	3.4000e-005
tblVehicleEF	HHD	3.4490e-003	1.0400e-004
tblVehicleEF	HHD	0.89	6.69
tblVehicleEF	HHD	5.7000e-005	2.0000e-005
tblVehicleEF	HHD	0.09	0.05
tblVehicleEF	HHD	2.4200e-004	5.2200e-004
tblVehicleEF	HHD	0.06	1.0000e-006
tblVehicleEF	HHD	0.07	0.16
tblVehicleEF	HHD	0.01	0.01
tblVehicleEF	HHD	8.9000e-005	0.00
tblVehicleEF	HHD	9.3000e-005	3.4000e-005
tblVehicleEF	HHD	3.4490e-003	1.0400e-004
tblVehicleEF	HHD	1.02	7.61
tblVehicleEF	HHD	5.7000e-005	2.0000e-005
tblVehicleEF	HHD	0.13	0.06

tblVehicleEF	HHD	2.4200e-004	5.2200e-004
tblVehicleEF	HHD	0.07	1.0000e-006
tblVehicleEF	HHD	1.17	0.34
tblVehicleEF	HHD	0.04	2.3890e-003
tblVehicleEF	HHD	0.11	0.00
tblVehicleEF	HHD	2.52	91.41
tblVehicleEF	HHD	0.58	0.26
tblVehicleEF	HHD	1.80	2.1220e-003
tblVehicleEF	HHD	7,395.94	16,613.96
tblVehicleEF	HHD	1,493.95	1,347.67
tblVehicleEF	HHD	5.71	0.02
tblVehicleEF	HHD	28.97	83.18
tblVehicleEF	HHD	2.70	2.60
tblVehicleEF	HHD	0.01	0.04
tblVehicleEF	HHD	0.06	0.06
tblVehicleEF	HHD	0.04	0.04
tblVehicleEF	HHD	0.01	0.03
tblVehicleEF	HHD	5.5000e-005	1.0000e-006
tblVehicleEF	HHD	0.01	0.04
tblVehicleEF	HHD	0.03	0.03
tblVehicleEF	HHD	8.8820e-003	8.8160e-003
tblVehicleEF	HHD	0.01	0.03
tblVehicleEF	HHD	5.0000e-005	1.0000e-006
tblVehicleEF	HHD	1.8400e-004	7.2000e-005
tblVehicleEF	HHD	3.9090e-003	1.2200e-004
tblVehicleEF	HHD	0.84	7.03
tblVehicleEF	HHD	1.2900e-004	4.9000e-005

tblVehicleEF	HHD	0.09	0.05
tblVehicleEF	HHD	2.4800e-004	5.3900e-004
tblVehicleEF	HHD	0.06	1.0000e-006
tblVehicleEF	HHD	0.07	0.16
tblVehicleEF	HHD	0.01	0.01
tblVehicleEF	HHD	8.7000e-005	0.00
tblVehicleEF	HHD	1.8400e-004	7.2000e-005
tblVehicleEF	HHD	3.9090e-003	1.2200e-004
tblVehicleEF	HHD	0.97	8.00
tblVehicleEF	HHD	1.2900e-004	4.9000e-005
tblVehicleEF	HHD	0.13	0.06
tblVehicleEF	HHD	2.4800e-004	5.3900e-004
tblVehicleEF	HHD	0.06	1.0000e-006
tblVehicleEF	HHD	1.34	0.30
tblVehicleEF	HHD	0.04	2.3880e-003
tblVehicleEF	HHD	0.11	0.00
tblVehicleEF	HHD	4.76	95.56
tblVehicleEF	HHD	0.58	0.26
tblVehicleEF	HHD	1.89	2.2320e-003
tblVehicleEF	HHD	6,415.00	16,864.37
tblVehicleEF	HHD	1,493.95	1,347.67
tblVehicleEF	HHD	5.71	0.02
tblVehicleEF	HHD	26.84	90.68
tblVehicleEF	HHD	2.83	2.72
tblVehicleEF	HHD	0.02	0.05
tblVehicleEF	HHD	0.06	0.06
tblVehicleEF	HHD	0.04	0.04

tblVehicleEF	HHD	0.01	0.03
tblVehicleEF	HHD	5.5000e-005	1.0000e-006
tblVehicleEF	HHD	0.02	0.05
tblVehicleEF	HHD	0.03	0.03
tblVehicleEF	HHD	8.8820e-003	8.8160e-003
tblVehicleEF	HHD	0.01	0.03
tblVehicleEF	HHD	5.0000e-005	1.0000e-006
tblVehicleEF	HHD	9.4000e-005	3.8000e-005
tblVehicleEF	HHD	3.7830e-003	1.2300e-004
tblVehicleEF	HHD	0.96	6.22
tblVehicleEF	HHD	5.6000e-005	2.0000e-005
tblVehicleEF	HHD	0.09	0.05
tblVehicleEF	HHD	2.5900e-004	5.4600e-004
tblVehicleEF	HHD	0.06	1.0000e-006
tblVehicleEF	HHD	0.06	0.16
tblVehicleEF	HHD	0.01	0.01
tblVehicleEF	HHD	8.9000e-005	0.00
tblVehicleEF	HHD	9.4000e-005	3.8000e-005
tblVehicleEF	HHD	3.7830e-003	1.2300e-004
tblVehicleEF	HHD	1.10	7.08
tblVehicleEF	HHD	5.6000e-005	2.0000e-005
tblVehicleEF	HHD	0.13	0.06
tblVehicleEF	HHD	2.5900e-004	5.4600e-004
tblVehicleEF	HHD	0.07	1.0000e-006
tblVehicleEF	LDA	4.6640e-003	2.4750e-003
tblVehicleEF	LDA	6.4640e-003	0.05
tblVehicleEF	LDA	0.62	0.66

tblVehicleEF	LDA	1.32	2.16
tblVehicleEF	LDA	261.85	265.70
tblVehicleEF	LDA	59.28	53.86
tblVehicleEF	LDA	0.06	0.04
tblVehicleEF	LDA	1.7130e-003	1.4710e-003
tblVehicleEF	LDA	2.3020e-003	1.8580e-003
tblVehicleEF	LDA	1.5790e-003	1.3550e-003
tblVehicleEF	LDA	2.1170e-003	1.7080e-003
tblVehicleEF	LDA	0.05	0.27
tblVehicleEF	LDA	0.11	0.10
tblVehicleEF	LDA	0.04	0.21
tblVehicleEF	LDA	0.01	9.4820e-003
tblVehicleEF	LDA	0.04	0.21
tblVehicleEF	LDA	0.09	0.23
tblVehicleEF	LDA	2.6230e-003	2.6290e-003
tblVehicleEF	LDA	6.1500e-004	5.3300e-004
tblVehicleEF	LDA	0.05	0.27
tblVehicleEF	LDA	0.11	0.10
tblVehicleEF	LDA	0.04	0.21
tblVehicleEF	LDA	0.02	0.01
tblVehicleEF	LDA	0.04	0.21
tblVehicleEF	LDA	0.10	0.25
tblVehicleEF	LDA	5.3170e-003	2.8390e-003
tblVehicleEF	LDA	5.3900e-003	0.04
tblVehicleEF	LDA	0.76	0.81
tblVehicleEF	LDA	1.10	1.79
tblVehicleEF	LDA	286.52	290.16

tblVehicleEF	LDA	59.28	53.16
tblVehicleEF	LDA	0.05	0.04
tblVehicleEF	LDA	1.7130e-003	1.4710e-003
tblVehicleEF	LDA	2.3020e-003	1.8580e-003
tblVehicleEF	LDA	1.5790e-003	1.3550e-003
tblVehicleEF	LDA	2.1170e-003	1.7080e-003
tblVehicleEF	LDA	0.10	0.55
tblVehicleEF	LDA	0.13	0.12
tblVehicleEF	LDA	0.08	0.45
tblVehicleEF	LDA	0.01	0.01
tblVehicleEF	LDA	0.04	0.21
tblVehicleEF	LDA	0.07	0.19
tblVehicleEF	LDA	6.1100e-004	5.2600e-004
tblVehicleEF	LDA	0.10	0.55
tblVehicleEF	LDA	0.13	0.12
tblVehicleEF	LDA	0.08	0.45
tblVehicleEF	LDA	0.02	0.02
tblVehicleEF	LDA	0.04	0.21
tblVehicleEF	LDA	0.08	0.21
tblVehicleEF	LDA	4.5320e-003	2.4150e-003
tblVehicleEF	LDA	6.4200e-003	0.05
tblVehicleEF	LDA	0.58	0.62
tblVehicleEF	LDA	1.30	2.12
tblVehicleEF	LDA	256.02	259.97
tblVehicleEF	LDA	59.28	53.80
tblVehicleEF	LDA	0.05	0.04
tblVehicleEF	LDA	1.7130e-003	1.4710e-003

tblVehicleEF	LDA	2.3020e-003	1.8580e-003
tblVehicleEF	LDA	1.5790e-003	1.3550e-003
tblVehicleEF	LDA	2.1170e-003	1.7080e-003
tblVehicleEF	LDA	0.05	0.27
tblVehicleEF	LDA	0.12	0.11
tblVehicleEF	LDA	0.03	0.20
tblVehicleEF	LDA	0.01	9.2350e-003
tblVehicleEF	LDA	0.04	0.24
tblVehicleEF	LDA	0.09	0.23
tblVehicleEF	LDA	2.5640e-003	2.5720e-003
tblVehicleEF	LDA	6.1500e-004	5.3200e-004
tblVehicleEF	LDA	0.05	0.27
tblVehicleEF	LDA	0.12	0.11
tblVehicleEF	LDA	0.03	0.20
tblVehicleEF	LDA	0.02	0.01
tblVehicleEF	LDA	0.04	0.24
tblVehicleEF	LDA	0.09	0.25
tblVehicleEF	LDT1	0.02	7.1090e-003
tblVehicleEF	LDT1	0.02	0.08
tblVehicleEF	LDT1	1.71	1.45
tblVehicleEF	LDT1	4.02	2.44
tblVehicleEF	LDT1	323.73	312.14
tblVehicleEF	LDT1	72.77	65.50
tblVehicleEF	LDT1	0.18	0.13
tblVehicleEF	LDT1	2.8630e-003	2.2090e-003
tblVehicleEF	LDT1	3.8930e-003	2.8520e-003
tblVehicleEF	LDT1	2.6370e-003	2.0320e-003

tblVehicleEF	LDT1	3.5800e-003	2.6220e-003
tblVehicleEF	LDT1	0.19	0.85
tblVehicleEF	LDT1	0.36	0.26
tblVehicleEF	LDT1	0.13	0.60
tblVehicleEF	LDT1	0.04	0.03
tblVehicleEF	LDT1	0.21	0.88
tblVehicleEF	LDT1	0.29	0.43
tblVehicleEF	LDT1	3.2600e-003	3.0890e-003
tblVehicleEF	LDT1	7.9900e-004	6.4800e-004
tblVehicleEF	LDT1	0.19	0.85
tblVehicleEF	LDT1	0.36	0.26
tblVehicleEF	LDT1	0.13	0.60
tblVehicleEF	LDT1	0.06	0.05
tblVehicleEF	LDT1	0.21	0.88
tblVehicleEF	LDT1	0.31	0.48
tblVehicleEF	LDT1	0.02	8.0650e-003
tblVehicleEF	LDT1	0.02	0.07
tblVehicleEF	LDT1	2.05	1.75
tblVehicleEF	LDT1	3.30	2.02
tblVehicleEF	LDT1	352.65	337.45
tblVehicleEF	LDT1	72.77	64.59
tblVehicleEF	LDT1	0.16	0.12
tblVehicleEF	LDT1	2.8630e-003	2.2090e-003
tblVehicleEF	LDT1	3.8930e-003	2.8520e-003
tblVehicleEF	LDT1	2.6370e-003	2.0320e-003
tblVehicleEF	LDT1	3.5800e-003	2.6220e-003
tblVehicleEF	LDT1	0.40	1.76

tblVehicleEF	LDT1	0.44	0.33
tblVehicleEF	LDT1	0.29	1.29
tblVehicleEF	LDT1	0.04	0.04
tblVehicleEF	LDT1	0.21	0.88
tblVehicleEF	LDT1	0.24	0.36
tblVehicleEF	LDT1	3.5540e-003	3.3390e-003
tblVehicleEF	LDT1	7.8600e-004	6.3900e-004
tblVehicleEF	LDT1	0.40	1.76
tblVehicleEF	LDT1	0.44	0.33
tblVehicleEF	LDT1	0.29	1.29
tblVehicleEF	LDT1	0.06	0.05
tblVehicleEF	LDT1	0.21	0.88
tblVehicleEF	LDT1	0.26	0.40
tblVehicleEF	LDT1	0.01	6.9430e-003
tblVehicleEF	LDT1	0.02	0.08
tblVehicleEF	LDT1	1.62	1.38
tblVehicleEF	LDT1	3.95	2.40
tblVehicleEF	LDT1	316.91	306.14
tblVehicleEF	LDT1	72.77	65.42
tblVehicleEF	LDT1	0.17	0.12
tblVehicleEF	LDT1	2.8630e-003	2.2090e-003
tblVehicleEF	LDT1	3.8930e-003	2.8520e-003
tblVehicleEF	LDT1	2.6370e-003	2.0320e-003
tblVehicleEF	LDT1	3.5800e-003	2.6220e-003
tblVehicleEF	LDT1	0.20	0.89
tblVehicleEF	LDT1	0.41	0.30
tblVehicleEF	LDT1	0.12	0.55

tblVehicleEF	LDT1	0.04	0.03
tblVehicleEF	LDT1	0.25	1.03
tblVehicleEF	LDT1	0.28	0.43
tblVehicleEF	LDT1	3.1900e-003	3.0290e-003
tblVehicleEF	LDT1	7.9800e-004	6.4700e-004
tblVehicleEF	LDT1	0.20	0.89
tblVehicleEF	LDT1	0.41	0.30
tblVehicleEF	LDT1	0.12	0.55
tblVehicleEF	LDT1	0.05	0.04
tblVehicleEF	LDT1	0.25	1.03
tblVehicleEF	LDT1	0.31	0.47
tblVehicleEF	LDT2	6.9330e-003	4.3120e-003
tblVehicleEF	LDT2	9.2890e-003	0.07
tblVehicleEF	LDT2	0.85	0.98
tblVehicleEF	LDT2	1.85	2.78
tblVehicleEF	LDT2	363.70	334.03
tblVehicleEF	LDT2	81.97	70.30
tblVehicleEF	LDT2	0.10	0.09
tblVehicleEF	LDT2	1.7370e-003	1.5300e-003
tblVehicleEF	LDT2	2.4180e-003	1.9480e-003
tblVehicleEF	LDT2	1.5980e-003	1.4080e-003
tblVehicleEF	LDT2	2.2230e-003	1.7910e-003
tblVehicleEF	LDT2	0.07	0.46
tblVehicleEF	LDT2	0.13	0.15
tblVehicleEF	LDT2	0.06	0.38
tblVehicleEF	LDT2	0.02	0.02
tblVehicleEF	LDT2	0.07	0.48

tblVehicleEF	LDT2	0.13	0.35
tblVehicleEF	LDT2	3.6440e-003	3.3050e-003
tblVehicleEF	LDT2	8.5100e-004	6.9600e-004
tblVehicleEF	LDT2	0.07	0.46
tblVehicleEF	LDT2	0.13	0.15
tblVehicleEF	LDT2	0.06	0.38
tblVehicleEF	LDT2	0.03	0.03
tblVehicleEF	LDT2	0.07	0.48
tblVehicleEF	LDT2	0.14	0.38
tblVehicleEF	LDT2	7.8730e-003	4.9250e-003
tblVehicleEF	LDT2	7.7350e-003	0.06
tblVehicleEF	LDT2	1.04	1.19
tblVehicleEF	LDT2	1.53	2.30
tblVehicleEF	LDT2	397.09	358.66
tblVehicleEF	LDT2	81.97	69.35
tblVehicleEF	LDT2	0.09	0.08
tblVehicleEF	LDT2	1.7370e-003	1.5300e-003
tblVehicleEF	LDT2	2.4180e-003	1.9480e-003
tblVehicleEF	LDT2	1.5980e-003	1.4080e-003
tblVehicleEF	LDT2	2.2230e-003	1.7910e-003
tblVehicleEF	LDT2	0.14	0.95
tblVehicleEF	LDT2	0.16	0.18
tblVehicleEF	LDT2	0.12	0.80
tblVehicleEF	LDT2	0.02	0.02
tblVehicleEF	LDT2	0.07	0.48
tblVehicleEF	LDT2	0.10	0.29
tblVehicleEF	LDT2	3.9810e-003	3.5480e-003

tblVehicleEF	LDT2	8.4600e-004	6.8600e-004
tblVehicleEF	LDT2	0.14	0.95
tblVehicleEF	LDT2	0.16	0.18
tblVehicleEF	LDT2	0.12	0.80
tblVehicleEF	LDT2	0.03	0.03
tblVehicleEF	LDT2	0.07	0.48
tblVehicleEF	LDT2	0.11	0.32
tblVehicleEF	LDT2	6.7430e-003	4.2090e-003
tblVehicleEF	LDT2	9.2200e-003	0.07
tblVehicleEF	LDT2	0.81	0.92
tblVehicleEF	LDT2	1.82	2.74
tblVehicleEF	LDT2	355.82	328.19
tblVehicleEF	LDT2	81.97	70.22
tblVehicleEF	LDT2	0.09	0.09
tblVehicleEF	LDT2	1.7370e-003	1.5300e-003
tblVehicleEF	LDT2	2.4180e-003	1.9480e-003
tblVehicleEF	LDT2	1.5980e-003	1.4080e-003
tblVehicleEF	LDT2	2.2230e-003	1.7910e-003
tblVehicleEF	LDT2	0.07	0.46
tblVehicleEF	LDT2	0.15	0.16
tblVehicleEF	LDT2	0.05	0.35
tblVehicleEF	LDT2	0.02	0.02
tblVehicleEF	LDT2	0.08	0.56
tblVehicleEF	LDT2	0.12	0.35
tblVehicleEF	LDT2	3.5650e-003	3.2470e-003
tblVehicleEF	LDT2	8.5100e-004	6.9500e-004
tblVehicleEF	LDT2	0.07	0.46

tblVehicleEF	LDT2	0.15	0.16
tblVehicleEF	LDT2	0.05	0.35
tblVehicleEF	LDT2	0.02	0.03
tblVehicleEF	LDT2	0.08	0.56
tblVehicleEF	LDT2	0.14	0.38
tblVehicleEF	LHD1	5.4860e-003	0.07
tblVehicleEF	LHD1	0.01	6.5090e-003
tblVehicleEF	LHD1	0.02	0.02
tblVehicleEF	LHD1	0.15	2.39
tblVehicleEF	LHD1	1.16	0.88
tblVehicleEF	LHD1	2.77	1.03
tblVehicleEF	LHD1	9.23	128.99
tblVehicleEF	LHD1	614.92	648.62
tblVehicleEF	LHD1	30.92	10.79
tblVehicleEF	LHD1	0.09	1.09
tblVehicleEF	LHD1	2.26	1.54
tblVehicleEF	LHD1	9.6600e-004	0.01
tblVehicleEF	LHD1	0.01	9.9680e-003
tblVehicleEF	LHD1	0.02	0.01
tblVehicleEF	LHD1	1.0070e-003	2.6300e-004
tblVehicleEF	LHD1	9.2400e-004	0.01
tblVehicleEF	LHD1	2.5280e-003	2.4920e-003
tblVehicleEF	LHD1	0.01	0.01
tblVehicleEF	LHD1	9.2600e-004	2.4200e-004
tblVehicleEF	LHD1	3.7970e-003	0.04
tblVehicleEF	LHD1	0.11	0.09
tblVehicleEF	LHD1	0.02	0.29

tblVehicleEF	LHD1	1.8480e-003	0.02
tblVehicleEF	LHD1	0.09	0.07
tblVehicleEF	LHD1	0.35	0.60
tblVehicleEF	LHD1	0.29	0.08
tblVehicleEF	LHD1	9.2000e-005	1.2480e-003
tblVehicleEF	LHD1	6.0360e-003	6.3130e-003
tblVehicleEF	LHD1	3.6200e-004	1.0700e-004
tblVehicleEF	LHD1	3.7970e-003	0.04
tblVehicleEF	LHD1	0.11	0.09
tblVehicleEF	LHD1	0.02	0.40
tblVehicleEF	LHD1	1.8480e-003	0.02
tblVehicleEF	LHD1	0.11	0.08
tblVehicleEF	LHD1	0.35	0.60
tblVehicleEF	LHD1	0.31	0.09
tblVehicleEF	LHD1	5.4860e-003	0.07
tblVehicleEF	LHD1	0.01	6.6670e-003
tblVehicleEF	LHD1	0.02	0.02
tblVehicleEF	LHD1	0.15	2.39
tblVehicleEF	LHD1	1.18	0.90
tblVehicleEF	LHD1	2.58	0.97
tblVehicleEF	LHD1	9.23	128.99
tblVehicleEF	LHD1	614.92	648.66
tblVehicleEF	LHD1	30.92	10.67
tblVehicleEF	LHD1	0.09	1.09
tblVehicleEF	LHD1	2.12	1.44
tblVehicleEF	LHD1	9.6600e-004	0.01
tblVehicleEF	LHD1	0.01	9.9680e-003

tblVehicleEF	LHD1	0.02	0.01
tblVehicleEF	LHD1	1.0070e-003	2.6300e-004
tblVehicleEF	LHD1	9.2400e-004	0.01
tblVehicleEF	LHD1	2.5280e-003	2.4920e-003
tblVehicleEF	LHD1	0.01	0.01
tblVehicleEF	LHD1	9.2600e-004	2.4200e-004
tblVehicleEF	LHD1	7.5090e-003	0.09
tblVehicleEF	LHD1	0.13	0.11
tblVehicleEF	LHD1	0.02	0.29
tblVehicleEF	LHD1	4.2150e-003	0.05
tblVehicleEF	LHD1	0.09	0.07
tblVehicleEF	LHD1	0.35	0.60
tblVehicleEF	LHD1	0.27	0.08
tblVehicleEF	LHD1	9.2000e-005	1.2480e-003
tblVehicleEF	LHD1	6.0370e-003	6.3140e-003
tblVehicleEF	LHD1	3.5800e-004	1.0600e-004
tblVehicleEF	LHD1	7.5090e-003	0.09
tblVehicleEF	LHD1	0.13	0.11
tblVehicleEF	LHD1	0.02	0.40
tblVehicleEF	LHD1	4.2150e-003	0.05
tblVehicleEF	LHD1	0.11	0.09
tblVehicleEF	LHD1	0.35	0.60
tblVehicleEF	LHD1	0.30	0.08
tblVehicleEF	LHD1	5.4860e-003	0.07
tblVehicleEF	LHD1	0.01	6.5250e-003
tblVehicleEF	LHD1	0.02	0.02
tblVehicleEF	LHD1	0.15	2.39

tblVehicleEF	LHD1	1.16	0.89
tblVehicleEF	LHD1	2.72	1.02
tblVehicleEF	LHD1	9.23	128.99
tblVehicleEF	LHD1	614.92	648.63
tblVehicleEF	LHD1	30.92	10.76
tblVehicleEF	LHD1	0.09	1.09
tblVehicleEF	LHD1	2.22	1.51
tblVehicleEF	LHD1	9.6600e-004	0.01
tblVehicleEF	LHD1	0.01	9.9680e-003
tblVehicleEF	LHD1	0.02	0.01
tblVehicleEF	LHD1	1.0070e-003	2.6300e-004
tblVehicleEF	LHD1	9.2400e-004	0.01
tblVehicleEF	LHD1	2.5280e-003	2.4920e-003
tblVehicleEF	LHD1	0.01	0.01
tblVehicleEF	LHD1	9.2600e-004	2.4200e-004
tblVehicleEF	LHD1	4.1760e-003	0.05
tblVehicleEF	LHD1	0.13	0.10
tblVehicleEF	LHD1	0.02	0.29
tblVehicleEF	LHD1	1.8200e-003	0.02
tblVehicleEF	LHD1	0.09	0.07
tblVehicleEF	LHD1	0.38	0.64
tblVehicleEF	LHD1	0.28	0.08
tblVehicleEF	LHD1	9.2000e-005	1.2480e-003
tblVehicleEF	LHD1	6.0360e-003	6.3130e-003
tblVehicleEF	LHD1	3.6100e-004	1.0600e-004
tblVehicleEF	LHD1	4.1760e-003	0.05
tblVehicleEF	LHD1	0.13	0.10

tblVehicleEF	LHD1	0.02	0.40
tblVehicleEF	LHD1	1.8200e-003	0.02
tblVehicleEF	LHD1	0.11	0.08
tblVehicleEF	LHD1	0.38	0.64
tblVehicleEF	LHD1	0.31	0.09
tblVehicleEF	LHD2	3.8190e-003	0.04
tblVehicleEF	LHD2	5.2410e-003	4.1580e-003
tblVehicleEF	LHD2	9.1660e-003	9.5080e-003
tblVehicleEF	LHD2	0.12	1.83
tblVehicleEF	LHD2	0.55	0.56
tblVehicleEF	LHD2	1.29	0.61
tblVehicleEF	LHD2	14.32	193.92
tblVehicleEF	LHD2	614.63	648.96
tblVehicleEF	LHD2	24.89	7.78
tblVehicleEF	LHD2	0.12	1.53
tblVehicleEF	LHD2	1.69	1.65
tblVehicleEF	LHD2	1.3030e-003	0.02
tblVehicleEF	LHD2	0.01	0.01
tblVehicleEF	LHD2	0.01	0.01
tblVehicleEF	LHD2	4.2500e-004	1.2600e-004
tblVehicleEF	LHD2	1.2470e-003	0.02
tblVehicleEF	LHD2	2.6810e-003	2.6930e-003
tblVehicleEF	LHD2	0.01	0.01
tblVehicleEF	LHD2	3.9100e-004	1.1600e-004
tblVehicleEF	LHD2	1.4000e-003	0.02
tblVehicleEF	LHD2	0.04	0.05
tblVehicleEF	LHD2	0.01	0.22

tblVehicleEF	LHD2	7.3800e-004	0.01
tblVehicleEF	LHD2	0.06	0.06
tblVehicleEF	LHD2	0.10	0.29
tblVehicleEF	LHD2	0.12	0.05
tblVehicleEF	LHD2	1.4000e-004	1.8530e-003
tblVehicleEF	LHD2	5.9810e-003	6.2610e-003
tblVehicleEF	LHD2	2.7300e-004	7.7000e-005
tblVehicleEF	LHD2	1.4000e-003	0.02
tblVehicleEF	LHD2	0.04	0.05
tblVehicleEF	LHD2	0.02	0.30
tblVehicleEF	LHD2	7.3800e-004	0.01
tblVehicleEF	LHD2	0.07	0.07
tblVehicleEF	LHD2	0.10	0.29
tblVehicleEF	LHD2	0.14	0.05
tblVehicleEF	LHD2	3.8190e-003	0.04
tblVehicleEF	LHD2	5.3190e-003	4.2030e-003
tblVehicleEF	LHD2	8.7380e-003	9.0810e-003
tblVehicleEF	LHD2	0.12	1.83
tblVehicleEF	LHD2	0.56	0.56
tblVehicleEF	LHD2	1.21	0.57
tblVehicleEF	LHD2	14.32	193.92
tblVehicleEF	LHD2	614.63	648.97
tblVehicleEF	LHD2	24.89	7.71
tblVehicleEF	LHD2	0.12	1.53
tblVehicleEF	LHD2	1.59	1.55
tblVehicleEF	LHD2	1.3030e-003	0.02
tblVehicleEF	LHD2	0.01	0.01

tblVehicleEF	LHD2	0.01	0.01
tblVehicleEF	LHD2	4.2500e-004	1.2600e-004
tblVehicleEF	LHD2	1.2470e-003	0.02
tblVehicleEF	LHD2	2.6810e-003	2.6930e-003
tblVehicleEF	LHD2	0.01	0.01
tblVehicleEF	LHD2	3.9100e-004	1.1600e-004
tblVehicleEF	LHD2	2.7070e-003	0.04
tblVehicleEF	LHD2	0.05	0.06
tblVehicleEF	LHD2	0.01	0.22
tblVehicleEF	LHD2	1.6130e-003	0.02
tblVehicleEF	LHD2	0.06	0.06
tblVehicleEF	LHD2	0.10	0.29
tblVehicleEF	LHD2	0.12	0.04
tblVehicleEF	LHD2	1.4000e-004	1.8530e-003
tblVehicleEF	LHD2	5.9810e-003	6.2610e-003
tblVehicleEF	LHD2	2.7100e-004	7.6000e-005
tblVehicleEF	LHD2	2.7070e-003	0.04
tblVehicleEF	LHD2	0.05	0.06
tblVehicleEF	LHD2	0.02	0.30
tblVehicleEF	LHD2	1.6130e-003	0.02
tblVehicleEF	LHD2	0.07	0.07
tblVehicleEF	LHD2	0.10	0.29
tblVehicleEF	LHD2	0.13	0.05
tblVehicleEF	LHD2	3.8190e-003	0.04
tblVehicleEF	LHD2	5.2490e-003	4.1630e-003
tblVehicleEF	LHD2	9.0820e-003	9.4270e-003
tblVehicleEF	LHD2	0.12	1.83

tblVehicleEF	LHD2	0.55	0.56
tblVehicleEF	LHD2	1.27	0.60
tblVehicleEF	LHD2	14.32	193.92
tblVehicleEF	LHD2	614.63	648.96
tblVehicleEF	LHD2	24.89	7.77
tblVehicleEF	LHD2	0.12	1.53
tblVehicleEF	LHD2	1.67	1.62
tblVehicleEF	LHD2	1.3030e-003	0.02
tblVehicleEF	LHD2	0.01	0.01
tblVehicleEF	LHD2	0.01	0.01
tblVehicleEF	LHD2	4.2500e-004	1.2600e-004
tblVehicleEF	LHD2	1.2470e-003	0.02
tblVehicleEF	LHD2	2.6810e-003	2.6930e-003
tblVehicleEF	LHD2	0.01	0.01
tblVehicleEF	LHD2	3.9100e-004	1.1600e-004
tblVehicleEF	LHD2	1.4600e-003	0.02
tblVehicleEF	LHD2	0.05	0.05
tblVehicleEF	LHD2	0.01	0.22
tblVehicleEF	LHD2	7.2300e-004	0.01
tblVehicleEF	LHD2	0.06	0.06
tblVehicleEF	LHD2	0.10	0.31
tblVehicleEF	LHD2	0.12	0.05
tblVehicleEF	LHD2	1.4000e-004	1.8530e-003
tblVehicleEF	LHD2	5.9810e-003	6.2610e-003
tblVehicleEF	LHD2	2.7200e-004	7.7000e-005
tblVehicleEF	LHD2	1.4600e-003	0.02
tblVehicleEF	LHD2	0.05	0.05

tblVehicleEF	LHD2	0.02	0.30
tblVehicleEF	LHD2	7.2300e-004	0.01
tblVehicleEF	LHD2	0.07	0.07
tblVehicleEF	LHD2	0.10	0.31
tblVehicleEF	LHD2	0.13	0.05
tblVehicleEF	MCY	0.42	0.33
tblVehicleEF	MCY	0.16	0.25
tblVehicleEF	MCY	21.02	20.74
tblVehicleEF	MCY	9.91	8.78
tblVehicleEF	MCY	167.12	210.98
tblVehicleEF	MCY	46.87	61.55
tblVehicleEF	MCY	1.17	1.17
tblVehicleEF	MCY	1.8190e-003	1.8280e-003
tblVehicleEF	MCY	3.7460e-003	3.0520e-003
tblVehicleEF	MCY	1.7050e-003	1.7110e-003
tblVehicleEF	MCY	3.5370e-003	2.8770e-003
tblVehicleEF	MCY	1.45	2.89
tblVehicleEF	MCY	0.85	0.84
tblVehicleEF	MCY	0.80	1.59
tblVehicleEF	MCY	2.26	2.23
tblVehicleEF	MCY	0.50	2.04
tblVehicleEF	MCY	2.17	1.90
tblVehicleEF	MCY	2.0790e-003	2.0880e-003
tblVehicleEF	MCY	6.9500e-004	6.0900e-004
tblVehicleEF	MCY	1.45	2.89
tblVehicleEF	MCY	0.85	0.84
tblVehicleEF	MCY	0.80	1.59

tblVehicleEF	MCY	2.76	2.74
tblVehicleEF	MCY	0.50	2.04
tblVehicleEF	MCY	2.37	2.07
tblVehicleEF	MCY	0.41	0.32
tblVehicleEF	MCY	0.14	0.22
tblVehicleEF	MCY	21.14	20.87
tblVehicleEF	MCY	9.06	7.97
tblVehicleEF	MCY	167.12	210.98
tblVehicleEF	MCY	46.87	59.35
tblVehicleEF	MCY	0.99	0.99
tblVehicleEF	MCY	1.8190e-003	1.8280e-003
tblVehicleEF	MCY	3.7460e-003	3.0520e-003
tblVehicleEF	MCY	1.7050e-003	1.7110e-003
tblVehicleEF	MCY	3.5370e-003	2.8770e-003
tblVehicleEF	MCY	3.14	6.27
tblVehicleEF	MCY	1.28	1.28
tblVehicleEF	MCY	2.14	4.24
tblVehicleEF	MCY	2.19	2.17
tblVehicleEF	MCY	0.50	2.03
tblVehicleEF	MCY	1.87	1.63
tblVehicleEF	MCY	2.0790e-003	2.0880e-003
tblVehicleEF	MCY	6.7100e-004	5.8700e-004
tblVehicleEF	MCY	3.14	6.27
tblVehicleEF	MCY	1.28	1.28
tblVehicleEF	MCY	2.14	4.24
tblVehicleEF	MCY	2.69	2.67
tblVehicleEF	MCY	0.50	2.03

tblVehicleEF	MCY	2.03	1.77
tblVehicleEF	MCY	0.42	0.32
tblVehicleEF	MCY	0.15	0.24
tblVehicleEF	MCY	20.06	19.79
tblVehicleEF	MCY	9.53	8.43
tblVehicleEF	MCY	167.12	209.35
tblVehicleEF	MCY	46.87	60.75
tblVehicleEF	MCY	1.13	1.12
tblVehicleEF	MCY	1.8190e-003	1.8280e-003
tblVehicleEF	MCY	3.7460e-003	3.0520e-003
tblVehicleEF	MCY	1.7050e-003	1.7110e-003
tblVehicleEF	MCY	3.5370e-003	2.8770e-003
tblVehicleEF	MCY	1.71	3.40
tblVehicleEF	MCY	1.14	1.12
tblVehicleEF	MCY	0.72	1.42
tblVehicleEF	MCY	2.22	2.20
tblVehicleEF	MCY	0.57	2.32
tblVehicleEF	MCY	2.10	1.83
tblVehicleEF	MCY	2.0630e-003	2.0720e-003
tblVehicleEF	MCY	6.8600e-004	6.0100e-004
tblVehicleEF	MCY	1.71	3.40
tblVehicleEF	MCY	1.14	1.12
tblVehicleEF	MCY	0.72	1.42
tblVehicleEF	MCY	2.71	2.69
tblVehicleEF	MCY	0.57	2.32
tblVehicleEF	MCY	2.28	1.99
tblVehicleEF	MDV	0.01	5.5850e-003

tblVehicleEF	MDV	0.02	0.09
tblVehicleEF	MDV	1.55	1.14
tblVehicleEF	MDV	3.59	3.33
tblVehicleEF	MDV	498.66	414.18
tblVehicleEF	MDV	110.76	87.05
tblVehicleEF	MDV	0.20	0.12
tblVehicleEF	MDV	1.8680e-003	1.6380e-003
tblVehicleEF	MDV	2.5890e-003	2.0560e-003
tblVehicleEF	MDV	1.7240e-003	1.5110e-003
tblVehicleEF	MDV	2.3820e-003	1.8910e-003
tblVehicleEF	MDV	0.10	0.53
tblVehicleEF	MDV	0.21	0.17
tblVehicleEF	MDV	0.09	0.46
tblVehicleEF	MDV	0.04	0.02
tblVehicleEF	MDV	0.11	0.52
tblVehicleEF	MDV	0.28	0.45
tblVehicleEF	MDV	5.0000e-003	4.0950e-003
tblVehicleEF	MDV	1.1710e-003	8.6100e-004
tblVehicleEF	MDV	0.10	0.53
tblVehicleEF	MDV	0.21	0.17
tblVehicleEF	MDV	0.09	0.46
tblVehicleEF	MDV	0.05	0.03
tblVehicleEF	MDV	0.11	0.52
tblVehicleEF	MDV	0.31	0.50
tblVehicleEF	MDV	0.02	6.3910e-003
tblVehicleEF	MDV	0.02	0.08
tblVehicleEF	MDV	1.87	1.39

tblVehicleEF	MDV	2.99	2.75
tblVehicleEF	MDV	542.90	440.29
tblVehicleEF	MDV	110.76	85.88
tblVehicleEF	MDV	0.18	0.11
tblVehicleEF	MDV	1.8680e-003	1.6380e-003
tblVehicleEF	MDV	2.5890e-003	2.0560e-003
tblVehicleEF	MDV	1.7240e-003	1.5110e-003
tblVehicleEF	MDV	2.3820e-003	1.8910e-003
tblVehicleEF	MDV	0.21	1.07
tblVehicleEF	MDV	0.24	0.20
tblVehicleEF	MDV	0.18	0.95
tblVehicleEF	MDV	0.04	0.03
tblVehicleEF	MDV	0.11	0.52
tblVehicleEF	MDV	0.24	0.38
tblVehicleEF	MDV	5.4470e-003	4.3530e-003
tblVehicleEF	MDV	1.1600e-003	8.5000e-004
tblVehicleEF	MDV	0.21	1.07
tblVehicleEF	MDV	0.24	0.20
tblVehicleEF	MDV	0.18	0.95
tblVehicleEF	MDV	0.06	0.04
tblVehicleEF	MDV	0.11	0.52
tblVehicleEF	MDV	0.26	0.42
tblVehicleEF	MDV	0.01	5.4380e-003
tblVehicleEF	MDV	0.02	0.09
tblVehicleEF	MDV	1.47	1.08
tblVehicleEF	MDV	3.53	3.28
tblVehicleEF	MDV	488.33	407.99

tblVehicleEF	MDV	110.76	86.95
tblVehicleEF	MDV	0.19	0.11
tblVehicleEF	MDV	1.8680e-003	1.6380e-003
tblVehicleEF	MDV	2.5890e-003	2.0560e-003
tblVehicleEF	MDV	1.7240e-003	1.5110e-003
tblVehicleEF	MDV	2.3820e-003	1.8910e-003
tblVehicleEF	MDV	0.10	0.51
tblVehicleEF	MDV	0.23	0.19
tblVehicleEF	MDV	0.08	0.43
tblVehicleEF	MDV	0.04	0.02
tblVehicleEF	MDV	0.13	0.60
tblVehicleEF	MDV	0.28	0.45
tblVehicleEF	MDV	4.8960e-003	4.0340e-003
tblVehicleEF	MDV	1.1700e-003	8.6000e-004
tblVehicleEF	MDV	0.10	0.51
tblVehicleEF	MDV	0.23	0.19
tblVehicleEF	MDV	0.08	0.43
tblVehicleEF	MDV	0.05	0.03
tblVehicleEF	MDV	0.13	0.60
tblVehicleEF	MDV	0.31	0.49
tblVehicleEF	MH	0.04	3.7970e-003
tblVehicleEF	MH	0.03	0.00
tblVehicleEF	MH	3.60	0.36
tblVehicleEF	MH	6.96	0.00
tblVehicleEF	MH	1,048.28	951.23
tblVehicleEF	MH	59.91	0.00
tblVehicleEF	MH	1.64	4.54

tblVehicleEF	MH	0.01	0.02
tblVehicleEF	MH	0.04	0.14
tblVehicleEF	MH	1.2510e-003	0.00
tblVehicleEF	MH	3.2210e-003	4.0000e-003
tblVehicleEF	MH	0.04	0.14
tblVehicleEF	MH	1.1500e-003	0.00
tblVehicleEF	MH	1.56	0.00
tblVehicleEF	MH	0.09	0.00
tblVehicleEF	MH	0.54	0.00
tblVehicleEF	MH	0.12	0.08
tblVehicleEF	MH	0.03	0.00
tblVehicleEF	MH	0.40	0.00
tblVehicleEF	MH	0.01	8.9930e-003
tblVehicleEF	MH	7.2000e-004	0.00
tblVehicleEF	MH	1.56	0.00
tblVehicleEF	MH	0.09	0.00
tblVehicleEF	MH	0.54	0.00
tblVehicleEF	MH	0.17	0.09
tblVehicleEF	MH	0.03	0.00
tblVehicleEF	MH	0.44	0.00
tblVehicleEF	MH	0.04	3.7970e-003
tblVehicleEF	MH	0.03	0.00
tblVehicleEF	MH	3.74	0.36
tblVehicleEF	MH	6.31	0.00
tblVehicleEF	MH	1,048.28	951.23
tblVehicleEF	MH	59.91	0.00
tblVehicleEF	MH	1.50	4.26

tblVehicleEF	MH	0.01	0.02
tblVehicleEF	MH	0.04	0.14
tblVehicleEF	MH	1.2510e-003	0.00
tblVehicleEF	MH	3.2210e-003	4.0000e-003
tblVehicleEF	MH	0.04	0.14
tblVehicleEF	MH	1.1500e-003	0.00
tblVehicleEF	MH	3.12	0.00
tblVehicleEF	MH	0.11	0.00
tblVehicleEF	MH	1.30	0.00
tblVehicleEF	MH	0.12	0.08
tblVehicleEF	MH	0.03	0.00
tblVehicleEF	MH	0.37	0.00
tblVehicleEF	MH	0.01	8.9930e-003
tblVehicleEF	MH	7.0900e-004	0.00
tblVehicleEF	MH	3.12	0.00
tblVehicleEF	MH	0.11	0.00
tblVehicleEF	MH	1.30	0.00
tblVehicleEF	MH	0.17	0.09
tblVehicleEF	MH	0.03	0.00
tblVehicleEF	MH	0.41	0.00
tblVehicleEF	MH	0.04	3.7970e-003
tblVehicleEF	MH	0.03	0.00
tblVehicleEF	MH	3.61	0.36
tblVehicleEF	MH	6.87	0.00
tblVehicleEF	MH	1,048.28	951.23
tblVehicleEF	MH	59.91	0.00
tblVehicleEF	MH	1.61	4.46

tblVehicleEF	MH	0.01	0.02
tblVehicleEF	MH	0.04	0.14
tblVehicleEF	MH	1.2510e-003	0.00
tblVehicleEF	MH	3.2210e-003	4.0000e-003
tblVehicleEF	MH	0.04	0.14
tblVehicleEF	MH	1.1500e-003	0.00
tblVehicleEF	MH	1.88	0.00
tblVehicleEF	MH	0.12	0.00
tblVehicleEF	MH	0.56	0.00
tblVehicleEF	MH	0.12	0.08
tblVehicleEF	MH	0.03	0.00
tblVehicleEF	MH	0.40	0.00
tblVehicleEF	MH	0.01	8.9930e-003
tblVehicleEF	MH	7.1900e-004	0.00
tblVehicleEF	MH	1.88	0.00
tblVehicleEF	MH	0.12	0.00
tblVehicleEF	MH	0.56	0.00
tblVehicleEF	MH	0.17	0.09
tblVehicleEF	MH	0.03	0.00
tblVehicleEF	MH	0.43	0.00
tblVehicleEF	MHD	0.02	0.04
tblVehicleEF	MHD	4.1450e-003	3.4880e-003
tblVehicleEF	MHD	0.06	8.5120e-003
tblVehicleEF	MHD	0.33	3.72
tblVehicleEF	MHD	0.31	0.35
tblVehicleEF	MHD	6.00	0.97
tblVehicleEF	MHD	155.10	763.26

tblVehicleEF	MHD	1,105.72	999.60
tblVehicleEF	MHD	53.92	8.24
tblVehicleEF	MHD	0.63	5.60
tblVehicleEF	MHD	1.08	1.54
tblVehicleEF	MHD	4.3700e-004	0.01
tblVehicleEF	MHD	5.5780e-003	0.03
tblVehicleEF	MHD	8.2200e-004	1.0000e-004
tblVehicleEF	MHD	4.1800e-004	0.01
tblVehicleEF	MHD	5.3330e-003	0.03
tblVehicleEF	MHD	7.5600e-004	9.2000e-005
tblVehicleEF	MHD	1.4330e-003	6.5510e-003
tblVehicleEF	MHD	0.05	0.02
tblVehicleEF	MHD	0.02	0.20
tblVehicleEF	MHD	7.1400e-004	3.3140e-003
tblVehicleEF	MHD	0.04	0.05
tblVehicleEF	MHD	0.02	0.11
tblVehicleEF	MHD	0.36	0.04
tblVehicleEF	MHD	1.4910e-003	7.2390e-003
tblVehicleEF	MHD	0.01	9.5250e-003
tblVehicleEF	MHD	6.4400e-004	8.2000e-005
tblVehicleEF	MHD	1.4330e-003	6.5510e-003
tblVehicleEF	MHD	0.05	0.02
tblVehicleEF	MHD	0.03	0.26
tblVehicleEF	MHD	7.1400e-004	3.3140e-003
tblVehicleEF	MHD	0.05	0.06
tblVehicleEF	MHD	0.02	0.11
tblVehicleEF	MHD	0.40	0.05

tblVehicleEF	MHD	0.02	0.03
tblVehicleEF	MHD	4.2290e-003	3.5290e-003
tblVehicleEF	MHD	0.05	8.1180e-003
tblVehicleEF	MHD	0.24	3.14
tblVehicleEF	MHD	0.32	0.36
tblVehicleEF	MHD	5.61	0.91
tblVehicleEF	MHD	164.29	771.16
tblVehicleEF	MHD	1,105.72	999.60
tblVehicleEF	MHD	53.92	8.13
tblVehicleEF	MHD	0.65	5.60
tblVehicleEF	MHD	1.01	1.44
tblVehicleEF	MHD	3.6900e-004	0.01
tblVehicleEF	MHD	5.5780e-003	0.03
tblVehicleEF	MHD	8.2200e-004	1.0000e-004
tblVehicleEF	MHD	3.5300e-004	0.01
tblVehicleEF	MHD	5.3330e-003	0.03
tblVehicleEF	MHD	7.5600e-004	9.2000e-005
tblVehicleEF	MHD	2.8480e-003	0.01
tblVehicleEF	MHD	0.05	0.02
tblVehicleEF	MHD	0.02	0.19
tblVehicleEF	MHD	1.6690e-003	7.6700e-003
tblVehicleEF	MHD	0.04	0.05
tblVehicleEF	MHD	0.02	0.11
tblVehicleEF	MHD	0.35	0.04
tblVehicleEF	MHD	1.5770e-003	7.3150e-003
tblVehicleEF	MHD	0.01	9.5250e-003
tblVehicleEF	MHD	6.3800e-004	8.1000e-005

tblVehicleEF	MHD	2.8480e-003	0.01
tblVehicleEF	MHD	0.05	0.02
tblVehicleEF	MHD	0.03	0.25
tblVehicleEF	MHD	1.6690e-003	7.6700e-003
tblVehicleEF	MHD	0.05	0.06
tblVehicleEF	MHD	0.02	0.11
tblVehicleEF	MHD	0.38	0.05
tblVehicleEF	MHD	0.02	0.04
tblVehicleEF	MHD	4.1530e-003	3.4910e-003
tblVehicleEF	MHD	0.06	8.4150e-003
tblVehicleEF	MHD	0.46	4.54
tblVehicleEF	MHD	0.31	0.35
tblVehicleEF	MHD	5.90	0.96
tblVehicleEF	MHD	142.41	752.30
tblVehicleEF	MHD	1,105.72	999.60
tblVehicleEF	MHD	53.92	8.22
tblVehicleEF	MHD	0.60	5.60
tblVehicleEF	MHD	1.06	1.51
tblVehicleEF	MHD	5.3200e-004	0.02
tblVehicleEF	MHD	5.5780e-003	0.03
tblVehicleEF	MHD	8.2200e-004	1.0000e-004
tblVehicleEF	MHD	5.0900e-004	0.02
tblVehicleEF	MHD	5.3330e-003	0.03
tblVehicleEF	MHD	7.5600e-004	9.2000e-005
tblVehicleEF	MHD	1.5800e-003	7.1340e-003
tblVehicleEF	MHD	0.05	0.02
tblVehicleEF	MHD	0.03	0.21

tblVehicleEF	MHD	7.0500e-004	3.2580e-003
tblVehicleEF	MHD	0.04	0.05
tblVehicleEF	MHD	0.02	0.12
tblVehicleEF	MHD	0.36	0.04
tblVehicleEF	MHD	1.3710e-003	7.1340e-003
tblVehicleEF	MHD	0.01	9.5250e-003
tblVehicleEF	MHD	6.4300e-004	8.1000e-005
tblVehicleEF	MHD	1.5800e-003	7.1340e-003
tblVehicleEF	MHD	0.05	0.02
tblVehicleEF	MHD	0.04	0.28
tblVehicleEF	MHD	7.0500e-004	3.2580e-003
tblVehicleEF	MHD	0.05	0.06
tblVehicleEF	MHD	0.02	0.12
tblVehicleEF	MHD	0.39	0.05
tblVehicleEF	OBUS	0.01	0.15
tblVehicleEF	OBUS	0.01	8.5440e-003
tblVehicleEF	OBUS	0.03	0.03
tblVehicleEF	OBUS	0.27	8.14
tblVehicleEF	OBUS	0.73	0.98
tblVehicleEF	OBUS	6.67	2.73
tblVehicleEF	OBUS	70.21	1,123.19
tblVehicleEF	OBUS	1,126.32	1,475.42
tblVehicleEF	OBUS	71.08	21.88
tblVehicleEF	OBUS	0.32	4.83
tblVehicleEF	OBUS	1.10	1.13
tblVehicleEF	OBUS	1.1300e-004	8.4380e-003
tblVehicleEF	OBUS	5.4210e-003	0.01

tblVehicleEF	OBUS	9.1200e-004	2.3000e-004
tblVehicleEF	OBUS	1.0800e-004	8.0730e-003
tblVehicleEF	OBUS	5.1650e-003	0.01
tblVehicleEF	OBUS	8.3900e-004	2.1200e-004
tblVehicleEF	OBUS	2.2350e-003	0.05
tblVehicleEF	OBUS	0.02	0.03
tblVehicleEF	OBUS	0.04	0.82
tblVehicleEF	OBUS	9.4600e-004	0.02
tblVehicleEF	OBUS	0.05	0.06
tblVehicleEF	OBUS	0.05	0.31
tblVehicleEF	OBUS	0.41	0.13
tblVehicleEF	OBUS	6.8200e-004	0.01
tblVehicleEF	OBUS	0.01	0.01
tblVehicleEF	OBUS	8.2800e-004	2.1700e-004
tblVehicleEF	OBUS	2.2350e-003	0.05
tblVehicleEF	OBUS	0.02	0.03
tblVehicleEF	OBUS	0.05	1.10
tblVehicleEF	OBUS	9.4600e-004	0.02
tblVehicleEF	OBUS	0.06	0.07
tblVehicleEF	OBUS	0.05	0.31
tblVehicleEF	OBUS	0.45	0.14
tblVehicleEF	OBUS	0.01	0.16
tblVehicleEF	OBUS	0.01	8.7760e-003
tblVehicleEF	OBUS	0.03	0.02
tblVehicleEF	OBUS	0.26	8.00
tblVehicleEF	OBUS	0.75	1.01
tblVehicleEF	OBUS	6.11	2.51

tblVehicleEF	OBUS	73.34	1,120.89
tblVehicleEF	OBUS	1,126.32	1,475.46
tblVehicleEF	OBUS	71.08	21.50
tblVehicleEF	OBUS	0.33	4.72
tblVehicleEF	OBUS	1.02	1.04
tblVehicleEF	OBUS	9.5000e-005	7.1700e-003
tblVehicleEF	OBUS	5.4210e-003	0.01
tblVehicleEF	OBUS	9.1200e-004	2.3000e-004
tblVehicleEF	OBUS	9.1000e-005	6.8600e-003
tblVehicleEF	OBUS	5.1650e-003	0.01
tblVehicleEF	OBUS	8.3900e-004	2.1200e-004
tblVehicleEF	OBUS	4.3510e-003	0.09
tblVehicleEF	OBUS	0.02	0.03
tblVehicleEF	OBUS	0.04	0.83
tblVehicleEF	OBUS	2.1830e-003	0.04
tblVehicleEF	OBUS	0.05	0.06
tblVehicleEF	OBUS	0.05	0.31
tblVehicleEF	OBUS	0.39	0.12
tblVehicleEF	OBUS	7.1200e-004	0.01
tblVehicleEF	OBUS	0.01	0.01
tblVehicleEF	OBUS	8.1800e-004	2.1300e-004
tblVehicleEF	OBUS	4.3510e-003	0.09
tblVehicleEF	OBUS	0.02	0.03
tblVehicleEF	OBUS	0.05	1.11
tblVehicleEF	OBUS	2.1830e-003	0.04
tblVehicleEF	OBUS	0.07	0.08
tblVehicleEF	OBUS	0.05	0.31

tblVehicleEF	OBUS	0.42	0.14
tblVehicleEF	OBUS	0.01	0.15
tblVehicleEF	OBUS	0.01	8.5700e-003
tblVehicleEF	OBUS	0.03	0.03
tblVehicleEF	OBUS	0.28	8.35
tblVehicleEF	OBUS	0.73	0.99
tblVehicleEF	OBUS	6.62	2.71
tblVehicleEF	OBUS	65.88	1,126.37
tblVehicleEF	OBUS	1,126.32	1,475.42
tblVehicleEF	OBUS	71.08	21.85
tblVehicleEF	OBUS	0.31	4.99
tblVehicleEF	OBUS	1.08	1.11
tblVehicleEF	OBUS	1.3700e-004	0.01
tblVehicleEF	OBUS	5.4210e-003	0.01
tblVehicleEF	OBUS	9.1200e-004	2.3000e-004
tblVehicleEF	OBUS	1.3100e-004	9.7470e-003
tblVehicleEF	OBUS	5.1650e-003	0.01
tblVehicleEF	OBUS	8.3900e-004	2.1200e-004
tblVehicleEF	OBUS	2.3980e-003	0.05
tblVehicleEF	OBUS	0.02	0.03
tblVehicleEF	OBUS	0.04	0.81
tblVehicleEF	OBUS	9.5900e-004	0.02
tblVehicleEF	OBUS	0.05	0.06
tblVehicleEF	OBUS	0.05	0.33
tblVehicleEF	OBUS	0.41	0.13
tblVehicleEF	OBUS	6.4100e-004	0.01
tblVehicleEF	OBUS	0.01	0.01

tblVehicleEF	OBUS	8.2700e-004	2.1600e-004
tblVehicleEF	OBUS	2.3980e-003	0.05
tblVehicleEF	OBUS	0.02	0.03
tblVehicleEF	OBUS	0.05	1.09
tblVehicleEF	OBUS	9.5900e-004	0.02
tblVehicleEF	OBUS	0.06	0.08
tblVehicleEF	OBUS	0.05	0.33
tblVehicleEF	OBUS	0.45	0.14
tblVehicleEF	SBUS	0.86	0.42
tblVehicleEF	SBUS	0.01	6.8550e-003
tblVehicleEF	SBUS	0.07	4.0770e-003
tblVehicleEF	SBUS	5.64	19.45
tblVehicleEF	SBUS	0.71	0.58
tblVehicleEF	SBUS	5.49	0.55
tblVehicleEF	SBUS	1,270.71	3,450.42
tblVehicleEF	SBUS	1,144.20	1,128.72
tblVehicleEF	SBUS	36.06	3.21
tblVehicleEF	SBUS	12.46	34.41
tblVehicleEF	SBUS	5.17	5.07
tblVehicleEF	SBUS	0.01	0.04
tblVehicleEF	SBUS	0.01	0.01
tblVehicleEF	SBUS	0.03	0.03
tblVehicleEF	SBUS	5.0600e-004	3.0000e-005
tblVehicleEF	SBUS	0.01	0.04
tblVehicleEF	SBUS	2.7630e-003	2.7660e-003
tblVehicleEF	SBUS	0.03	0.03
tblVehicleEF	SBUS	4.6500e-004	2.8000e-005

tblVehicleEF	SBUS	3.0740e-003	7.5770e-003
tblVehicleEF	SBUS	0.02	5.5390e-003
tblVehicleEF	SBUS	0.68	2.03
tblVehicleEF	SBUS	1.3130e-003	3.5730e-003
tblVehicleEF	SBUS	0.12	0.10
tblVehicleEF	SBUS	0.01	0.04
tblVehicleEF	SBUS	0.28	0.02
tblVehicleEF	SBUS	0.01	0.03
tblVehicleEF	SBUS	0.01	0.01
tblVehicleEF	SBUS	4.5600e-004	3.2000e-005
tblVehicleEF	SBUS	3.0740e-003	7.5770e-003
tblVehicleEF	SBUS	0.02	5.5390e-003
tblVehicleEF	SBUS	0.97	2.89
tblVehicleEF	SBUS	1.3130e-003	3.5730e-003
tblVehicleEF	SBUS	0.14	0.11
tblVehicleEF	SBUS	0.01	0.04
tblVehicleEF	SBUS	0.31	0.03
tblVehicleEF	SBUS	0.86	0.43
tblVehicleEF	SBUS	0.01	6.9390e-003
tblVehicleEF	SBUS	0.06	3.3780e-003
tblVehicleEF	SBUS	5.48	19.07
tblVehicleEF	SBUS	0.72	0.59
tblVehicleEF	SBUS	3.76	0.39
tblVehicleEF	SBUS	1,335.64	3,531.60
tblVehicleEF	SBUS	1,144.20	1,128.74
tblVehicleEF	SBUS	36.06	2.94
tblVehicleEF	SBUS	12.86	35.11

tblVehicleEF	SBUS	4.84	4.75
tblVehicleEF	SBUS	0.01	0.03
tblVehicleEF	SBUS	0.01	0.01
tblVehicleEF	SBUS	0.03	0.03
tblVehicleEF	SBUS	5.0600e-004	3.0000e-005
tblVehicleEF	SBUS	0.01	0.03
tblVehicleEF	SBUS	2.7630e-003	2.7660e-003
tblVehicleEF	SBUS	0.03	0.03
tblVehicleEF	SBUS	4.6500e-004	2.8000e-005
tblVehicleEF	SBUS	5.9210e-003	0.01
tblVehicleEF	SBUS	0.02	5.8520e-003
tblVehicleEF	SBUS	0.67	2.03
tblVehicleEF	SBUS	2.9370e-003	6.9140e-003
tblVehicleEF	SBUS	0.12	0.10
tblVehicleEF	SBUS	9.6420e-003	0.03
tblVehicleEF	SBUS	0.23	0.02
tblVehicleEF	SBUS	0.01	0.03
tblVehicleEF	SBUS	0.01	0.01
tblVehicleEF	SBUS	4.2700e-004	2.9000e-005
tblVehicleEF	SBUS	5.9210e-003	0.01
tblVehicleEF	SBUS	0.02	5.8520e-003
tblVehicleEF	SBUS	0.96	2.89
tblVehicleEF	SBUS	2.9370e-003	6.9140e-003
tblVehicleEF	SBUS	0.14	0.12
tblVehicleEF	SBUS	9.6420e-003	0.03
tblVehicleEF	SBUS	0.25	0.02
tblVehicleEF	SBUS	0.86	0.42

tblVehicleEF	SBUS	0.01	6.8510e-003
tblVehicleEF	SBUS	0.07	4.1760e-003
tblVehicleEF	SBUS	5.85	19.98
tblVehicleEF	SBUS	0.71	0.58
tblVehicleEF	SBUS	5.54	0.57
tblVehicleEF	SBUS	1,181.05	3,338.32
tblVehicleEF	SBUS	1,144.20	1,128.72
tblVehicleEF	SBUS	36.06	3.24
tblVehicleEF	SBUS	11.91	33.44
tblVehicleEF	SBUS	5.09	4.99
tblVehicleEF	SBUS	0.02	0.05
tblVehicleEF	SBUS	0.01	0.01
tblVehicleEF	SBUS	0.03	0.03
tblVehicleEF	SBUS	5.0600e-004	3.0000e-005
tblVehicleEF	SBUS	0.02	0.05
tblVehicleEF	SBUS	2.7630e-003	2.7660e-003
tblVehicleEF	SBUS	0.03	0.03
tblVehicleEF	SBUS	4.6500e-004	2.8000e-005
tblVehicleEF	SBUS	3.2090e-003	7.4530e-003
tblVehicleEF	SBUS	0.02	5.8800e-003
tblVehicleEF	SBUS	0.68	2.04
tblVehicleEF	SBUS	1.2980e-003	3.6250e-003
tblVehicleEF	SBUS	0.12	0.10
tblVehicleEF	SBUS	0.01	0.05
tblVehicleEF	SBUS	0.29	0.02
tblVehicleEF	SBUS	0.01	0.03
tblVehicleEF	SBUS	0.01	0.01

tblVehicleEF	SBUS	4.5600e-004	3.2000e-005
tblVehicleEF	SBUS	3.2090e-003	7.4530e-003
tblVehicleEF	SBUS	0.02	5.8800e-003
tblVehicleEF	SBUS	0.97	2.89
tblVehicleEF	SBUS	1.2980e-003	3.6250e-003
tblVehicleEF	SBUS	0.14	0.11
tblVehicleEF	SBUS	0.01	0.05
tblVehicleEF	SBUS	0.32	0.03
tblVehicleEF	UBUS	1.95	1.9690e-003
tblVehicleEF	UBUS	0.09	0.02
tblVehicleEF	UBUS	9.79	0.05
tblVehicleEF	UBUS	14.93	1.43
tblVehicleEF	UBUS	1,861.83	392.71
tblVehicleEF	UBUS	135.15	16.90
tblVehicleEF	UBUS	6.43	0.05
tblVehicleEF	UBUS	0.52	0.03
tblVehicleEF	UBUS	0.01	2.9850e-003
tblVehicleEF	UBUS	0.07	4.6500e-004
tblVehicleEF	UBUS	1.3790e-003	1.8900e-004
tblVehicleEF	UBUS	0.22	0.01
tblVehicleEF	UBUS	3.0000e-003	7.4600e-004
tblVehicleEF	UBUS	0.07	4.2900e-004
tblVehicleEF	UBUS	1.2680e-003	1.7400e-004
tblVehicleEF	UBUS	8.4220e-003	1.5320e-003
tblVehicleEF	UBUS	0.12	8.4710e-003
tblVehicleEF	UBUS	4.0730e-003	2.6090e-003
tblVehicleEF	UBUS	0.66	3.0050e-003

tblVehicleEF	UBUS	0.02	0.04
tblVehicleEF	UBUS	1.19	0.06
tblVehicleEF	UBUS	0.01	3.8820e-003
tblVehicleEF	UBUS	1.6230e-003	1.6700e-004
tblVehicleEF	UBUS	8.4220e-003	1.5320e-003
tblVehicleEF	UBUS	0.12	8.4710e-003
tblVehicleEF	UBUS	4.0730e-003	2.6090e-003
tblVehicleEF	UBUS	2.68	5.3540e-003
tblVehicleEF	UBUS	0.02	3.98
tblVehicleEF	UBUS	1.30	0.07
tblVehicleEF	UBUS	1.95	2.0010e-003
tblVehicleEF	UBUS	0.08	0.01
tblVehicleEF	UBUS	9.90	0.05
tblVehicleEF	UBUS	12.23	1.17
tblVehicleEF	UBUS	1,861.83	392.72
tblVehicleEF	UBUS	135.15	16.47
tblVehicleEF	UBUS	5.98	0.05
tblVehicleEF	UBUS	0.52	0.03
tblVehicleEF	UBUS	0.01	2.9850e-003
tblVehicleEF	UBUS	0.07	4.6500e-004
tblVehicleEF	UBUS	1.3790e-003	1.8900e-004
tblVehicleEF	UBUS	0.22	0.01
tblVehicleEF	UBUS	3.0000e-003	7.4600e-004
tblVehicleEF	UBUS	0.07	4.2900e-004
tblVehicleEF	UBUS	1.2680e-003	1.7400e-004
tblVehicleEF	UBUS	0.02	2.9020e-003
tblVehicleEF	UBUS	0.15	0.01

tblVehicleEF	UBUS	9.6640e-003	5.9090e-003
tblVehicleEF	UBUS	0.67	3.0930e-003
tblVehicleEF	UBUS	0.02	0.04
tblVehicleEF	UBUS	1.06	0.06
tblVehicleEF	UBUS	0.01	3.8820e-003
tblVehicleEF	UBUS	1.5760e-003	1.6300e-004
tblVehicleEF	UBUS	0.02	2.9020e-003
tblVehicleEF	UBUS	0.15	0.01
tblVehicleEF	UBUS	9.6640e-003	5.9090e-003
tblVehicleEF	UBUS	2.69	5.4830e-003
tblVehicleEF	UBUS	0.02	3.98
tblVehicleEF	UBUS	1.16	0.06
tblVehicleEF	UBUS	1.95	1.9730e-003
tblVehicleEF	UBUS	0.09	0.02
tblVehicleEF	UBUS	9.80	0.05
tblVehicleEF	UBUS	14.43	1.39
tblVehicleEF	UBUS	1,861.83	392.71
tblVehicleEF	UBUS	135.15	16.85
tblVehicleEF	UBUS	6.31	0.05
tblVehicleEF	UBUS	0.52	0.03
tblVehicleEF	UBUS	0.01	2.9850e-003
tblVehicleEF	UBUS	0.07	4.6500e-004
tblVehicleEF	UBUS	1.3790e-003	1.8900e-004
tblVehicleEF	UBUS	0.22	0.01
tblVehicleEF	UBUS	3.0000e-003	7.4600e-004
tblVehicleEF	UBUS	0.07	4.2900e-004
tblVehicleEF	UBUS	1.2680e-003	1.7400e-004

tblVehicleEF	UBUS	9.6690e-003	1.6220e-003
tblVehicleEF	UBUS	0.15	9.7130e-003
tblVehicleEF	UBUS	4.2700e-003	2.5930e-003
tblVehicleEF	UBUS	0.66	3.0140e-003
tblVehicleEF	UBUS	0.03	0.04
tblVehicleEF	UBUS	1.17	0.06
tblVehicleEF	UBUS	0.01	3.8820e-003
tblVehicleEF	UBUS	1.6140e-003	1.6700e-004
tblVehicleEF	UBUS	9.6690e-003	1.6220e-003
tblVehicleEF	UBUS	0.15	9.7130e-003
tblVehicleEF	UBUS	4.2700e-003	2.5930e-003
tblVehicleEF	UBUS	2.68	5.3680e-003
tblVehicleEF	UBUS	0.03	3.99
tblVehicleEF	UBUS	1.28	0.07
tblVehicleTrips	CC_TL	8.40	0.00
tblVehicleTrips	CC_TL	8.40	0.00
tblVehicleTrips	CC_TL	8.40	0.00
tblVehicleTrips	CC_TL	8.40	0.00
tblVehicleTrips	CNW_TL	6.90	0.00
tblVehicleTrips	CNW_TL	6.90	0.00
tblVehicleTrips	CNW_TL	6.90	0.00
tblVehicleTrips	CNW_TL	6.90	0.00
tblVehicleTrips	CNW_TTP	41.00	0.00
tblVehicleTrips	CNW_TTP	41.00	0.00
tblVehicleTrips	CW_TL	16.60	0.00
tblVehicleTrips	CW_TL	16.60	0.00
tblVehicleTrips	CW_TL	16.60	0.00

tblVehicleTrips	CW_TL	16.60	0.00
tblVehicleTrips	CW_TTP	59.00	0.00
tblVehicleTrips	CW_TTP	59.00	0.00
tblVehicleTrips	DV_TP	5.00	0.00
tblVehicleTrips	DV_TP	5.00	0.00
tblVehicleTrips	PB_TP	3.00	0.00
tblVehicleTrips	PB_TP	3.00	0.00
tblVehicleTrips	PR_TP	92.00	0.00
tblVehicleTrips	PR_TP	92.00	0.00
tblVehicleTrips	ST_TR	1.68	0.00
tblVehicleTrips	ST_TR	1.68	0.00
tblVehicleTrips	SU_TR	1.68	0.00
tblVehicleTrips	SU_TR	1.68	0.00
tblVehicleTrips	WD_TR	1.68	0.00
tblVehicleTrips	WD_TR	1.68	0.00
tblWater	IndoorWaterUseRate	37,758,500.00	0.00
tblWater	IndoorWaterUseRate	151,034,000.00	0.00

2.0 Emissions Summary

2.1 Overall Construction (Maximum Daily Emission)

Unmitigated Construction

	ROG	NOx	CO	SO2	Fugitive PM10	Exhaust PM10	PM10 Total	Fugitive PM2.5	Exhaust PM2.5	PM2.5 Total	Bio- CO2	NBio- CO2	Total CO2	CH4	N2O	CO2e
Year	lb/day										lb/day					
2020	24.6807	73.4444	78.6384	0.2169	10.8245	2.6562	13.4807	3.7368	2.4829	6.0821	0.0000	21,750.0137	21,750.0137	2.5275	0.0000	21,813.2002
2021	23.8359	66.8561	75.1505	0.2138	10.8245	2.2503	13.0748	2.9084	2.1014	5.0098	0.0000	21,447.6154	21,447.6154	2.4773	0.0000	21,509.5463
Maximum	**24.6807**	**73.4444**	**78.6384**	**0.2169**	**10.8245**	**2.6562**	**13.4807**	**3.7368**	**2.4829**	**6.0821**	**0.0000**	**21,750.0137**	**21,750.0137**	**2.5275**	**0.0000**	**21,813.2002**

Mitigated Construction

	ROG	NOx	CO	SO2	Fugitive PM10	Exhaust PM10	PM10 Total	Fugitive PM2.5	Exhaust PM2.5	PM2.5 Total	Bio- CO2	NBio- CO2	Total CO2	CH4	N2O	CO2e
Year	lb/day										lb/day					
2020	24.6807	73.4444	78.6384	0.2169	10.8245	2.6562	13.4807	2.9084	2.4829	5.3914	0.0000	21,750.0137	21,750.0137	2.5275	0.0000	21,813.2002
2021	23.8359	66.8561	75.1505	0.2138	10.8245	2.2503	13.0748	2.9084	2.1014	5.0098	0.0000	21,447.6153	21,447.6153	2.4773	0.0000	21,509.5463
Maximum	**24.6807**	**73.4444**	**78.6384**	**0.2169**	**10.8245**	**2.6562**	**13.4807**	**2.9084**	**2.4829**	**5.3914**	**0.0000**	**21,750.0137**	**21,750.0137**	**2.5275**	**0.0000**	**21,813.2002**

	ROG	**NOx**	**CO**	**SO2**	**Fugitive PM10**	**Exhaust PM10**	**PM10 Total**	**Fugitive PM2.5**	**Exhaust PM2.5**	**PM2.5 Total**	**Bio- CO2**	**NBio-CO2**	**Total CO2**	**CH4**	**N20**	**CO2e**
Percent Reduction	**0.00**	**0.00**	**0.00**	**0.00**	**0.00**	**0.00**	**0.00**	**12.47**	**0.00**	**6.23**	**0.00**	**0.00**	**0.00**	**0.00**	**0.00**	**0.00**

2.2 Overall Operational

Unmitigated Operational

	ROG	NOx	CO	SO2	Fugitive PM10	Exhaust PM10	PM10 Total	Fugitive PM2.5	Exhaust PM2.5	PM2.5 Total	Bio- CO2	NBio- CO2	Total CO2	CH4	N2O	CO2e
Category	lb/day										lb/day					
Area	18.5825	1.4600e-003	0.1589	1.0000e-005		5.7000e-004	5.7000e-004		5.7000e-004	5.7000e-004		0.3393	0.3393	9.0000e-004		0.3618
Energy	0.0000	0.0000	0.0000	0.0000		0.0000	0.0000		0.0000	0.0000		0.0000	0.0000	0.0000	0.0000	0.0000
Mobile	0.0000	0.0000	0.0000	0.0000	0.0000	0.0000	0.0000	0.0000	0.0000	0.0000		0.0000	0.0000	0.0000		0.0000
Total	**18.5825**	**1.4600e-003**	**0.1589**	**1.0000e-005**	**0.0000**	**5.7000e-004**	**5.7000e-004**	**0.0000**	**5.7000e-004**	**5.7000e-004**		**0.3393**	**0.3393**	**9.0000e-004**	**0.0000**	**0.3618**

Mitigated Operational

	ROG	NOx	CO	SO2	Fugitive PM10	Exhaust PM10	PM10 Total	Fugitive PM2.5	Exhaust PM2.5	PM2.5 Total	Bio- CO2	NBio- CO2	Total CO2	CH4	N2O	CO2e
Category	lb/day										lb/day					
Area	18.5825	1.4600e-003	0.1589	1.0000e-005		5.7000e-004	5.7000e-004		5.7000e-004	5.7000e-004		0.3393	0.3393	9.0000e-004		0.3618
Energy	0.0000	0.0000	0.0000	0.0000		0.0000	0.0000		0.0000	0.0000		0.0000	0.0000	0.0000	0.0000	0.0000
Mobile	0.0000	0.0000	0.0000	0.0000	0.0000	0.0000	0.0000	0.0000	0.0000	0.0000		0.0000	0.0000	0.0000		0.0000
Total	**18.5825**	**1.4600e-003**	**0.1589**	**1.0000e-005**	**0.0000**	**5.7000e-004**	**5.7000e-004**	**0.0000**	**5.7000e-004**	**5.7000e-004**		**0.3393**	**0.3393**	**9.0000e-004**	**0.0000**	**0.3618**

	ROG	NOx	CO	SO2	Fugitive PM10	Exhaust PM10	PM10 Total	Fugitive PM2.5	Exhaust PM2.5	PM2.5 Total	Bio- CO2	NBio-CO2	Total CO2	CH4	N20	CO2e
Percent Reduction	**0.00**	**0.00**	**0.00**	**0.00**	**0.00**	**0.00**	**0.00**	**0.00**	**0.00**	**0.00**	**0.00**	**0.00**	**0.00**	**0.00**	**0.00**	**0.00**

3.0 Construction Detail

Construction Phase

Phase Number	Phase Name	Phase Type	Start Date	End Date	Num Days Week	Num Days	Phase Description
1	Demolition	Demolition	4/1/2020	4/28/2020	5	20	
2	Grading	Grading	5/1/2020	6/15/2020	5	32	
3	Off-Site Improvements	Trenching	5/1/2020	3/31/2021	5	239	
4	Building Construction	Building Construction	6/16/2020	2/26/2021	5	184	
5	Paving	Paving	12/12/2020	2/26/2021	5	55	
6	Architectural Coating	Architectural Coating	12/12/2020	2/26/2021	5	55	

Acres of Grading (Site Preparation Phase): 0

Acres of Grading (Grading Phase): 96

Acres of Paving: 17.57

Residential Indoor: 0; Residential Outdoor: 0; Non-Residential Indoor: 1,224,600; Non-Residential Outdoor: 408,200; Striped Parking Area: 45,934 (Architectural Coating – sqft)

OffRoad Equipment

Phase Name	Offroad Equipment Type	Amount	Usage Hours	Horse Power	Load Factor
Demolition	Concrete/Industrial Saws	1	8.00	81	0.73
Demolition	Excavators	3	8.00	158	0.38
Demolition	Rubber Tired Dozers	2	8.00	247	0.40
Grading	Excavators	2	8.00	158	0.38
Grading	Graders	1	8.00	187	0.41
Grading	Rubber Tired Dozers	1	8.00	247	0.40
Grading	Scrapers	2	8.00	367	0.48
Grading	Tractors/Loaders/Backhoes	2	8.00	97	0.37
Off-Site Improvements	Paving Equipment	1	8.00	132	0.36
Off-Site Improvements	Tractors/Loaders/Backhoes	2	8.00	97	0.37
Building Construction	Cranes	1	8.00	231	0.29
Building Construction	Forklifts	3	8.00	89	0.20
Building Construction	Generator Sets	1	8.00	84	0.74
Building Construction	Tractors/Loaders/Backhoes	3	8.00	97	0.37
Building Construction	Welders	1	8.00	46	0.45
Paving	Pavers	2	8.00	130	0.42
Paving	Paving Equipment	2	8.00	132	0.36
Paving	Rollers	2	8.00	80	0.38
Architectural Coating	Air Compressors	1	8.00	78	0.48

Trips and VMT

Phase Name	Offroad Equipment Count	Worker Trip Number	Vendor Trip Number	Hauling Trip Number	Worker Trip Length	Vendor Trip Length	Hauling Trip Length	Worker Vehicle Class	Vendor Vehicle Class	Hauling Vehicle Class
Demolition	6	15.00	0.00	16.00	14.70	6.90	20.00	LD_Mix	HDT_Mix	HHDT
Grading	8	20.00	0.00	0.00	14.70	6.90	20.00	LD_Mix	HDT_Mix	HHDT
Off-Site Improvements	3	8.00	0.00	0.00	14.70	6.90	20.00	LD_Mix	HDT_Mix	HHDT
Building Construction	9	664.00	259.00	0.00	14.70	6.90	20.00	LD_Mix	HDT_Mix	HHDT
Paving	6	15.00	0.00	0.00	14.70	6.90	20.00	LD_Mix	HDT_Mix	HHDT
Architectural Coating	1	133.00	0.00	0.00	14.70	6.90	20.00	LD_Mix	HDT_Mix	HHDT

3.1 Mitigation Measures Construction

Water Exposed Area

3.2 Demolition - 2020

Unmitigated Construction On-Site

	ROG	NOx	CO	SO2	Fugitive PM10	Exhaust PM10	PM10 Total	Fugitive PM2.5	Exhaust PM2.5	PM2.5 Total	Bio- CO2	NBio- CO2	Total CO2	CH4	N2O	CO2e
Category	lb/day										lb/day					
Fugitive Dust					0.1711	0.0000	0.1711	0.0259	0.0000	0.0259			0.0000			0.0000
Off-Road	3.3121	33.2010	21.7532	0.0388		1.6587	1.6587		1.5419	1.5419		3,747.7049	3,747.7049	1.0580		3,774.1536
Total	**3.3121**	**33.2010**	**21.7532**	**0.0388**	**0.1711**	**1.6587**	**1.8298**	**0.0259**	**1.5419**	**1.5678**		**3,747.7049**	**3,747.7049**	**1.0580**		**3,774.1536**

3.2 Demolition - 2020

Unmitigated Construction Off-Site

	ROG	NOx	CO	SO2	Fugitive PM10	Exhaust PM10	PM10 Total	Fugitive PM2.5	Exhaust PM2.5	PM2.5 Total	Bio- CO2	NBio- CO2	Total CO2	CH4	N2O	CO2e
Category	lb/day										lb/day					
Hauling	5.1900e-003	0.1981	0.0333	6.1000e-004	0.0140	6.0000e-004	0.0146	3.8400e-003	5.7000e-004	4.4100e-003		64.8797	64.8797	3.9000e-003		64.9772
Vendor	0.0000	0.0000	0.0000	0.0000	0.0000	0.0000	0.0000	0.0000	0.0000	0.0000		0.0000	0.0000	0.0000		0.0000
Worker	0.0819	0.0553	0.5544	1.5300e-003	0.1677	1.1000e-003	0.1688	0.0445	1.0100e-003	0.0455		152.0625	152.0625	4.5400e-003		152.1760
Total	**0.0871**	**0.2534**	**0.5877**	**2.1400e-003**	**0.1817**	**1.7000e-003**	**0.1834**	**0.0483**	**1.5800e-003**	**0.0499**		**216.9421**	**216.9421**	**8.4400e-003**		**217.1531**

Mitigated Construction On-Site

	ROG	NOx	CO	SO2	Fugitive PM10	Exhaust PM10	PM10 Total	Fugitive PM2.5	Exhaust PM2.5	PM2.5 Total	Bio- CO2	NBio- CO2	Total CO2	CH4	N2O	CO2e
Category	lb/day										lb/day					
Fugitive Dust					0.0667	0.0000	0.0667	0.0101	0.0000	0.0101			0.0000			0.0000
Off-Road	3.3121	33.2010	21.7532	0.0388		1.6587	1.6587		1.5419	1.5419	0.0000	3,747.7049	3,747.7049	1.0580		3,774.1536
Total	**3.3121**	**33.2010**	**21.7532**	**0.0388**	**0.0667**	**1.6587**	**1.7254**	**0.0101**	**1.5419**	**1.5520**	**0.0000**	**3,747.7049**	**3,747.7049**	**1.0580**		**3,774.1536**

3.2 Demolition - 2020

Mitigated Construction Off-Site

	ROG	NOx	CO	SO2	Fugitive PM10	Exhaust PM10	PM10 Total	Fugitive PM2.5	Exhaust PM2.5	PM2.5 Total	Bio- CO2	NBio- CO2	Total CO2	CH4	N2O	CO2e
Category	lb/day										lb/day					
Hauling	5.1900e-003	0.1981	0.0333	6.1000e-004	0.0140	6.0000e-004	0.0146	3.8400e-003	5.7000e-004	4.4100e-003		64.8797	64.8797	3.9000e-003		64.9772
Vendor	0.0000	0.0000	0.0000	0.0000	0.0000	0.0000	0.0000	0.0000	0.0000	0.0000		0.0000	0.0000	0.0000		0.0000
Worker	0.0819	0.0553	0.5544	1.5300e-003	0.1677	1.1000e-003	0.1688	0.0445	1.0100e-003	0.0455		152.0625	152.0625	4.5400e-003		152.1760
Total	**0.0871**	**0.2534**	**0.5877**	**2.1400e-003**	**0.1817**	**1.7000e-003**	**0.1834**	**0.0483**	**1.5800e-003**	**0.0499**		**216.9421**	**216.9421**	**8.4400e-003**		**217.1531**

3.3 Grading - 2020

Unmitigated Construction On-Site

	ROG	NOx	CO	SO2	Fugitive PM10	Exhaust PM10	PM10 Total	Fugitive PM2.5	Exhaust PM2.5	PM2.5 Total	Bio- CO2	NBio- CO2	Total CO2	CH4	N2O	CO2e
Category	lb/day										lb/day					
Fugitive Dust					9.2036	0.0000	9.2036	3.6538	0.0000	3.6538			0.0000			0.0000
Off-Road	4.4501	50.1975	31.9583	0.0620		2.1739	2.1739		2.0000	2.0000		6,005.8653	6,005.8653	1.9424		6,054.4257
Total	**4.4501**	**50.1975**	**31.9583**	**0.0620**	**9.2036**	**2.1739**	**11.3775**	**3.6538**	**2.0000**	**5.6537**		**6,005.8653**	**6,005.8653**	**1.9424**		**6,054.4257**

3.3 Grading - 2020

Unmitigated Construction Off-Site

	ROG	NOx	CO	SO2	Fugitive PM10	Exhaust PM10	PM10 Total	Fugitive PM2.5	Exhaust PM2.5	PM2.5 Total	Bio- CO2	NBio- CO2	Total CO2	CH4	N2O	CO2e
Category	lb/day										lb/day					
Hauling	0.0000	0.0000	0.0000	0.0000	0.0000	0.0000	0.0000	0.0000	0.0000	0.0000		0.0000	0.0000	0.0000		0.0000
Vendor	0.0000	0.0000	0.0000	0.0000	0.0000	0.0000	0.0000	0.0000	0.0000	0.0000		0.0000	0.0000	0.0000		0.0000
Worker	0.1092	0.0737	0.7393	2.0400e-003	0.2236	1.4600e-003	0.2250	0.0593	1.3500e-003	0.0606		202.7500	202.7500	6.0500e-003		202.9013
Total	**0.1092**	**0.0737**	**0.7393**	**2.0400e-003**	**0.2236**	**1.4600e-003**	**0.2250**	**0.0593**	**1.3500e-003**	**0.0606**		**202.7500**	**202.7500**	**6.0500e-003**		**202.9013**

Mitigated Construction On-Site

	ROG	NOx	CO	SO2	Fugitive PM10	Exhaust PM10	PM10 Total	Fugitive PM2.5	Exhaust PM2.5	PM2.5 Total	Bio- CO2	NBio- CO2	Total CO2	CH4	N2O	CO2e
Category	lb/day										lb/day					
Fugitive Dust					3.5894	0.0000	3.5894	1.4250	0.0000	1.4250			0.0000			0.0000
Off-Road	4.4501	50.1975	31.9583	0.0620		2.1739	2.1739		2.0000	2.0000	0.0000	6,005.8653	6,005.8653	1.9424		6,054.4257
Total	**4.4501**	**50.1975**	**31.9583**	**0.0620**	**3.5894**	**2.1739**	**5.7633**	**1.4250**	**2.0000**	**3.4250**	**0.0000**	**6,005.8653**	**6,005.8653**	**1.9424**		**6,054.4257**

3.3 Grading - 2020

Mitigated Construction Off-Site

	ROG	NOx	CO	SO2	Fugitive PM10	Exhaust PM10	PM10 Total	Fugitive PM2.5	Exhaust PM2.5	PM2.5 Total	Bio- CO2	NBio- CO2	Total CO2	CH4	N2O	CO2e
Category	lb/day										lb/day					
Hauling	0.0000	0.0000	0.0000	0.0000	0.0000	0.0000	0.0000	0.0000	0.0000	0.0000		0.0000	0.0000	0.0000		0.0000
Vendor	0.0000	0.0000	0.0000	0.0000	0.0000	0.0000	0.0000	0.0000	0.0000	0.0000		0.0000	0.0000	0.0000		0.0000
Worker	0.1092	0.0737	0.7393	2.0400e-003	0.2236	1.4600e-003	0.2250	0.0593	1.3500e-003	0.0606		202.7500	202.7500	6.0500e-003		202.9013
Total	**0.1092**	**0.0737**	**0.7393**	**2.0400e-003**	**0.2236**	**1.4600e-003**	**0.2250**	**0.0593**	**1.3500e-003**	**0.0606**		**202.7500**	**202.7500**	**6.0500e-003**		**202.9013**

3.4 Off-Site Improvements - 2020

Unmitigated Construction On-Site

	ROG	NOx	CO	SO2	Fugitive PM10	Exhaust PM10	PM10 Total	Fugitive PM2.5	Exhaust PM2.5	PM2.5 Total	Bio- CO2	NBio- CO2	Total CO2	CH4	N2O	CO2e
Category	lb/day										lb/day					
Off-Road	0.6265	6.3517	7.0938	0.0103		0.3733	0.3733		0.3435	0.3435		996.0652	996.0652	0.3222		1,004.1189
Total	**0.6265**	**6.3517**	**7.0938**	**0.0103**		**0.3733**	**0.3733**		**0.3435**	**0.3435**		**996.0652**	**996.0652**	**0.3222**		**1,004.1189**

3.4 Off-Site Improvements - 2020

Unmitigated Construction Off-Site

	ROG	NOx	CO	SO2	Fugitive PM10	Exhaust PM10	PM10 Total	Fugitive PM2.5	Exhaust PM2.5	PM2.5 Total	Bio- CO2	NBio- CO2	Total CO2	CH4	N2O	CO2e
Category	lb/day										lb/day					
Hauling	0.0000	0.0000	0.0000	0.0000	0.0000	0.0000	0.0000	0.0000	0.0000	0.0000		0.0000	0.0000	0.0000		0.0000
Vendor	0.0000	0.0000	0.0000	0.0000	0.0000	0.0000	0.0000	0.0000	0.0000	0.0000		0.0000	0.0000	0.0000		0.0000
Worker	0.0437	0.0295	0.2957	8.1000e-004	0.0894	5.9000e-004	0.0900	0.0237	5.4000e-004	0.0243		81.1000	81.1000	2.4200e-003		81.1605
Total	**0.0437**	**0.0295**	**0.2957**	**8.1000e-004**	**0.0894**	**5.9000e-004**	**0.0900**	**0.0237**	**5.4000e-004**	**0.0243**		**81.1000**	**81.1000**	**2.4200e-003**		**81.1605**

Mitigated Construction On-Site

	ROG	NOx	CO	SO2	Fugitive PM10	Exhaust PM10	PM10 Total	Fugitive PM2.5	Exhaust PM2.5	PM2.5 Total	Bio- CO2	NBio- CO2	Total CO2	CH4	N2O	CO2e
Category	lb/day										lb/day					
Off-Road	0.6265	6.3517	7.0938	0.0103		0.3733	0.3733		0.3435	0.3435	0.0000	996.0652	996.0652	0.3222		1,004.1189
Total	**0.6265**	**6.3517**	**7.0938**	**0.0103**		**0.3733**	**0.3733**		**0.3435**	**0.3435**	**0.0000**	**996.0652**	**996.0652**	**0.3222**		**1,004.1189**

3.4 Off-Site Improvements - 2020

Mitigated Construction Off-Site

	ROG	NOx	CO	SO2	Fugitive PM10	Exhaust PM10	PM10 Total	Fugitive PM2.5	Exhaust PM2.5	PM2.5 Total	Bio- CO2	NBio- CO2	Total CO2	CH4	N2O	CO2e
Category	lb/day										lb/day					
Hauling	0.0000	0.0000	0.0000	0.0000	0.0000	0.0000	0.0000	0.0000	0.0000	0.0000		0.0000	0.0000	0.0000		0.0000
Vendor	0.0000	0.0000	0.0000	0.0000	0.0000	0.0000	0.0000	0.0000	0.0000	0.0000		0.0000	0.0000	0.0000		0.0000
Worker	0.0437	0.0295	0.2957	8.1000e-004	0.0894	5.9000e-004	0.0900	0.0237	5.4000e-004	0.0243		81.1000	81.1000	2.4200e-003		81.1605
Total	**0.0437**	**0.0295**	**0.2957**	**8.1000e-004**	**0.0894**	**5.9000e-004**	**0.0900**	**0.0237**	**5.4000e-004**	**0.0243**		**81.1000**	**81.1000**	**2.4200e-003**		**81.1605**

3.4 Off-Site Improvements - 2021

Unmitigated Construction On-Site

	ROG	NOx	CO	SO2	Fugitive PM10	Exhaust PM10	PM10 Total	Fugitive PM2.5	Exhaust PM2.5	PM2.5 Total	Bio- CO2	NBio- CO2	Total CO2	CH4	N2O	CO2e
Category	lb/day										lb/day					
Off-Road	0.5666	5.7319	7.0619	0.0103		0.3194	0.3194		0.2938	0.2938		996.2559	996.2559	0.3222		1,004.3111
Total	**0.5666**	**5.7319**	**7.0619**	**0.0103**		**0.3194**	**0.3194**		**0.2938**	**0.2938**		**996.2559**	**996.2559**	**0.3222**		**1,004.3111**

3.4 Off-Site Improvements - 2021

Unmitigated Construction Off-Site

	ROG	NOx	CO	SO2	Fugitive PM10	Exhaust PM10	PM10 Total	Fugitive PM2.5	Exhaust PM2.5	PM2.5 Total	Bio- CO2	NBio- CO2	Total CO2	CH4	N2O	CO2e
Category	lb/day										lb/day					
Hauling	0.0000	0.0000	0.0000	0.0000	0.0000	0.0000	0.0000	0.0000	0.0000	0.0000		0.0000	0.0000	0.0000		0.0000
Vendor	0.0000	0.0000	0.0000	0.0000	0.0000	0.0000	0.0000	0.0000	0.0000	0.0000		0.0000	0.0000	0.0000		0.0000
Worker	0.0407	0.0264	0.2717	7.9000e-004	0.0894	5.7000e-004	0.0900	0.0237	5.3000e-004	0.0242		78.5198	78.5198	2.1900e-003		78.5745
Total	**0.0407**	**0.0264**	**0.2717**	**7.9000e-004**	**0.0894**	**5.7000e-004**	**0.0900**	**0.0237**	**5.3000e-004**	**0.0242**		**78.5198**	**78.5198**	**2.1900e-003**		**78.5745**

Mitigated Construction On-Site

	ROG	NOx	CO	SO2	Fugitive PM10	Exhaust PM10	PM10 Total	Fugitive PM2.5	Exhaust PM2.5	PM2.5 Total	Bio- CO2	NBio- CO2	Total CO2	CH4	N2O	CO2e
Category	lb/day										lb/day					
Off-Road	0.5666	5.7319	7.0619	0.0103		0.3194	0.3194		0.2938	0.2938	0.0000	996.2559	996.2559	0.3222		1,004.3111
Total	**0.5666**	**5.7319**	**7.0619**	**0.0103**		**0.3194**	**0.3194**		**0.2938**	**0.2938**	**0.0000**	**996.2559**	**996.2559**	**0.3222**		**1,004.3111**

3.4 Off-Site Improvements - 2021

Mitigated Construction Off-Site

	ROG	NOx	CO	SO2	Fugitive PM10	Exhaust PM10	PM10 Total	Fugitive PM2.5	Exhaust PM2.5	PM2.5 Total	Bio- CO2	NBio- CO2	Total CO2	CH4	N2O	CO2e
Category	lb/day										lb/day					
Hauling	0.0000	0.0000	0.0000	0.0000	0.0000	0.0000	0.0000	0.0000	0.0000	0.0000		0.0000	0.0000	0.0000		0.0000
Vendor	0.0000	0.0000	0.0000	0.0000	0.0000	0.0000	0.0000	0.0000	0.0000	0.0000		0.0000	0.0000	0.0000		0.0000
Worker	0.0407	0.0264	0.2717	7.9000e-004	0.0894	5.7000e-004	0.0900	0.0237	5.3000e-004	0.0242		78.5198	78.5198	2.1900e-003		78.5745
Total	**0.0407**	**0.0264**	**0.2717**	**7.9000e-004**	**0.0894**	**5.7000e-004**	**0.0900**	**0.0237**	**5.3000e-004**	**0.0242**		**78.5198**	**78.5198**	**2.1900e-003**		**78.5745**

3.5 Building Construction - 2020

Unmitigated Construction On-Site

	ROG	NOx	CO	SO2	Fugitive PM10	Exhaust PM10	PM10 Total	Fugitive PM2.5	Exhaust PM2.5	PM2.5 Total	Bio- CO2	NBio- CO2	Total CO2	CH4	N2O	CO2e
Category	lb/day										lb/day					
Off-Road	2.2551	20.6494	17.9678	0.0288		1.1948	1.1948		1.1218	1.1218		2,735.6999	2,735.6999	0.6819		2,752.7481
Total	**2.2551**	**20.6494**	**17.9678**	**0.0288**		**1.1948**	**1.1948**		**1.1218**	**1.1218**		**2,735.6999**	**2,735.6999**	**0.6819**		**2,752.7481**

3.5 Building Construction - 2020

Unmitigated Construction Off-Site

	ROG	NOx	CO	SO2	Fugitive PM10	Exhaust PM10	PM10 Total	Fugitive PM2.5	Exhaust PM2.5	PM2.5 Total	Bio- CO2	NBio- CO2	Total CO2	CH4	N2O	CO2e
Category	lb/day										lb/day					
Hauling	0.0000	0.0000	0.0000	0.0000	0.0000	0.0000	0.0000	0.0000	0.0000	0.0000		0.0000	0.0000	0.0000		0.0000
Vendor	0.8292	27.1103	6.1737	0.0676	1.6589	0.1274	1.7862	0.4776	0.1218	0.5995		7,122.5028	7,122.5028	0.5322		7,135.8065
Worker	3.6259	2.4474	24.5430	0.0676	7.4220	0.0486	7.4706	1.9683	0.0448	2.0131		6,731.2986	6,731.2986	0.2010		6,736.3223
Total	**4.4552**	**29.5576**	**30.7167**	**0.1351**	**9.0808**	**0.1760**	**9.2568**	**2.4460**	**0.1666**	**2.6126**		**13,853.8014**	**13,853.8014**	**0.7331**		**13,872.1287**

Mitigated Construction On-Site

	ROG	NOx	CO	SO2	Fugitive PM10	Exhaust PM10	PM10 Total	Fugitive PM2.5	Exhaust PM2.5	PM2.5 Total	Bio- CO2	NBio- CO2	Total CO2	CH4	N2O	CO2e
Category	lb/day										lb/day					
Off-Road	2.2551	20.6494	17.9678	0.0288		1.1948	1.1948		1.1218	1.1218	0.0000	2,735.6999	2,735.6999	0.6819		2,752.7481
Total	**2.2551**	**20.6494**	**17.9678**	**0.0288**		**1.1948**	**1.1948**		**1.1218**	**1.1218**	**0.0000**	**2,735.6999**	**2,735.6999**	**0.6819**		**2,752.7481**

3.5 Building Construction - 2020

Mitigated Construction Off-Site

	ROG	NOx	CO	SO2	Fugitive PM10	Exhaust PM10	PM10 Total	Fugitive PM2.5	Exhaust PM2.5	PM2.5 Total	Bio- CO2	NBio- CO2	Total CO2	CH4	N2O	CO2e
Category	lb/day										lb/day					
Hauling	0.0000	0.0000	0.0000	0.0000	0.0000	0.0000	0.0000	0.0000	0.0000	0.0000		0.0000	0.0000	0.0000		0.0000
Vendor	0.8292	27.1103	6.1737	0.0676	1.6589	0.1274	1.7862	0.4776	0.1218	0.5995		7,122.5028	7,122.5028	0.5322		7,135.8065
Worker	3.6259	2.4474	24.5430	0.0676	7.4220	0.0486	7.4706	1.9683	0.0448	2.0131		6,731.2986	6,731.2986	0.2010		6,736.3223
Total	**4.4552**	**29.5576**	**30.7167**	**0.1351**	**9.0808**	**0.1760**	**9.2568**	**2.4460**	**0.1666**	**2.6126**		**13,853.8014**	**13,853.8014**	**0.7331**		**13,872.1287**

3.5 Building Construction - 2021

Unmitigated Construction On-Site

	ROG	NOx	CO	SO2	Fugitive PM10	Exhaust PM10	PM10 Total	Fugitive PM2.5	Exhaust PM2.5	PM2.5 Total	Bio- CO2	NBio- CO2	Total CO2	CH4	N2O	CO2e
Category	lb/day										lb/day					
Off-Road	2.0228	18.7492	17.6706	0.0288		1.0251	1.0251		0.9625	0.9625		2,736.0438	2,736.0438	0.6751		2,752.9212
Total	**2.0228**	**18.7492**	**17.6706**	**0.0288**		**1.0251**	**1.0251**		**0.9625**	**0.9625**		**2,736.0438**	**2,736.0438**	**0.6751**		**2,752.9212**

3.5 Building Construction - 2021

Unmitigated Construction Off-Site

	ROG	NOx	CO	SO2	Fugitive PM10	Exhaust PM10	PM10 Total	Fugitive PM2.5	Exhaust PM2.5	PM2.5 Total	Bio- CO2	NBio- CO2	Total CO2	CH4	N2O	CO2e
Category	lb/day										lb/day					
Hauling	0.0000	0.0000	0.0000	0.0000	0.0000	0.0000	0.0000	0.0000	0.0000	0.0000		0.0000	0.0000	0.0000		0.0000
Vendor	0.7109	24.7114	5.4976	0.0672	1.6588	0.0440	1.7028	0.4776	0.0421	0.5197		7,084.5599	7,084.5599	0.5163		7,097.4673
Worker	3.3812	2.1934	22.5467	0.0654	7.4220	0.0475	7.4694	1.9683	0.0437	2.0121		6,517.1446	6,517.1446	0.1814		6,521.6797
Total	**4.0922**	**26.9048**	**28.0443**	**0.1326**	**9.0808**	**0.0915**	**9.1723**	**2.4460**	**0.0858**	**2.5318**		**13,601.7044**	**13,601.7044**	**0.6977**		**13,619.1470**

Mitigated Construction On-Site

	ROG	NOx	CO	SO2	Fugitive PM10	Exhaust PM10	PM10 Total	Fugitive PM2.5	Exhaust PM2.5	PM2.5 Total	Bio- CO2	NBio- CO2	Total CO2	CH4	N2O	CO2e
Category	lb/day										lb/day					
Off-Road	2.0228	18.7492	17.6706	0.0288		1.0251	1.0251		0.9625	0.9625	0.0000	2,736.0438	2,736.0438	0.6751		2,752.9212
Total	**2.0228**	**18.7492**	**17.6706**	**0.0288**		**1.0251**	**1.0251**		**0.9625**	**0.9625**	**0.0000**	**2,736.0438**	**2,736.0438**	**0.6751**		**2,752.9212**

3.5 Building Construction - 2021

Mitigated Construction Off-Site

	ROG	NOx	CO	SO2	Fugitive PM10	Exhaust PM10	PM10 Total	Fugitive PM2.5	Exhaust PM2.5	PM2.5 Total	Bio- CO2	NBio- CO2	Total CO2	CH4	N2O	CO2e
Category	lb/day										lb/day					
Hauling	0.0000	0.0000	0.0000	0.0000	0.0000	0.0000	0.0000	0.0000	0.0000	0.0000		0.0000	0.0000	0.0000		0.0000
Vendor	0.7109	24.7114	5.4976	0.0672	1.6588	0.0440	1.7028	0.4776	0.0421	0.5197		7,084.5599	7,084.5599	0.5163		7,097.4673
Worker	3.3812	2.1934	22.5467	0.0654	7.4220	0.0475	7.4694	1.9683	0.0437	2.0121		6,517.1446	6,517.1446	0.1814		6,521.6797
Total	**4.0922**	**26.9048**	**28.0443**	**0.1326**	**9.0808**	**0.0915**	**9.1723**	**2.4460**	**0.0858**	**2.5318**		**13,601.7044**	**13,601.7044**	**0.6977**		**13,619.1470**

3.6 Paving - 2020

Unmitigated Construction On-Site

	ROG	NOx	CO	SO2	Fugitive PM10	Exhaust PM10	PM10 Total	Fugitive PM2.5	Exhaust PM2.5	PM2.5 Total	Bio- CO2	NBio- CO2	Total CO2	CH4	N2O	CO2e
Category	lb/day										lb/day					
Off-Road	1.3566	14.0656	14.6521	0.0228		0.7528	0.7528		0.6926	0.6926		2,207.7334	2,207.7334	0.7140		2,225.5841
Paving	0.6655					0.0000	0.0000		0.0000	0.0000			0.0000			0.0000
Total	**2.0220**	**14.0656**	**14.6521**	**0.0228**		**0.7528**	**0.7528**		**0.6926**	**0.6926**		**2,207.7334**	**2,207.7334**	**0.7140**		**2,225.5841**

3.6 Paving - 2020

Unmitigated Construction Off-Site

	ROG	NOx	CO	SO2	Fugitive PM10	Exhaust PM10	PM10 Total	Fugitive PM2.5	Exhaust PM2.5	PM2.5 Total	Bio- CO2	NBio- CO2	Total CO2	CH4	N2O	CO2e
Category	lb/day										lb/day					
Hauling	0.0000	0.0000	0.0000	0.0000	0.0000	0.0000	0.0000	0.0000	0.0000	0.0000		0.0000	0.0000	0.0000		0.0000
Vendor	0.0000	0.0000	0.0000	0.0000	0.0000	0.0000	0.0000	0.0000	0.0000	0.0000		0.0000	0.0000	0.0000		0.0000
Worker	0.0819	0.0553	0.5544	1.5300e-003	0.1677	1.1000e-003	0.1688	0.0445	1.0100e-003	0.0455		152.0625	152.0625	4.5400e-003		152.1760
Total	**0.0819**	**0.0553**	**0.5544**	**1.5300e-003**	**0.1677**	**1.1000e-003**	**0.1688**	**0.0445**	**1.0100e-003**	**0.0455**		**152.0625**	**152.0625**	**4.5400e-003**		**152.1760**

Mitigated Construction On-Site

	ROG	NOx	CO	SO2	Fugitive PM10	Exhaust PM10	PM10 Total	Fugitive PM2.5	Exhaust PM2.5	PM2.5 Total	Bio- CO2	NBio- CO2	Total CO2	CH4	N2O	CO2e
Category	lb/day										lb/day					
Off-Road	1.3566	14.0656	14.6521	0.0228		0.7528	0.7528		0.6926	0.6926	0.0000	2,207.7334	2,207.7334	0.7140		2,225.5841
Paving	0.6655					0.0000	0.0000		0.0000	0.0000			0.0000			0.0000
Total	**2.0220**	**14.0656**	**14.6521**	**0.0228**		**0.7528**	**0.7528**		**0.6926**	**0.6926**	**0.0000**	**2,207.7334**	**2,207.7334**	**0.7140**		**2,225.5841**

3.6 Paving - 2020

Mitigated Construction Off-Site

	ROG	NOx	CO	SO2	Fugitive PM10	Exhaust PM10	PM10 Total	Fugitive PM2.5	Exhaust PM2.5	PM2.5 Total	Bio- CO2	NBio- CO2	Total CO2	CH4	N2O	CO2e
Category	lb/day										lb/day					
Hauling	0.0000	0.0000	0.0000	0.0000	0.0000	0.0000	0.0000	0.0000	0.0000	0.0000		0.0000	0.0000	0.0000		0.0000
Vendor	0.0000	0.0000	0.0000	0.0000	0.0000	0.0000	0.0000	0.0000	0.0000	0.0000		0.0000	0.0000	0.0000		0.0000
Worker	0.0819	0.0553	0.5544	1.5300e-003	0.1677	1.1000e-003	0.1688	0.0445	1.0100e-003	0.0455		152.0625	152.0625	4.5400e-003		152.1760
Total	**0.0819**	**0.0553**	**0.5544**	**1.5300e-003**	**0.1677**	**1.1000e-003**	**0.1688**	**0.0445**	**1.0100e-003**	**0.0455**		**152.0625**	**152.0625**	**4.5400e-003**		**152.1760**

3.6 Paving - 2021

Unmitigated Construction On-Site

	ROG	NOx	CO	SO2	Fugitive PM10	Exhaust PM10	PM10 Total	Fugitive PM2.5	Exhaust PM2.5	PM2.5 Total	Bio- CO2	NBio- CO2	Total CO2	CH4	N2O	CO2e
Category	lb/day										lb/day					
Off-Road	1.2556	12.9191	14.6532	0.0228		0.6777	0.6777		0.6235	0.6235		2,207.2109	2,207.2109	0.7139		2,225.0573
Paving	0.6655					0.0000	0.0000		0.0000	0.0000			0.0000			0.0000
Total	**1.9210**	**12.9191**	**14.6532**	**0.0228**		**0.6777**	**0.6777**		**0.6235**	**0.6235**		**2,207.2109**	**2,207.2109**	**0.7139**		**2,225.0573**

3.6 Paving - 2021

Unmitigated Construction Off-Site

	ROG	NOx	CO	SO2	Fugitive PM10	Exhaust PM10	PM10 Total	Fugitive PM2.5	Exhaust PM2.5	PM2.5 Total	Bio- CO2	NBio- CO2	Total CO2	CH4	N2O	CO2e
Category	lb/day										lb/day					
Hauling	0.0000	0.0000	0.0000	0.0000	0.0000	0.0000	0.0000	0.0000	0.0000	0.0000		0.0000	0.0000	0.0000		0.0000
Vendor	0.0000	0.0000	0.0000	0.0000	0.0000	0.0000	0.0000	0.0000	0.0000	0.0000		0.0000	0.0000	0.0000		0.0000
Worker	0.0764	0.0496	0.5093	1.4800e-003	0.1677	1.0700e-003	0.1687	0.0445	9.9000e-004	0.0455		147.2247	147.2247	4.1000e-003		147.3271
Total	**0.0764**	**0.0496**	**0.5093**	**1.4800e-003**	**0.1677**	**1.0700e-003**	**0.1687**	**0.0445**	**9.9000e-004**	**0.0455**		**147.2247**	**147.2247**	**4.1000e-003**		**147.3271**

Mitigated Construction On-Site

	ROG	NOx	CO	SO2	Fugitive PM10	Exhaust PM10	PM10 Total	Fugitive PM2.5	Exhaust PM2.5	PM2.5 Total	Bio- CO2	NBio- CO2	Total CO2	CH4	N2O	CO2e
Category	lb/day										lb/day					
Off-Road	1.2556	12.9191	14.6532	0.0228		0.6777	0.6777		0.6235	0.6235	0.0000	2,207.2109	2,207.2109	0.7139		2,225.0573
Paving	0.6655					0.0000	0.0000		0.0000	0.0000			0.0000			0.0000
Total	**1.9210**	**12.9191**	**14.6532**	**0.0228**		**0.6777**	**0.6777**		**0.6235**	**0.6235**	**0.0000**	**2,207.2109**	**2,207.2109**	**0.7139**		**2,225.0573**

3.6 Paving - 2021

Mitigated Construction Off-Site

	ROG	NOx	CO	SO2	Fugitive PM10	Exhaust PM10	PM10 Total	Fugitive PM2.5	Exhaust PM2.5	PM2.5 Total	Bio- CO2	NBio- CO2	Total CO2	CH4	N2O	CO2e
Category	lb/day										lb/day					
Hauling	0.0000	0.0000	0.0000	0.0000	0.0000	0.0000	0.0000	0.0000	0.0000	0.0000		0.0000	0.0000	0.0000		0.0000
Vendor	0.0000	0.0000	0.0000	0.0000	0.0000	0.0000	0.0000	0.0000	0.0000	0.0000		0.0000	0.0000	0.0000		0.0000
Worker	0.0764	0.0496	0.5093	1.4800e-003	0.1677	1.0700e-003	0.1687	0.0445	9.9000e-004	0.0455		147.2247	147.2247	4.1000e-003		147.3271
Total	**0.0764**	**0.0496**	**0.5093**	**1.4800e-003**	**0.1677**	**1.0700e-003**	**0.1687**	**0.0445**	**9.9000e-004**	**0.0455**		**147.2247**	**147.2247**	**4.1000e-003**		**147.3271**

3.7 Architectural Coating - 2020

Unmitigated Construction On-Site

	ROG	NOx	CO	SO2	Fugitive PM10	Exhaust PM10	PM10 Total	Fugitive PM2.5	Exhaust PM2.5	PM2.5 Total	Bio- CO2	NBio- CO2	Total CO2	CH4	N2O	CO2e
Category	lb/day										lb/day					
Archit. Coating	14.1472					0.0000	0.0000		0.0000	0.0000			0.0000			0.0000
Off-Road	0.3229	2.2451	2.4419	3.9600e-003		0.1479	0.1479		0.1479	0.1479		375.2641	375.2641	0.0291		375.9904
Total	**14.4701**	**2.2451**	**2.4419**	**3.9600e-003**		**0.1479**	**0.1479**		**0.1479**	**0.1479**		**375.2641**	**375.2641**	**0.0291**		**375.9904**

3.7 Architectural Coating - 2020

Unmitigated Construction Off-Site

	ROG	NOx	CO	SO2	Fugitive PM10	Exhaust PM10	PM10 Total	Fugitive PM2.5	Exhaust PM2.5	PM2.5 Total	Bio- CO2	NBio- CO2	Total CO2	CH4	N2O	CO2e
Category	lb/day										lb/day					
Hauling	0.0000	0.0000	0.0000	0.0000	0.0000	0.0000	0.0000	0.0000	0.0000	0.0000		0.0000	0.0000	0.0000		0.0000
Vendor	0.0000	0.0000	0.0000	0.0000	0.0000	0.0000	0.0000	0.0000	0.0000	0.0000		0.0000	0.0000	0.0000		0.0000
Worker	0.7263	0.4902	4.9160	0.0135	1.4866	9.7400e-003	1.4964	0.3943	8.9700e-003	0.4032		1,348.2872	1,348.2872	0.0403		1,349.2935
Total	**0.7263**	**0.4902**	**4.9160**	**0.0135**	**1.4866**	**9.7400e-003**	**1.4964**	**0.3943**	**8.9700e-003**	**0.4032**		**1,348.2872**	**1,348.2872**	**0.0403**		**1,349.2935**

Mitigated Construction On-Site

	ROG	NOx	CO	SO2	Fugitive PM10	Exhaust PM10	PM10 Total	Fugitive PM2.5	Exhaust PM2.5	PM2.5 Total	Bio- CO2	NBio- CO2	Total CO2	CH4	N2O	CO2e
Category	lb/day										lb/day					
Archit. Coating	14.1472					0.0000	0.0000		0.0000	0.0000			0.0000			0.0000
Off-Road	0.3229	2.2451	2.4419	3.9600e-003		0.1479	0.1479		0.1479	0.1479	0.0000	375.2641	375.2641	0.0291		375.9904
Total	**14.4701**	**2.2451**	**2.4419**	**3.9600e-003**		**0.1479**	**0.1479**		**0.1479**	**0.1479**	**0.0000**	**375.2641**	**375.2641**	**0.0291**		**375.9904**

3.7 Architectural Coating - 2020

Mitigated Construction Off-Site

	ROG	NOx	CO	SO2	Fugitive PM10	Exhaust PM10	PM10 Total	Fugitive PM2.5	Exhaust PM2.5	PM2.5 Total	Bio- CO2	NBio- CO2	Total CO2	CH4	N2O	CO2e
Category	lb/day										lb/day					
Hauling	0.0000	0.0000	0.0000	0.0000	0.0000	0.0000	0.0000	0.0000	0.0000	0.0000		0.0000	0.0000	0.0000		0.0000
Vendor	0.0000	0.0000	0.0000	0.0000	0.0000	0.0000	0.0000	0.0000	0.0000	0.0000		0.0000	0.0000	0.0000		0.0000
Worker	0.7263	0.4902	4.9160	0.0135	1.4866	9.7400e-003	1.4964	0.3943	8.9700e-003	0.4032		1,348.2872	1,348.2872	0.0403		1,349.2935
Total	**0.7263**	**0.4902**	**4.9160**	**0.0135**	**1.4866**	**9.7400e-003**	**1.4964**	**0.3943**	**8.9700e-003**	**0.4032**		**1,348.2872**	**1,348.2872**	**0.0403**		**1,349.2935**

3.7 Architectural Coating - 2021

Unmitigated Construction On-Site

	ROG	NOx	CO	SO2	Fugitive PM10	Exhaust PM10	PM10 Total	Fugitive PM2.5	Exhaust PM2.5	PM2.5 Total	Bio- CO2	NBio- CO2	Total CO2	CH4	N2O	CO2e
Category	lb/day										lb/day					
Archit. Coating	14.1472					0.0000	0.0000		0.0000	0.0000			0.0000			0.0000
Off-Road	0.2919	2.0358	2.4234	3.9600e-003		0.1255	0.1255		0.1255	0.1255		375.2641	375.2641	0.0258		375.9079
Total	**14.4390**	**2.0358**	**2.4234**	**3.9600e-003**		**0.1255**	**0.1255**		**0.1255**	**0.1255**		**375.2641**	**375.2641**	**0.0258**		**375.9079**

3.7 Architectural Coating - 2021

Unmitigated Construction Off-Site

	ROG	NOx	CO	SO2	Fugitive PM10	Exhaust PM10	PM10 Total	Fugitive PM2.5	Exhaust PM2.5	PM2.5 Total	Bio- CO2	NBio- CO2	Total CO2	CH4	N2O	CO2e
Category	lb/day										lb/day					
Hauling	0.0000	0.0000	0.0000	0.0000	0.0000	0.0000	0.0000	0.0000	0.0000	0.0000		0.0000	0.0000	0.0000		0.0000
Vendor	0.0000	0.0000	0.0000	0.0000	0.0000	0.0000	0.0000	0.0000	0.0000	0.0000		0.0000	0.0000	0.0000		0.0000
Worker	0.6773	0.4393	4.5161	0.0131	1.4866	9.5100e-003	1.4961	0.3943	8.7600e-003	0.4030		1,305.3919	1,305.3919	0.0363		1,306.3003
Total	**0.6773**	**0.4393**	**4.5161**	**0.0131**	**1.4866**	**9.5100e-003**	**1.4961**	**0.3943**	**8.7600e-003**	**0.4030**		**1,305.3919**	**1,305.3919**	**0.0363**		**1,306.3003**

Mitigated Construction On-Site

	ROG	NOx	CO	SO2	Fugitive PM10	Exhaust PM10	PM10 Total	Fugitive PM2.5	Exhaust PM2.5	PM2.5 Total	Bio- CO2	NBio- CO2	Total CO2	CH4	N2O	CO2e
Category	lb/day										lb/day					
Archit. Coating	14.1472					0.0000	0.0000		0.0000	0.0000			0.0000			0.0000
Off-Road	0.2919	2.0358	2.4234	3.9600e-003		0.1255	0.1255		0.1255	0.1255	0.0000	375.2641	375.2641	0.0258		375.9079
Total	**14.4390**	**2.0358**	**2.4234**	**3.9600e-003**		**0.1255**	**0.1255**		**0.1255**	**0.1255**	**0.0000**	**375.2641**	**375.2641**	**0.0258**		**375.9079**

3.7 Architectural Coating - 2021

Mitigated Construction Off-Site

	ROG	NOx	CO	SO2	Fugitive PM10	Exhaust PM10	PM10 Total	Fugitive PM2.5	Exhaust PM2.5	PM2.5 Total	Bio- CO2	NBio- CO2	Total CO2	CH4	N2O	CO2e
Category	lb/day										lb/day					
Hauling	0.0000	0.0000	0.0000	0.0000	0.0000	0.0000	0.0000	0.0000	0.0000	0.0000		0.0000	0.0000	0.0000		0.0000
Vendor	0.0000	0.0000	0.0000	0.0000	0.0000	0.0000	0.0000	0.0000	0.0000	0.0000		0.0000	0.0000	0.0000		0.0000
Worker	0.6773	0.4393	4.5161	0.0131	1.4866	9.5100e-003	1.4961	0.3943	8.7600e-003	0.4030		1,305.3919	1,305.3919	0.0363		1,306.3003
Total	**0.6773**	**0.4393**	**4.5161**	**0.0131**	**1.4866**	**9.5100e-003**	**1.4961**	**0.3943**	**8.7600e-003**	**0.4030**		**1,305.3919**	**1,305.3919**	**0.0363**		**1,306.3003**

4.0 Operational Detail - Mobile

4.1 Mitigation Measures Mobile

	ROG	NOx	CO	SO2	Fugitive PM10	Exhaust PM10	PM10 Total	Fugitive PM2.5	Exhaust PM2.5	PM2.5 Total	Bio- CO2	NBio- CO2	Total CO2	CH4	N2O	CO2e
Category	lb/day										lb/day					
Mitigated	0.0000	0.0000	0.0000	0.0000	0.0000	0.0000	0.0000	0.0000	0.0000	0.0000		0.0000	0.0000	0.0000		0.0000
Unmitigated	0.0000	0.0000	0.0000	0.0000	0.0000	0.0000	0.0000	0.0000	0.0000	0.0000		0.0000	0.0000	0.0000		0.0000

4.2 Trip Summary Information

	Average Daily Trip Rate			Unmitigated	Mitigated
Land Use	Weekday	Saturday	Sunday	Annual VMT	Annual VMT
Other Non-Asphalt Surfaces	0.00	0.00	0.00		
Parking Lot	0.00	0.00	0.00		
Refrigerated Warehouse-No Rail	0.00	0.00	0.00		
Unrefrigerated Warehouse-No Rail	0.00	0.00	0.00		
Total	0.00	0.00	0.00		

4.3 Trip Type Information

	Miles			Trip %			Trip Purpose %		
Land Use	H-W or C-W	H-S or C-C	H-O or C-NW	H-W or C-W	H-S or C-C	H-O or C-NW	Primary	Diverted	Pass-by
Other Non-Asphalt Surfaces	0.00	0.00	0.00	0.00	0.00	0.00	0	0	0
Parking Lot	0.00	0.00	0.00	0.00	0.00	0.00	0	0	0
Refrigerated Warehouse-No	0.00	0.00	0.00	0.00	0.00	0.00	0	0	0
Unrefrigerated Warehouse-No	0.00	0.00	0.00	0.00	0.00	0.00	0	0	0

4.4 Fleet Mix

Land Use	LDA	LDT1	LDT2	MDV	LHD1	LHD2	MHD	HHD	OBUS	UBUS	MCY	SBUS	MH
Other Non-Asphalt Surfaces	0.549952	0.037123	0.179649	0.119457	0.017229	0.005267	0.017877	0.062669	0.001348	0.001607	0.006000	0.000812	0.001010
Parking Lot	0.549952	0.037123	0.179649	0.119457	0.017229	0.005267	0.017877	0.062669	0.001348	0.001607	0.006000	0.000812	0.001010
Refrigerated Warehouse-No Rail	0.549952	0.037123	0.179649	0.119457	0.017229	0.005267	0.017877	0.062669	0.001348	0.001607	0.006000	0.000812	0.001010
Unrefrigerated Warehouse-No Rail	0.549952	0.037123	0.179649	0.119457	0.017229	0.005267	0.017877	0.062669	0.001348	0.001607	0.006000	0.000812	0.001010

5.0 Energy Detail

Historical Energy Use: N

5.1 Mitigation Measures Energy

	ROG	NOx	CO	SO2	Fugitive PM10	Exhaust PM10	PM10 Total	Fugitive PM2.5	Exhaust PM2.5	PM2.5 Total	Bio- CO2	NBio- CO2	Total CO2	CH4	N2O	CO2e
Category	lb/day										lb/day					
NaturalGas Mitigated	0.0000	0.0000	0.0000	0.0000		0.0000	0.0000		0.0000	0.0000		0.0000	0.0000	0.0000	0.0000	0.0000
NaturalGas Unmitigated	0.0000	0.0000	0.0000	0.0000		0.0000	0.0000		0.0000	0.0000		0.0000	0.0000	0.0000	0.0000	0.0000

5.2 Energy by Land Use - NaturalGas

Unmitigated

	NaturalGas Use	ROG	NOx	CO	SO2	Fugitive PM10	Exhaust PM10	PM10 Total	Fugitive PM2.5	Exhaust PM2.5	PM2.5 Total	Bio- CO2	NBio- CO2	Total CO2	CH4	N2O	CO2e
Land Use	kBTU/yr	lb/day										lb/day					
Other Non-Asphalt Surfaces	0	0.0000	0.0000	0.0000	0.0000		0.0000	0.0000		0.0000	0.0000		0.0000	0.0000	0.0000	0.0000	0.0000
Parking Lot	0	0.0000	0.0000	0.0000	0.0000		0.0000	0.0000		0.0000	0.0000		0.0000	0.0000	0.0000	0.0000	0.0000
Refrigerated Warehouse-No Rail	0	0.0000	0.0000	0.0000	0.0000		0.0000	0.0000		0.0000	0.0000		0.0000	0.0000	0.0000	0.0000	0.0000
Unrefrigerated Warehouse-No Rail	0	0.0000	0.0000	0.0000	0.0000		0.0000	0.0000		0.0000	0.0000		0.0000	0.0000	0.0000	0.0000	0.0000
Total		**0.0000**	**0.0000**	**0.0000**	**0.0000**		**0.0000**	**0.0000**		**0.0000**	**0.0000**		**0.0000**	**0.0000**	**0.0000**	**0.0000**	**0.0000**

5.2 Energy by Land Use - NaturalGas

Mitigated

	NaturalGas Use	ROG	NOx	CO	SO2	Fugitive PM10	Exhaust PM10	PM10 Total	Fugitive PM2.5	Exhaust PM2.5	PM2.5 Total	Bio- CO2	NBio- CO2	Total CO2	CH4	N2O	CO2e
Land Use	kBTU/yr	lb/day										lb/day					
Other Non-Asphalt Surfaces	0	0.0000	0.0000	0.0000	0.0000		0.0000	0.0000		0.0000	0.0000		0.0000	0.0000	0.0000	0.0000	0.0000
Parking Lot	0	0.0000	0.0000	0.0000	0.0000		0.0000	0.0000		0.0000	0.0000		0.0000	0.0000	0.0000	0.0000	0.0000
Refrigerated Warehouse-No Rail	0	0.0000	0.0000	0.0000	0.0000		0.0000	0.0000		0.0000	0.0000		0.0000	0.0000	0.0000	0.0000	0.0000
Unrefrigerated Warehouse-No Rail	0	0.0000	0.0000	0.0000	0.0000		0.0000	0.0000		0.0000	0.0000		0.0000	0.0000	0.0000	0.0000	0.0000
Total		**0.0000**	**0.0000**	**0.0000**	**0.0000**		**0.0000**	**0.0000**		**0.0000**	**0.0000**		**0.0000**	**0.0000**	**0.0000**	**0.0000**	**0.0000**

6.0 Area Detail

6.1 Mitigation Measures Area

	ROG	NOx	CO	SO2	Fugitive PM10	Exhaust PM10	PM10 Total	Fugitive PM2.5	Exhaust PM2.5	PM2.5 Total	Bio- CO2	NBio- CO2	Total CO2	CH4	N2O	CO2e
Category	lb/day										lb/day					
Mitigated	18.5825	1.4600e-003	0.1589	1.0000e-005		5.7000e-004	5.7000e-004		5.7000e-004	5.7000e-004		0.3393	0.3393	9.0000e-004		0.3618
Unmitigated	18.5825	1.4600e-003	0.1589	1.0000e-005		5.7000e-004	5.7000e-004		5.7000e-004	5.7000e-004		0.3393	0.3393	9.0000e-004		0.3618

6.2 Area by SubCategory

Unmitigated

	ROG	NOx	CO	SO2	Fugitive PM10	Exhaust PM10	PM10 Total	Fugitive PM2.5	Exhaust PM2.5	PM2.5 Total	Bio- CO2	NBio- CO2	Total CO2	CH4	N2O	CO2e
SubCategory	lb/day										lb/day					
Architectural Coating	2.1318					0.0000	0.0000		0.0000	0.0000			0.0000			0.0000
Consumer Products	16.4359					0.0000	0.0000		0.0000	0.0000			0.0000			0.0000
Landscaping	0.0148	1.4600e-003	0.1589	1.0000e-005		5.7000e-004	5.7000e-004		5.7000e-004	5.7000e-004		0.3393	0.3393	9.0000e-004		0.3618
Total	**18.5825**	**1.4600e-003**	**0.1589**	**1.0000e-005**		**5.7000e-004**	**5.7000e-004**		**5.7000e-004**	**5.7000e-004**		**0.3393**	**0.3393**	**9.0000e-004**		**0.3618**

6.2 Area by SubCategory

Mitigated

	ROG	NOx	CO	SO2	Fugitive PM10	Exhaust PM10	PM10 Total	Fugitive PM2.5	Exhaust PM2.5	PM2.5 Total	Bio- CO2	NBio- CO2	Total CO2	CH4	N2O	CO2e
SubCategory	lb/day										lb/day					
Architectural Coating	2.1318					0.0000	0.0000		0.0000	0.0000			0.0000			0.0000
Consumer Products	16.4359					0.0000	0.0000		0.0000	0.0000			0.0000			0.0000
Landscaping	0.0148	1.4600e-003	0.1589	1.0000e-005		5.7000e-004	5.7000e-004		5.7000e-004	5.7000e-004		0.3393	0.3393	9.0000e-004		0.3618
Total	**18.5825**	**1.4600e-003**	**0.1589**	**1.0000e-005**		**5.7000e-004**	**5.7000e-004**		**5.7000e-004**	**5.7000e-004**		**0.3393**	**0.3393**	**9.0000e-004**		**0.3618**

7.0 Water Detail

7.1 Mitigation Measures Water

8.0 Waste Detail

8.1 Mitigation Measures Waste

9.0 Operational Offroad

Equipment Type	Number	Hours/Day	Days/Year	Horse Power	Load Factor	Fuel Type

10.0 Stationary Equipment

Fire Pumps and Emergency Generators

Equipment Type	Number	Hours/Day	Hours/Year	Horse Power	Load Factor	Fuel Type

Boilers

Equipment Type	Number	Heat Input/Day	Heat Input/Year	Boiler Rating	Fuel Type

User Defined Equipment

Equipment Type	Number

11.0 Vegetation

This page intentionally left blank

APPENDIX 3.4:

CALEEMOD CONSTRUCTION PHASE 2 (MITIGATED) EMISSIONS MODEL OUTPUTS

Goodman Industrial Park - Phase 2 (Construction - Mitigated)

San Bernardino-South Coast County, Summer

1.0 Project Characteristics

1.1 Land Usage

Land Uses	Size	Metric	Lot Acreage	Floor Surface Area	Population
Refrigerated Warehouse-No Rail	60.41	1000sqft	1.39	60,412.00	0
Unrefrigerated Warehouse-No Rail	241.65	1000sqft	5.55	241,648.00	0
Other Non-Asphalt Surfaces	54.93	1000sqft	1.26	54,933.00	0
Parking Lot	152.00	Space	3.68	160,353.12	0

1.2 Other Project Characteristics

Urbanization	Urban	**Wind Speed (m/s)**	2.2	**Precipitation Freq (Days)**	32
Climate Zone	10			**Operational Year**	2022
Utility Company	Southern California Edison				
CO2 Intensity (lb/MWhr)	702.44	**CH4 Intensity (lb/MWhr)**	0.029	**N2O Intensity (lb/MWhr)**	0.006

1.3 User Entered Comments & Non-Default Data

Project Characteristics -

Land Use - Phase 2 consist of the construction of Buildings 5 (212,420 sf) and the Future Expansion Area (89,640 sf). Consistent with the Traffic Study, 80% of Buildings are designated for warehouse use and the remanining 20% for high-cube cold storage warehouse use. Parking Spaces consist of both Auto Parking and Trailer Parking.

Construction Phase - Construction Schedule consistent with Goodman Logistics Center Fontana III AQ, GHG, & HRA Scoping Agreement.

Off-road Equipment - Equipment based on consultation with the Project applicant.

Off-road Equipment -

Off-road Equipment - Hours are based on an 8 hour workday.

Off-road Equipment -

Off-road Equipment - Hours are based on an 8 hour workday.

Grading - Based on the Equipment List the total acres graded per day is 3.0 acres for grading activities.

Architectural Coating - The Project shall utilize “Super-Compliant” low VOC paints which have been reformulated to exceed the regulatory VOC limits put forth by SCAQMD’s Rule 1113 (BACM AQ-2). Super-Compliant low VOC paints shall be no more than 10g/L of VOC.

Vehicle Trips - Construction Run Only.

Vehicle Emission Factors - EMFAC 2017

Vehicle Emission Factors - EMFAC 2017

Vehicle Emission Factors - EMFAC 2017

Energy Use - Construction Run Only.

Water And Wastewater - Construction Run Only.

Solid Waste - Construction Run Only.

Construction Off-road Equipment Mitigation - Rule 403

Table Name	Column Name	Default Value	New Value
tblArchitecturalCoating	EF_Nonresidential_Exterior	100.00	10.00
tblArchitecturalCoating	EF_Nonresidential_Interior	100.00	10.00
tblArchitecturalCoating	EF_Parking	100.00	10.00
tblConstructionPhase	NumDays	30.00	13.00
tblConstructionPhase	NumDays	300.00	184.00
tblEnergyUse	LightingElect	0.35	0.00

tblEnergyUse	LightingElect	2.37	0.00
tblEnergyUse	LightingElect	1.17	0.00
tblEnergyUse	NT24E	36.52	0.00
tblEnergyUse	NT24E	0.82	0.00
tblEnergyUse	NT24NG	48.51	0.00
tblEnergyUse	NT24NG	0.03	0.00
tblEnergyUse	T24E	1.06	0.00
tblEnergyUse	T24E	0.37	0.00
tblEnergyUse	T24NG	3.25	0.00
tblEnergyUse	T24NG	2.00	0.00
tblGrading	AcresOfGrading	32.50	39.00
tblLandUse	LandUseSquareFeet	60,800.00	160,353.12
tblLandUse	LotAcreage	1.37	3.68
tblOffRoadEquipment	UsageHours	6.00	8.00
tblOffRoadEquipment	UsageHours	7.00	8.00
tblOffRoadEquipment	UsageHours	7.00	8.00
tblSolidWaste	SolidWasteGenerationRate	56.79	0.00
tblSolidWaste	SolidWasteGenerationRate	227.15	0.00
tblVehicleEF	HHD	1.21	0.32
tblVehicleEF	HHD	0.04	2.3880e-003
tblVehicleEF	HHD	0.10	0.00
tblVehicleEF	HHD	3.29	93.15
tblVehicleEF	HHD	0.57	0.26
tblVehicleEF	HHD	1.82	2.2600e-003
tblVehicleEF	HHD	6,933.41	16,719.13
tblVehicleEF	HHD	1,475.79	1,347.67
tblVehicleEF	HHD	5.54	0.02

tblVehicleEF	HHD	26.50	86.33
tblVehicleEF	HHD	2.50	2.76
tblVehicleEF	HHD	9.7780e-003	0.04
tblVehicleEF	HHD	0.06	0.06
tblVehicleEF	HHD	0.04	0.04
tblVehicleEF	HHD	0.01	0.03
tblVehicleEF	HHD	5.1000e-005	1.0000e-006
tblVehicleEF	HHD	9.3550e-003	0.04
tblVehicleEF	HHD	0.03	0.03
tblVehicleEF	HHD	8.8810e-003	8.8160e-003
tblVehicleEF	HHD	0.01	0.03
tblVehicleEF	HHD	4.7000e-005	1.0000e-006
tblVehicleEF	HHD	8.5000e-005	3.4000e-005
tblVehicleEF	HHD	3.1910e-003	1.0400e-004
tblVehicleEF	HHD	0.84	6.69
tblVehicleEF	HHD	5.2000e-005	2.0000e-005
tblVehicleEF	HHD	0.08	0.05
tblVehicleEF	HHD	2.1700e-004	5.2200e-004
tblVehicleEF	HHD	0.05	1.0000e-006
tblVehicleEF	HHD	0.07	0.16
tblVehicleEF	HHD	0.01	0.01
tblVehicleEF	HHD	8.6000e-005	0.00
tblVehicleEF	HHD	8.5000e-005	3.4000e-005
tblVehicleEF	HHD	3.1910e-003	1.0400e-004
tblVehicleEF	HHD	0.97	7.61
tblVehicleEF	HHD	5.2000e-005	2.0000e-005
tblVehicleEF	HHD	0.13	0.06

tblVehicleEF	HHD	2.1700e-004	5.2200e-004
tblVehicleEF	HHD	0.06	1.0000e-006
tblVehicleEF	HHD	1.14	0.34
tblVehicleEF	HHD	0.04	2.3890e-003
tblVehicleEF	HHD	0.09	0.00
tblVehicleEF	HHD	2.39	91.41
tblVehicleEF	HHD	0.57	0.26
tblVehicleEF	HHD	1.70	2.1220e-003
tblVehicleEF	HHD	7,345.18	16,613.96
tblVehicleEF	HHD	1,475.79	1,347.67
tblVehicleEF	HHD	5.54	0.02
tblVehicleEF	HHD	27.35	83.18
tblVehicleEF	HHD	2.36	2.60
tblVehicleEF	HHD	8.2750e-003	0.04
tblVehicleEF	HHD	0.06	0.06
tblVehicleEF	HHD	0.04	0.04
tblVehicleEF	HHD	0.01	0.03
tblVehicleEF	HHD	5.1000e-005	1.0000e-006
tblVehicleEF	HHD	7.9170e-003	0.04
tblVehicleEF	HHD	0.03	0.03
tblVehicleEF	HHD	8.8810e-003	8.8160e-003
tblVehicleEF	HHD	0.01	0.03
tblVehicleEF	HHD	4.7000e-005	1.0000e-006
tblVehicleEF	HHD	1.6800e-004	7.2000e-005
tblVehicleEF	HHD	3.5970e-003	1.2200e-004
tblVehicleEF	HHD	0.79	7.03
tblVehicleEF	HHD	1.1700e-004	4.9000e-005

tblVehicleEF	HHD	0.08	0.05
tblVehicleEF	HHD	2.2100e-004	5.3900e-004
tblVehicleEF	HHD	0.05	1.0000e-006
tblVehicleEF	HHD	0.07	0.16
tblVehicleEF	HHD	0.01	0.01
tblVehicleEF	HHD	8.4000e-005	0.00
tblVehicleEF	HHD	1.6800e-004	7.2000e-005
tblVehicleEF	HHD	3.5970e-003	1.2200e-004
tblVehicleEF	HHD	0.91	8.00
tblVehicleEF	HHD	1.1700e-004	4.9000e-005
tblVehicleEF	HHD	0.13	0.06
tblVehicleEF	HHD	2.2100e-004	5.3900e-004
tblVehicleEF	HHD	0.06	1.0000e-006
tblVehicleEF	HHD	1.31	0.30
tblVehicleEF	HHD	0.04	2.3880e-003
tblVehicleEF	HHD	0.10	0.00
tblVehicleEF	HHD	4.53	95.56
tblVehicleEF	HHD	0.57	0.26
tblVehicleEF	HHD	1.79	2.2320e-003
tblVehicleEF	HHD	6,364.76	16,864.37
tblVehicleEF	HHD	1,475.79	1,347.67
tblVehicleEF	HHD	5.54	0.02
tblVehicleEF	HHD	25.32	90.68
tblVehicleEF	HHD	2.46	2.72
tblVehicleEF	HHD	0.01	0.05
tblVehicleEF	HHD	0.06	0.06
tblVehicleEF	HHD	0.04	0.04

tblVehicleEF	HHD	0.01	0.03
tblVehicleEF	HHD	5.1000e-005	1.0000e-006
tblVehicleEF	HHD	0.01	0.05
tblVehicleEF	HHD	0.03	0.03
tblVehicleEF	HHD	8.8810e-003	8.8160e-003
tblVehicleEF	HHD	0.01	0.03
tblVehicleEF	HHD	4.7000e-005	1.0000e-006
tblVehicleEF	HHD	8.5000e-005	3.8000e-005
tblVehicleEF	HHD	3.4760e-003	1.2300e-004
tblVehicleEF	HHD	0.91	6.22
tblVehicleEF	HHD	5.2000e-005	2.0000e-005
tblVehicleEF	HHD	0.08	0.05
tblVehicleEF	HHD	2.3300e-004	5.4600e-004
tblVehicleEF	HHD	0.05	1.0000e-006
tblVehicleEF	HHD	0.06	0.16
tblVehicleEF	HHD	0.01	0.01
tblVehicleEF	HHD	8.5000e-005	0.00
tblVehicleEF	HHD	8.5000e-005	3.8000e-005
tblVehicleEF	HHD	3.4760e-003	1.2300e-004
tblVehicleEF	HHD	1.05	7.08
tblVehicleEF	HHD	5.2000e-005	2.0000e-005
tblVehicleEF	HHD	0.13	0.06
tblVehicleEF	HHD	2.3300e-004	5.4600e-004
tblVehicleEF	HHD	0.06	1.0000e-006
tblVehicleEF	LDA	4.2030e-003	2.4750e-003
tblVehicleEF	LDA	5.6230e-003	0.05
tblVehicleEF	LDA	0.57	0.66

tblVehicleEF	LDA	1.19	2.16
tblVehicleEF	LDA	251.29	265.70
tblVehicleEF	LDA	57.15	53.86
tblVehicleEF	LDA	0.05	0.04
tblVehicleEF	LDA	1.6780e-003	1.4710e-003
tblVehicleEF	LDA	2.2790e-003	1.8580e-003
tblVehicleEF	LDA	1.5460e-003	1.3550e-003
tblVehicleEF	LDA	2.0960e-003	1.7080e-003
tblVehicleEF	LDA	0.04	0.27
tblVehicleEF	LDA	0.10	0.10
tblVehicleEF	LDA	0.03	0.21
tblVehicleEF	LDA	0.01	9.4820e-003
tblVehicleEF	LDA	0.03	0.21
tblVehicleEF	LDA	0.08	0.23
tblVehicleEF	LDA	2.5170e-003	2.6290e-003
tblVehicleEF	LDA	5.9200e-004	5.3300e-004
tblVehicleEF	LDA	0.04	0.27
tblVehicleEF	LDA	0.10	0.10
tblVehicleEF	LDA	0.03	0.21
tblVehicleEF	LDA	0.02	0.01
tblVehicleEF	LDA	0.03	0.21
tblVehicleEF	LDA	0.08	0.25
tblVehicleEF	LDA	4.7900e-003	2.8390e-003
tblVehicleEF	LDA	4.6890e-003	0.04
tblVehicleEF	LDA	0.71	0.81
tblVehicleEF	LDA	0.99	1.79
tblVehicleEF	LDA	274.94	290.16

tblVehicleEF	LDA	57.15	53.16
tblVehicleEF	LDA	0.05	0.04
tblVehicleEF	LDA	1.6780e-003	1.4710e-003
tblVehicleEF	LDA	2.2790e-003	1.8580e-003
tblVehicleEF	LDA	1.5460e-003	1.3550e-003
tblVehicleEF	LDA	2.0960e-003	1.7080e-003
tblVehicleEF	LDA	0.09	0.55
tblVehicleEF	LDA	0.12	0.12
tblVehicleEF	LDA	0.07	0.45
tblVehicleEF	LDA	0.01	0.01
tblVehicleEF	LDA	0.03	0.21
tblVehicleEF	LDA	0.06	0.19
tblVehicleEF	LDA	2.7550e-003	2.8710e-003
tblVehicleEF	LDA	5.8800e-004	5.2600e-004
tblVehicleEF	LDA	0.09	0.55
tblVehicleEF	LDA	0.12	0.12
tblVehicleEF	LDA	0.07	0.45
tblVehicleEF	LDA	0.02	0.02
tblVehicleEF	LDA	0.03	0.21
tblVehicleEF	LDA	0.07	0.21
tblVehicleEF	LDA	4.0860e-003	2.4150e-003
tblVehicleEF	LDA	5.5870e-003	0.05
tblVehicleEF	LDA	0.54	0.62
tblVehicleEF	LDA	1.18	2.12
tblVehicleEF	LDA	245.70	259.97
tblVehicleEF	LDA	57.15	53.80
tblVehicleEF	LDA	0.05	0.04

tblVehicleEF	LDA	1.6780e-003	1.4710e-003
tblVehicleEF	LDA	2.2790e-003	1.8580e-003
tblVehicleEF	LDA	1.5460e-003	1.3550e-003
tblVehicleEF	LDA	2.0960e-003	1.7080e-003
tblVehicleEF	LDA	0.05	0.27
tblVehicleEF	LDA	0.11	0.11
tblVehicleEF	LDA	0.03	0.20
tblVehicleEF	LDA	0.01	9.2350e-003
tblVehicleEF	LDA	0.04	0.24
tblVehicleEF	LDA	0.08	0.23
tblVehicleEF	LDA	2.4600e-003	2.5720e-003
tblVehicleEF	LDA	5.9100e-004	5.3200e-004
tblVehicleEF	LDA	0.05	0.27
tblVehicleEF	LDA	0.11	0.11
tblVehicleEF	LDA	0.03	0.20
tblVehicleEF	LDA	0.01	0.01
tblVehicleEF	LDA	0.04	0.24
tblVehicleEF	LDA	0.08	0.25
tblVehicleEF	LDT1	0.01	7.1090e-003
tblVehicleEF	LDT1	0.02	0.08
tblVehicleEF	LDT1	1.54	1.45
tblVehicleEF	LDT1	3.61	2.44
tblVehicleEF	LDT1	313.68	312.14
tblVehicleEF	LDT1	70.93	65.50
tblVehicleEF	LDT1	0.16	0.13
tblVehicleEF	LDT1	2.7050e-003	2.2090e-003
tblVehicleEF	LDT1	3.6920e-003	2.8520e-003

tblVehicleEF	LDT1	2.4910e-003	2.0320e-003
tblVehicleEF	LDT1	3.3960e-003	2.6220e-003
tblVehicleEF	LDT1	0.18	0.85
tblVehicleEF	LDT1	0.33	0.26
tblVehicleEF	LDT1	0.13	0.60
tblVehicleEF	LDT1	0.03	0.03
tblVehicleEF	LDT1	0.20	0.88
tblVehicleEF	LDT1	0.26	0.43
tblVehicleEF	LDT1	3.1570e-003	3.0890e-003
tblVehicleEF	LDT1	7.7300e-004	6.4800e-004
tblVehicleEF	LDT1	0.18	0.85
tblVehicleEF	LDT1	0.33	0.26
tblVehicleEF	LDT1	0.13	0.60
tblVehicleEF	LDT1	0.05	0.05
tblVehicleEF	LDT1	0.20	0.88
tblVehicleEF	LDT1	0.28	0.48
tblVehicleEF	LDT1	0.02	8.0650e-003
tblVehicleEF	LDT1	0.02	0.07
tblVehicleEF	LDT1	1.85	1.75
tblVehicleEF	LDT1	2.97	2.02
tblVehicleEF	LDT1	341.75	337.45
tblVehicleEF	LDT1	70.93	64.59
tblVehicleEF	LDT1	0.14	0.12
tblVehicleEF	LDT1	2.7050e-003	2.2090e-003
tblVehicleEF	LDT1	3.6920e-003	2.8520e-003
tblVehicleEF	LDT1	2.4910e-003	2.0320e-003
tblVehicleEF	LDT1	3.3960e-003	2.6220e-003

tblVehicleEF	LDT1	0.37	1.76
tblVehicleEF	LDT1	0.41	0.33
tblVehicleEF	LDT1	0.27	1.29
tblVehicleEF	LDT1	0.04	0.04
tblVehicleEF	LDT1	0.20	0.88
tblVehicleEF	LDT1	0.21	0.36
tblVehicleEF	LDT1	3.4420e-003	3.3390e-003
tblVehicleEF	LDT1	7.6200e-004	6.3900e-004
tblVehicleEF	LDT1	0.37	1.76
tblVehicleEF	LDT1	0.41	0.33
tblVehicleEF	LDT1	0.27	1.29
tblVehicleEF	LDT1	0.06	0.05
tblVehicleEF	LDT1	0.20	0.88
tblVehicleEF	LDT1	0.23	0.40
tblVehicleEF	LDT1	0.01	6.9430e-003
tblVehicleEF	LDT1	0.02	0.08
tblVehicleEF	LDT1	1.47	1.38
tblVehicleEF	LDT1	3.55	2.40
tblVehicleEF	LDT1	307.06	306.14
tblVehicleEF	LDT1	70.93	65.42
tblVehicleEF	LDT1	0.15	0.12
tblVehicleEF	LDT1	2.7050e-003	2.2090e-003
tblVehicleEF	LDT1	3.6920e-003	2.8520e-003
tblVehicleEF	LDT1	2.4910e-003	2.0320e-003
tblVehicleEF	LDT1	3.3960e-003	2.6220e-003
tblVehicleEF	LDT1	0.19	0.89
tblVehicleEF	LDT1	0.39	0.30

tblVehicleEF	LDT1	0.12	0.55
tblVehicleEF	LDT1	0.03	0.03
tblVehicleEF	LDT1	0.23	1.03
tblVehicleEF	LDT1	0.25	0.43
tblVehicleEF	LDT1	3.0890e-003	3.0290e-003
tblVehicleEF	LDT1	7.7200e-004	6.4700e-004
tblVehicleEF	LDT1	0.19	0.89
tblVehicleEF	LDT1	0.39	0.30
tblVehicleEF	LDT1	0.12	0.55
tblVehicleEF	LDT1	0.05	0.04
tblVehicleEF	LDT1	0.23	1.03
tblVehicleEF	LDT1	0.28	0.47
tblVehicleEF	LDT2	6.3270e-003	4.3120e-003
tblVehicleEF	LDT2	8.1990e-003	0.07
tblVehicleEF	LDT2	0.80	0.98
tblVehicleEF	LDT2	1.67	2.78
tblVehicleEF	LDT2	351.15	334.03
tblVehicleEF	LDT2	79.39	70.30
tblVehicleEF	LDT2	0.09	0.09
tblVehicleEF	LDT2	1.7270e-003	1.5300e-003
tblVehicleEF	LDT2	2.4170e-003	1.9480e-003
tblVehicleEF	LDT2	1.5880e-003	1.4080e-003
tblVehicleEF	LDT2	2.2220e-003	1.7910e-003
tblVehicleEF	LDT2	0.06	0.46
tblVehicleEF	LDT2	0.13	0.15
tblVehicleEF	LDT2	0.05	0.38
tblVehicleEF	LDT2	0.02	0.02

tblVehicleEF	LDT2	0.07	0.48
tblVehicleEF	LDT2	0.11	0.35
tblVehicleEF	LDT2	3.5180e-003	3.3050e-003
tblVehicleEF	LDT2	8.2200e-004	6.9600e-004
tblVehicleEF	LDT2	0.06	0.46
tblVehicleEF	LDT2	0.13	0.15
tblVehicleEF	LDT2	0.05	0.38
tblVehicleEF	LDT2	0.02	0.03
tblVehicleEF	LDT2	0.07	0.48
tblVehicleEF	LDT2	0.12	0.38
tblVehicleEF	LDT2	7.1840e-003	4.9250e-003
tblVehicleEF	LDT2	6.8290e-003	0.06
tblVehicleEF	LDT2	0.97	1.19
tblVehicleEF	LDT2	1.38	2.30
tblVehicleEF	LDT2	383.36	358.66
tblVehicleEF	LDT2	79.39	69.35
tblVehicleEF	LDT2	0.08	0.08
tblVehicleEF	LDT2	1.7270e-003	1.5300e-003
tblVehicleEF	LDT2	2.4170e-003	1.9480e-003
tblVehicleEF	LDT2	1.5880e-003	1.4080e-003
tblVehicleEF	LDT2	2.2220e-003	1.7910e-003
tblVehicleEF	LDT2	0.13	0.95
tblVehicleEF	LDT2	0.15	0.18
tblVehicleEF	LDT2	0.11	0.80
tblVehicleEF	LDT2	0.02	0.02
tblVehicleEF	LDT2	0.07	0.48
tblVehicleEF	LDT2	0.09	0.29

tblVehicleEF	LDT2	3.8420e-003	3.5480e-003
tblVehicleEF	LDT2	8.1700e-004	6.8600e-004
tblVehicleEF	LDT2	0.13	0.95
tblVehicleEF	LDT2	0.15	0.18
tblVehicleEF	LDT2	0.11	0.80
tblVehicleEF	LDT2	0.03	0.03
tblVehicleEF	LDT2	0.07	0.48
tblVehicleEF	LDT2	0.10	0.32
tblVehicleEF	LDT2	6.1560e-003	4.2090e-003
tblVehicleEF	LDT2	8.1410e-003	0.07
tblVehicleEF	LDT2	0.75	0.92
tblVehicleEF	LDT2	1.64	2.74
tblVehicleEF	LDT2	343.55	328.19
tblVehicleEF	LDT2	79.39	70.22
tblVehicleEF	LDT2	0.08	0.09
tblVehicleEF	LDT2	1.7270e-003	1.5300e-003
tblVehicleEF	LDT2	2.4170e-003	1.9480e-003
tblVehicleEF	LDT2	1.5880e-003	1.4080e-003
tblVehicleEF	LDT2	2.2220e-003	1.7910e-003
tblVehicleEF	LDT2	0.06	0.46
tblVehicleEF	LDT2	0.14	0.16
tblVehicleEF	LDT2	0.05	0.35
tblVehicleEF	LDT2	0.02	0.02
tblVehicleEF	LDT2	0.08	0.56
tblVehicleEF	LDT2	0.11	0.35
tblVehicleEF	LDT2	3.4410e-003	3.2470e-003
tblVehicleEF	LDT2	8.2200e-004	6.9500e-004

tblVehicleEF	LDT2	0.06	0.46
tblVehicleEF	LDT2	0.14	0.16
tblVehicleEF	LDT2	0.05	0.35
tblVehicleEF	LDT2	0.02	0.03
tblVehicleEF	LDT2	0.08	0.56
tblVehicleEF	LDT2	0.12	0.38
tblVehicleEF	LHD1	5.2170e-003	0.07
tblVehicleEF	LHD1	0.01	6.5090e-003
tblVehicleEF	LHD1	0.02	0.02
tblVehicleEF	LHD1	0.14	2.39
tblVehicleEF	LHD1	1.07	0.88
tblVehicleEF	LHD1	2.60	1.03
tblVehicleEF	LHD1	9.23	128.99
tblVehicleEF	LHD1	609.20	648.62
tblVehicleEF	LHD1	30.40	10.79
tblVehicleEF	LHD1	0.09	1.09
tblVehicleEF	LHD1	2.12	1.54
tblVehicleEF	LHD1	9.6500e-004	0.01
tblVehicleEF	LHD1	0.01	9.9680e-003
tblVehicleEF	LHD1	0.01	0.01
tblVehicleEF	LHD1	9.5800e-004	2.6300e-004
tblVehicleEF	LHD1	9.2400e-004	0.01
tblVehicleEF	LHD1	2.5390e-003	2.4920e-003
tblVehicleEF	LHD1	0.01	0.01
tblVehicleEF	LHD1	8.8100e-004	2.4200e-004
tblVehicleEF	LHD1	3.7070e-003	0.04
tblVehicleEF	LHD1	0.11	0.09

tblVehicleEF	LHD1	0.02	0.29
tblVehicleEF	LHD1	1.8240e-003	0.02
tblVehicleEF	LHD1	0.08	0.07
tblVehicleEF	LHD1	0.35	0.60
tblVehicleEF	LHD1	0.27	0.08
tblVehicleEF	LHD1	9.2000e-005	1.2480e-003
tblVehicleEF	LHD1	5.9760e-003	6.3130e-003
tblVehicleEF	LHD1	3.5300e-004	1.0700e-004
tblVehicleEF	LHD1	3.7070e-003	0.04
tblVehicleEF	LHD1	0.11	0.09
tblVehicleEF	LHD1	0.02	0.40
tblVehicleEF	LHD1	1.8240e-003	0.02
tblVehicleEF	LHD1	0.10	0.08
tblVehicleEF	LHD1	0.35	0.60
tblVehicleEF	LHD1	0.29	0.09
tblVehicleEF	LHD1	5.2170e-003	0.07
tblVehicleEF	LHD1	0.01	6.6670e-003
tblVehicleEF	LHD1	0.02	0.02
tblVehicleEF	LHD1	0.14	2.39
tblVehicleEF	LHD1	1.09	0.90
tblVehicleEF	LHD1	2.43	0.97
tblVehicleEF	LHD1	9.23	128.99
tblVehicleEF	LHD1	609.20	648.66
tblVehicleEF	LHD1	30.40	10.67
tblVehicleEF	LHD1	0.09	1.09
tblVehicleEF	LHD1	1.98	1.44
tblVehicleEF	LHD1	9.6500e-004	0.01

tblVehicleEF	LHD1	0.01	9.9680e-003
tblVehicleEF	LHD1	0.01	0.01
tblVehicleEF	LHD1	9.5800e-004	2.6300e-004
tblVehicleEF	LHD1	9.2400e-004	0.01
tblVehicleEF	LHD1	2.5390e-003	2.4920e-003
tblVehicleEF	LHD1	0.01	0.01
tblVehicleEF	LHD1	8.8100e-004	2.4200e-004
tblVehicleEF	LHD1	7.3080e-003	0.09
tblVehicleEF	LHD1	0.13	0.11
tblVehicleEF	LHD1	0.02	0.29
tblVehicleEF	LHD1	4.1220e-003	0.05
tblVehicleEF	LHD1	0.09	0.07
tblVehicleEF	LHD1	0.36	0.60
tblVehicleEF	LHD1	0.25	0.08
tblVehicleEF	LHD1	9.2000e-005	1.2480e-003
tblVehicleEF	LHD1	5.9770e-003	6.3140e-003
tblVehicleEF	LHD1	3.5000e-004	1.0600e-004
tblVehicleEF	LHD1	7.3080e-003	0.09
tblVehicleEF	LHD1	0.13	0.11
tblVehicleEF	LHD1	0.02	0.40
tblVehicleEF	LHD1	4.1220e-003	0.05
tblVehicleEF	LHD1	0.11	0.09
tblVehicleEF	LHD1	0.36	0.60
tblVehicleEF	LHD1	0.28	0.08
tblVehicleEF	LHD1	5.2170e-003	0.07
tblVehicleEF	LHD1	0.01	6.5250e-003
tblVehicleEF	LHD1	0.02	0.02

tblVehicleEF	LHD1	0.14	2.39
tblVehicleEF	LHD1	1.07	0.89
tblVehicleEF	LHD1	2.55	1.02
tblVehicleEF	LHD1	9.23	128.99
tblVehicleEF	LHD1	609.20	648.63
tblVehicleEF	LHD1	30.40	10.76
tblVehicleEF	LHD1	0.09	1.09
tblVehicleEF	LHD1	2.08	1.51
tblVehicleEF	LHD1	9.6500e-004	0.01
tblVehicleEF	LHD1	0.01	9.9680e-003
tblVehicleEF	LHD1	0.01	0.01
tblVehicleEF	LHD1	9.5800e-004	2.6300e-004
tblVehicleEF	LHD1	9.2400e-004	0.01
tblVehicleEF	LHD1	2.5390e-003	2.4920e-003
tblVehicleEF	LHD1	0.01	0.01
tblVehicleEF	LHD1	8.8100e-004	2.4200e-004
tblVehicleEF	LHD1	4.0430e-003	0.05
tblVehicleEF	LHD1	0.13	0.10
tblVehicleEF	LHD1	0.02	0.29
tblVehicleEF	LHD1	1.7940e-003	0.02
tblVehicleEF	LHD1	0.08	0.07
tblVehicleEF	LHD1	0.38	0.64
tblVehicleEF	LHD1	0.26	0.08
tblVehicleEF	LHD1	9.2000e-005	1.2480e-003
tblVehicleEF	LHD1	5.9760e-003	6.3130e-003
tblVehicleEF	LHD1	3.5200e-004	1.0600e-004
tblVehicleEF	LHD1	4.0430e-003	0.05

tblVehicleEF	LHD1	0.13	0.10
tblVehicleEF	LHD1	0.02	0.40
tblVehicleEF	LHD1	1.7940e-003	0.02
tblVehicleEF	LHD1	0.10	0.08
tblVehicleEF	LHD1	0.38	0.64
tblVehicleEF	LHD1	0.29	0.09
tblVehicleEF	LHD2	3.5950e-003	0.04
tblVehicleEF	LHD2	4.6110e-003	4.1580e-003
tblVehicleEF	LHD2	8.1370e-003	9.5080e-003
tblVehicleEF	LHD2	0.12	1.83
tblVehicleEF	LHD2	0.50	0.56
tblVehicleEF	LHD2	1.20	0.61
tblVehicleEF	LHD2	14.27	193.92
tblVehicleEF	LHD2	608.52	648.96
tblVehicleEF	LHD2	24.46	7.78
tblVehicleEF	LHD2	0.11	1.53
tblVehicleEF	LHD2	1.49	1.65
tblVehicleEF	LHD2	1.2830e-003	0.02
tblVehicleEF	LHD2	0.01	0.01
tblVehicleEF	LHD2	0.01	0.01
tblVehicleEF	LHD2	4.0000e-004	1.2600e-004
tblVehicleEF	LHD2	1.2280e-003	0.02
tblVehicleEF	LHD2	2.6860e-003	2.6930e-003
tblVehicleEF	LHD2	0.01	0.01
tblVehicleEF	LHD2	3.6800e-004	1.1600e-004
tblVehicleEF	LHD2	1.3070e-003	0.02
tblVehicleEF	LHD2	0.04	0.05

tblVehicleEF	LHD2	0.01	0.22
tblVehicleEF	LHD2	7.0300e-004	0.01
tblVehicleEF	LHD2	0.06	0.06
tblVehicleEF	LHD2	0.09	0.29
tblVehicleEF	LHD2	0.11	0.05
tblVehicleEF	LHD2	1.3900e-004	1.8530e-003
tblVehicleEF	LHD2	5.9200e-003	6.2610e-003
tblVehicleEF	LHD2	2.6700e-004	7.7000e-005
tblVehicleEF	LHD2	1.3070e-003	0.02
tblVehicleEF	LHD2	0.04	0.05
tblVehicleEF	LHD2	0.02	0.30
tblVehicleEF	LHD2	7.0300e-004	0.01
tblVehicleEF	LHD2	0.07	0.07
tblVehicleEF	LHD2	0.09	0.29
tblVehicleEF	LHD2	0.12	0.05
tblVehicleEF	LHD2	3.5950e-003	0.04
tblVehicleEF	LHD2	4.6760e-003	4.2030e-003
tblVehicleEF	LHD2	7.7630e-003	9.0810e-003
tblVehicleEF	LHD2	0.12	1.83
tblVehicleEF	LHD2	0.50	0.56
tblVehicleEF	LHD2	1.13	0.57
tblVehicleEF	LHD2	14.27	193.92
tblVehicleEF	LHD2	608.52	648.97
tblVehicleEF	LHD2	24.46	7.71
tblVehicleEF	LHD2	0.11	1.53
tblVehicleEF	LHD2	1.40	1.55
tblVehicleEF	LHD2	1.2830e-003	0.02

tblVehicleEF	LHD2	0.01	0.01
tblVehicleEF	LHD2	0.01	0.01
tblVehicleEF	LHD2	4.0000e-004	1.2600e-004
tblVehicleEF	LHD2	1.2280e-003	0.02
tblVehicleEF	LHD2	2.6860e-003	2.6930e-003
tblVehicleEF	LHD2	0.01	0.01
tblVehicleEF	LHD2	3.6800e-004	1.1600e-004
tblVehicleEF	LHD2	2.5220e-003	0.04
tblVehicleEF	LHD2	0.04	0.06
tblVehicleEF	LHD2	0.01	0.22
tblVehicleEF	LHD2	1.5220e-003	0.02
tblVehicleEF	LHD2	0.06	0.06
tblVehicleEF	LHD2	0.09	0.29
tblVehicleEF	LHD2	0.10	0.04
tblVehicleEF	LHD2	1.3900e-004	1.8530e-003
tblVehicleEF	LHD2	5.9200e-003	6.2610e-003
tblVehicleEF	LHD2	2.6500e-004	7.6000e-005
tblVehicleEF	LHD2	2.5220e-003	0.04
tblVehicleEF	LHD2	0.04	0.06
tblVehicleEF	LHD2	0.02	0.30
tblVehicleEF	LHD2	1.5220e-003	0.02
tblVehicleEF	LHD2	0.07	0.07
tblVehicleEF	LHD2	0.09	0.29
tblVehicleEF	LHD2	0.11	0.05
tblVehicleEF	LHD2	3.5950e-003	0.04
tblVehicleEF	LHD2	4.6180e-003	4.1630e-003
tblVehicleEF	LHD2	8.0640e-003	9.4270e-003

tblVehicleEF	LHD2	0.12	1.83
tblVehicleEF	LHD2	0.50	0.56
tblVehicleEF	LHD2	1.19	0.60
tblVehicleEF	LHD2	14.27	193.92
tblVehicleEF	LHD2	608.52	648.96
tblVehicleEF	LHD2	24.46	7.77
tblVehicleEF	LHD2	0.11	1.53
tblVehicleEF	LHD2	1.46	1.62
tblVehicleEF	LHD2	1.2830e-003	0.02
tblVehicleEF	LHD2	0.01	0.01
tblVehicleEF	LHD2	0.01	0.01
tblVehicleEF	LHD2	4.0000e-004	1.2600e-004
tblVehicleEF	LHD2	1.2280e-003	0.02
tblVehicleEF	LHD2	2.6860e-003	2.6930e-003
tblVehicleEF	LHD2	0.01	0.01
tblVehicleEF	LHD2	3.6800e-004	1.1600e-004
tblVehicleEF	LHD2	1.3460e-003	0.02
tblVehicleEF	LHD2	0.04	0.05
tblVehicleEF	LHD2	0.01	0.22
tblVehicleEF	LHD2	6.8700e-004	0.01
tblVehicleEF	LHD2	0.06	0.06
tblVehicleEF	LHD2	0.10	0.31
tblVehicleEF	LHD2	0.11	0.05
tblVehicleEF	LHD2	1.3900e-004	1.8530e-003
tblVehicleEF	LHD2	5.9200e-003	6.2610e-003
tblVehicleEF	LHD2	2.6600e-004	7.7000e-005
tblVehicleEF	LHD2	1.3460e-003	0.02

tblVehicleEF	LHD2	0.04	0.05
tblVehicleEF	LHD2	0.02	0.30
tblVehicleEF	LHD2	6.8700e-004	0.01
tblVehicleEF	LHD2	0.07	0.07
tblVehicleEF	LHD2	0.10	0.31
tblVehicleEF	LHD2	0.12	0.05
tblVehicleEF	MCY	0.43	0.33
tblVehicleEF	MCY	0.16	0.25
tblVehicleEF	MCY	20.55	20.74
tblVehicleEF	MCY	9.93	8.78
tblVehicleEF	MCY	167.73	210.98
tblVehicleEF	MCY	46.45	61.55
tblVehicleEF	MCY	1.16	1.17
tblVehicleEF	MCY	1.8610e-003	1.8280e-003
tblVehicleEF	MCY	3.6730e-003	3.0520e-003
tblVehicleEF	MCY	1.7420e-003	1.7110e-003
tblVehicleEF	MCY	3.4650e-003	2.8770e-003
tblVehicleEF	MCY	1.45	2.89
tblVehicleEF	MCY	0.84	0.84
tblVehicleEF	MCY	0.80	1.59
tblVehicleEF	MCY	2.23	2.23
tblVehicleEF	MCY	0.49	2.04
tblVehicleEF	MCY	2.16	1.90
tblVehicleEF	MCY	2.0770e-003	2.0880e-003
tblVehicleEF	MCY	6.9000e-004	6.0900e-004
tblVehicleEF	MCY	1.45	2.89
tblVehicleEF	MCY	0.84	0.84

tblVehicleEF	MCY	0.80	1.59
tblVehicleEF	MCY	2.74	2.74
tblVehicleEF	MCY	0.49	2.04
tblVehicleEF	MCY	2.35	2.07
tblVehicleEF	MCY	0.42	0.32
tblVehicleEF	MCY	0.14	0.22
tblVehicleEF	MCY	20.68	20.87
tblVehicleEF	MCY	9.05	7.97
tblVehicleEF	MCY	167.73	210.98
tblVehicleEF	MCY	46.45	59.35
tblVehicleEF	MCY	0.99	0.99
tblVehicleEF	MCY	1.8610e-003	1.8280e-003
tblVehicleEF	MCY	3.6730e-003	3.0520e-003
tblVehicleEF	MCY	1.7420e-003	1.7110e-003
tblVehicleEF	MCY	3.4650e-003	2.8770e-003
tblVehicleEF	MCY	3.14	6.27
tblVehicleEF	MCY	1.27	1.28
tblVehicleEF	MCY	2.13	4.24
tblVehicleEF	MCY	2.17	2.17
tblVehicleEF	MCY	0.49	2.03
tblVehicleEF	MCY	1.86	1.63
tblVehicleEF	MCY	2.0770e-003	2.0880e-003
tblVehicleEF	MCY	6.6700e-004	5.8700e-004
tblVehicleEF	MCY	3.14	6.27
tblVehicleEF	MCY	1.27	1.28
tblVehicleEF	MCY	2.13	4.24
tblVehicleEF	MCY	2.67	2.67

tblVehicleEF	MCY	0.49	2.03
tblVehicleEF	MCY	2.02	1.77
tblVehicleEF	MCY	0.42	0.32
tblVehicleEF	MCY	0.15	0.24
tblVehicleEF	MCY	19.63	19.79
tblVehicleEF	MCY	9.55	8.43
tblVehicleEF	MCY	167.73	209.35
tblVehicleEF	MCY	46.45	60.75
tblVehicleEF	MCY	1.12	1.12
tblVehicleEF	MCY	1.8610e-003	1.8280e-003
tblVehicleEF	MCY	3.6730e-003	3.0520e-003
tblVehicleEF	MCY	1.7420e-003	1.7110e-003
tblVehicleEF	MCY	3.4650e-003	2.8770e-003
tblVehicleEF	MCY	1.71	3.40
tblVehicleEF	MCY	1.13	1.12
tblVehicleEF	MCY	0.72	1.42
tblVehicleEF	MCY	2.19	2.20
tblVehicleEF	MCY	0.56	2.32
tblVehicleEF	MCY	2.08	1.83
tblVehicleEF	MCY	2.0610e-003	2.0720e-003
tblVehicleEF	MCY	6.8200e-004	6.0100e-004
tblVehicleEF	MCY	1.71	3.40
tblVehicleEF	MCY	1.13	1.12
tblVehicleEF	MCY	0.72	1.42
tblVehicleEF	MCY	2.69	2.69
tblVehicleEF	MCY	0.56	2.32
tblVehicleEF	MCY	2.27	1.99

tblVehicleEF	MDV	0.01	5.5850e-003
tblVehicleEF	MDV	0.02	0.09
tblVehicleEF	MDV	1.35	1.14
tblVehicleEF	MDV	3.25	3.33
tblVehicleEF	MDV	483.94	414.18
tblVehicleEF	MDV	107.92	87.05
tblVehicleEF	MDV	0.17	0.12
tblVehicleEF	MDV	1.8260e-003	1.6380e-003
tblVehicleEF	MDV	2.5170e-003	2.0560e-003
tblVehicleEF	MDV	1.6830e-003	1.5110e-003
tblVehicleEF	MDV	2.3150e-003	1.8910e-003
tblVehicleEF	MDV	0.10	0.53
tblVehicleEF	MDV	0.20	0.17
tblVehicleEF	MDV	0.08	0.46
tblVehicleEF	MDV	0.03	0.02
tblVehicleEF	MDV	0.11	0.52
tblVehicleEF	MDV	0.25	0.45
tblVehicleEF	MDV	4.8500e-003	4.0950e-003
tblVehicleEF	MDV	1.1370e-003	8.6100e-004
tblVehicleEF	MDV	0.10	0.53
tblVehicleEF	MDV	0.20	0.17
tblVehicleEF	MDV	0.08	0.46
tblVehicleEF	MDV	0.05	0.03
tblVehicleEF	MDV	0.11	0.52
tblVehicleEF	MDV	0.28	0.50
tblVehicleEF	MDV	0.01	6.3910e-003
tblVehicleEF	MDV	0.02	0.08

tblVehicleEF	MDV	1.64	1.39
tblVehicleEF	MDV	2.69	2.75
tblVehicleEF	MDV	526.85	440.29
tblVehicleEF	MDV	107.92	85.88
tblVehicleEF	MDV	0.16	0.11
tblVehicleEF	MDV	1.8260e-003	1.6380e-003
tblVehicleEF	MDV	2.5170e-003	2.0560e-003
tblVehicleEF	MDV	1.6830e-003	1.5110e-003
tblVehicleEF	MDV	2.3150e-003	1.8910e-003
tblVehicleEF	MDV	0.20	1.07
tblVehicleEF	MDV	0.23	0.20
tblVehicleEF	MDV	0.17	0.95
tblVehicleEF	MDV	0.04	0.03
tblVehicleEF	MDV	0.11	0.52
tblVehicleEF	MDV	0.21	0.38
tblVehicleEF	MDV	5.2830e-003	4.3530e-003
tblVehicleEF	MDV	1.1260e-003	8.5000e-004
tblVehicleEF	MDV	0.20	1.07
tblVehicleEF	MDV	0.23	0.20
tblVehicleEF	MDV	0.17	0.95
tblVehicleEF	MDV	0.05	0.04
tblVehicleEF	MDV	0.11	0.52
tblVehicleEF	MDV	0.23	0.42
tblVehicleEF	MDV	0.01	5.4380e-003
tblVehicleEF	MDV	0.02	0.09
tblVehicleEF	MDV	1.28	1.08
tblVehicleEF	MDV	3.20	3.28

tblVehicleEF	MDV	473.93	407.99
tblVehicleEF	MDV	107.92	86.95
tblVehicleEF	MDV	0.16	0.11
tblVehicleEF	MDV	1.8260e-003	1.6380e-003
tblVehicleEF	MDV	2.5170e-003	2.0560e-003
tblVehicleEF	MDV	1.6830e-003	1.5110e-003
tblVehicleEF	MDV	2.3150e-003	1.8910e-003
tblVehicleEF	MDV	0.10	0.51
tblVehicleEF	MDV	0.22	0.19
tblVehicleEF	MDV	0.08	0.43
tblVehicleEF	MDV	0.03	0.02
tblVehicleEF	MDV	0.13	0.60
tblVehicleEF	MDV	0.25	0.45
tblVehicleEF	MDV	4.7490e-003	4.0340e-003
tblVehicleEF	MDV	1.1360e-003	8.6000e-004
tblVehicleEF	MDV	0.10	0.51
tblVehicleEF	MDV	0.22	0.19
tblVehicleEF	MDV	0.08	0.43
tblVehicleEF	MDV	0.04	0.03
tblVehicleEF	MDV	0.13	0.60
tblVehicleEF	MDV	0.27	0.49
tblVehicleEF	MH	0.04	3.7970e-003
tblVehicleEF	MH	0.03	0.00
tblVehicleEF	MH	3.07	0.36
tblVehicleEF	MH	6.43	0.00
tblVehicleEF	MH	1,045.05	951.23
tblVehicleEF	MH	59.49	0.00

tblVehicleEF	MH	1.54	4.54
tblVehicleEF	MH	0.01	0.02
tblVehicleEF	MH	0.04	0.14
tblVehicleEF	MH	1.1740e-003	0.00
tblVehicleEF	MH	3.2230e-003	4.0000e-003
tblVehicleEF	MH	0.04	0.14
tblVehicleEF	MH	1.0790e-003	0.00
tblVehicleEF	MH	1.47	0.00
tblVehicleEF	MH	0.09	0.00
tblVehicleEF	MH	0.51	0.00
tblVehicleEF	MH	0.10	0.08
tblVehicleEF	MH	0.03	0.00
tblVehicleEF	MH	0.37	0.00
tblVehicleEF	MH	0.01	8.9930e-003
tblVehicleEF	MH	7.0700e-004	0.00
tblVehicleEF	MH	1.47	0.00
tblVehicleEF	MH	0.09	0.00
tblVehicleEF	MH	0.51	0.00
tblVehicleEF	MH	0.14	0.09
tblVehicleEF	MH	0.03	0.00
tblVehicleEF	MH	0.40	0.00
tblVehicleEF	MH	0.04	3.7970e-003
tblVehicleEF	MH	0.03	0.00
tblVehicleEF	MH	3.19	0.36
tblVehicleEF	MH	5.84	0.00
tblVehicleEF	MH	1,045.05	951.23
tblVehicleEF	MH	59.49	0.00

tblVehicleEF	MH	1.41	4.26
tblVehicleEF	MH	0.01	0.02
tblVehicleEF	MH	0.04	0.14
tblVehicleEF	MH	1.1740e-003	0.00
tblVehicleEF	MH	3.2230e-003	4.0000e-003
tblVehicleEF	MH	0.04	0.14
tblVehicleEF	MH	1.0790e-003	0.00
tblVehicleEF	MH	2.91	0.00
tblVehicleEF	MH	0.11	0.00
tblVehicleEF	MH	1.21	0.00
tblVehicleEF	MH	0.11	0.08
tblVehicleEF	MH	0.03	0.00
tblVehicleEF	MH	0.34	0.00
tblVehicleEF	MH	0.01	8.9930e-003
tblVehicleEF	MH	6.9700e-004	0.00
tblVehicleEF	MH	2.91	0.00
tblVehicleEF	MH	0.11	0.00
tblVehicleEF	MH	1.21	0.00
tblVehicleEF	MH	0.15	0.09
tblVehicleEF	MH	0.03	0.00
tblVehicleEF	MH	0.38	0.00
tblVehicleEF	MH	0.04	3.7970e-003
tblVehicleEF	MH	0.03	0.00
tblVehicleEF	MH	3.08	0.36
tblVehicleEF	MH	6.36	0.00
tblVehicleEF	MH	1,045.05	951.23
tblVehicleEF	MH	59.49	0.00

tblVehicleEF	MH	1.51	4.46
tblVehicleEF	MH	0.01	0.02
tblVehicleEF	MH	0.04	0.14
tblVehicleEF	MH	1.1740e-003	0.00
tblVehicleEF	MH	3.2230e-003	4.0000e-003
tblVehicleEF	MH	0.04	0.14
tblVehicleEF	MH	1.0790e-003	0.00
tblVehicleEF	MH	1.75	0.00
tblVehicleEF	MH	0.11	0.00
tblVehicleEF	MH	0.53	0.00
tblVehicleEF	MH	0.10	0.08
tblVehicleEF	MH	0.03	0.00
tblVehicleEF	MH	0.37	0.00
tblVehicleEF	MH	0.01	8.9930e-003
tblVehicleEF	MH	7.0600e-004	0.00
tblVehicleEF	MH	1.75	0.00
tblVehicleEF	MH	0.11	0.00
tblVehicleEF	MH	0.53	0.00
tblVehicleEF	MH	0.15	0.09
tblVehicleEF	MH	0.03	0.00
tblVehicleEF	MH	0.40	0.00
tblVehicleEF	MHD	0.02	0.04
tblVehicleEF	MHD	3.5160e-003	3.4880e-003
tblVehicleEF	MHD	0.05	8.5120e-003
tblVehicleEF	MHD	0.32	3.72
tblVehicleEF	MHD	0.27	0.35
tblVehicleEF	MHD	5.32	0.97

tblVehicleEF	MHD	156.91	763.26
tblVehicleEF	MHD	1,101.52	999.60
tblVehicleEF	MHD	52.43	8.24
tblVehicleEF	MHD	0.60	5.60
tblVehicleEF	MHD	0.99	1.54
tblVehicleEF	MHD	3.8600e-004	0.01
tblVehicleEF	MHD	5.0030e-003	0.03
tblVehicleEF	MHD	7.6400e-004	1.0000e-004
tblVehicleEF	MHD	3.6900e-004	0.01
tblVehicleEF	MHD	4.7830e-003	0.03
tblVehicleEF	MHD	7.0300e-004	9.2000e-005
tblVehicleEF	MHD	1.2800e-003	6.5510e-003
tblVehicleEF	MHD	0.04	0.02
tblVehicleEF	MHD	0.02	0.20
tblVehicleEF	MHD	6.5100e-004	3.3140e-003
tblVehicleEF	MHD	0.04	0.05
tblVehicleEF	MHD	0.02	0.11
tblVehicleEF	MHD	0.32	0.04
tblVehicleEF	MHD	1.5080e-003	7.2390e-003
tblVehicleEF	MHD	0.01	9.5250e-003
tblVehicleEF	MHD	6.1700e-004	8.2000e-005
tblVehicleEF	MHD	1.2800e-003	6.5510e-003
tblVehicleEF	MHD	0.04	0.02
tblVehicleEF	MHD	0.03	0.26
tblVehicleEF	MHD	6.5100e-004	3.3140e-003
tblVehicleEF	MHD	0.04	0.06
tblVehicleEF	MHD	0.02	0.11

tblVehicleEF	MHD	0.35	0.05
tblVehicleEF	MHD	0.02	0.03
tblVehicleEF	MHD	3.5800e-003	3.5290e-003
tblVehicleEF	MHD	0.05	8.1180e-003
tblVehicleEF	MHD	0.24	3.14
tblVehicleEF	MHD	0.28	0.36
tblVehicleEF	MHD	4.97	0.91
tblVehicleEF	MHD	166.20	771.16
tblVehicleEF	MHD	1,101.52	999.60
tblVehicleEF	MHD	52.43	8.13
tblVehicleEF	MHD	0.62	5.60
tblVehicleEF	MHD	0.92	1.44
tblVehicleEF	MHD	3.2500e-004	0.01
tblVehicleEF	MHD	5.0030e-003	0.03
tblVehicleEF	MHD	7.6400e-004	1.0000e-004
tblVehicleEF	MHD	3.1100e-004	0.01
tblVehicleEF	MHD	4.7830e-003	0.03
tblVehicleEF	MHD	7.0300e-004	9.2000e-005
tblVehicleEF	MHD	2.5300e-003	0.01
tblVehicleEF	MHD	0.05	0.02
tblVehicleEF	MHD	0.02	0.19
tblVehicleEF	MHD	1.5010e-003	7.6700e-003
tblVehicleEF	MHD	0.04	0.05
tblVehicleEF	MHD	0.02	0.11
tblVehicleEF	MHD	0.30	0.04
tblVehicleEF	MHD	1.5950e-003	7.3150e-003
tblVehicleEF	MHD	0.01	9.5250e-003

tblVehicleEF	MHD	6.1100e-004	8.1000e-005
tblVehicleEF	MHD	2.5300e-003	0.01
tblVehicleEF	MHD	0.05	0.02
tblVehicleEF	MHD	0.03	0.25
tblVehicleEF	MHD	1.5010e-003	7.6700e-003
tblVehicleEF	MHD	0.04	0.06
tblVehicleEF	MHD	0.02	0.11
tblVehicleEF	MHD	0.33	0.05
tblVehicleEF	MHD	0.02	0.04
tblVehicleEF	MHD	3.5220e-003	3.4910e-003
tblVehicleEF	MHD	0.05	8.4150e-003
tblVehicleEF	MHD	0.45	4.54
tblVehicleEF	MHD	0.27	0.35
tblVehicleEF	MHD	5.23	0.96
tblVehicleEF	MHD	144.06	752.30
tblVehicleEF	MHD	1,101.52	999.60
tblVehicleEF	MHD	52.43	8.22
tblVehicleEF	MHD	0.57	5.60
tblVehicleEF	MHD	0.97	1.51
tblVehicleEF	MHD	4.7000e-004	0.02
tblVehicleEF	MHD	5.0030e-003	0.03
tblVehicleEF	MHD	7.6400e-004	1.0000e-004
tblVehicleEF	MHD	4.4900e-004	0.02
tblVehicleEF	MHD	4.7830e-003	0.03
tblVehicleEF	MHD	7.0300e-004	9.2000e-005
tblVehicleEF	MHD	1.3890e-003	7.1340e-003
tblVehicleEF	MHD	0.05	0.02

tblVehicleEF	MHD	0.03	0.21
tblVehicleEF	MHD	6.4000e-004	3.2580e-003
tblVehicleEF	MHD	0.04	0.05
tblVehicleEF	MHD	0.02	0.12
tblVehicleEF	MHD	0.32	0.04
tblVehicleEF	MHD	1.3860e-003	7.1340e-003
tblVehicleEF	MHD	0.01	9.5250e-003
tblVehicleEF	MHD	6.1600e-004	8.1000e-005
tblVehicleEF	MHD	1.3890e-003	7.1340e-003
tblVehicleEF	MHD	0.05	0.02
tblVehicleEF	MHD	0.04	0.28
tblVehicleEF	MHD	6.4000e-004	3.2580e-003
tblVehicleEF	MHD	0.04	0.06
tblVehicleEF	MHD	0.02	0.12
tblVehicleEF	MHD	0.35	0.05
tblVehicleEF	OBUS	0.01	0.15
tblVehicleEF	OBUS	9.9110e-003	8.5440e-003
tblVehicleEF	OBUS	0.03	0.03
tblVehicleEF	OBUS	0.26	8.14
tblVehicleEF	OBUS	0.63	0.98
tblVehicleEF	OBUS	6.27	2.73
tblVehicleEF	OBUS	70.35	1,123.19
tblVehicleEF	OBUS	1,121.50	1,475.42
tblVehicleEF	OBUS	70.70	21.88
tblVehicleEF	OBUS	0.28	4.83
tblVehicleEF	OBUS	0.97	1.13
tblVehicleEF	OBUS	6.4000e-005	8.4380e-003

tblVehicleEF	OBUS	4.6440e-003	0.01
tblVehicleEF	OBUS	9.2900e-004	2.3000e-004
tblVehicleEF	OBUS	6.1000e-005	8.0730e-003
tblVehicleEF	OBUS	4.4220e-003	0.01
tblVehicleEF	OBUS	8.5400e-004	2.1200e-004
tblVehicleEF	OBUS	2.1800e-003	0.05
tblVehicleEF	OBUS	0.02	0.03
tblVehicleEF	OBUS	0.04	0.82
tblVehicleEF	OBUS	9.3100e-004	0.02
tblVehicleEF	OBUS	0.04	0.06
tblVehicleEF	OBUS	0.05	0.31
tblVehicleEF	OBUS	0.38	0.13
tblVehicleEF	OBUS	6.8400e-004	0.01
tblVehicleEF	OBUS	0.01	0.01
tblVehicleEF	OBUS	8.1700e-004	2.1700e-004
tblVehicleEF	OBUS	2.1800e-003	0.05
tblVehicleEF	OBUS	0.02	0.03
tblVehicleEF	OBUS	0.05	1.10
tblVehicleEF	OBUS	9.3100e-004	0.02
tblVehicleEF	OBUS	0.06	0.07
tblVehicleEF	OBUS	0.05	0.31
tblVehicleEF	OBUS	0.42	0.14
tblVehicleEF	OBUS	0.01	0.16
tblVehicleEF	OBUS	0.01	8.7760e-003
tblVehicleEF	OBUS	0.03	0.02
tblVehicleEF	OBUS	0.26	8.00
tblVehicleEF	OBUS	0.65	1.01

tblVehicleEF	OBUS	5.74	2.51
tblVehicleEF	OBUS	73.50	1,120.89
tblVehicleEF	OBUS	1,121.50	1,475.46
tblVehicleEF	OBUS	70.70	21.50
tblVehicleEF	OBUS	0.29	4.72
tblVehicleEF	OBUS	0.90	1.04
tblVehicleEF	OBUS	5.4000e-005	7.1700e-003
tblVehicleEF	OBUS	4.6440e-003	0.01
tblVehicleEF	OBUS	9.2900e-004	2.3000e-004
tblVehicleEF	OBUS	5.1000e-005	6.8600e-003
tblVehicleEF	OBUS	4.4220e-003	0.01
tblVehicleEF	OBUS	8.5400e-004	2.1200e-004
tblVehicleEF	OBUS	4.2350e-003	0.09
tblVehicleEF	OBUS	0.02	0.03
tblVehicleEF	OBUS	0.03	0.83
tblVehicleEF	OBUS	2.1330e-003	0.04
tblVehicleEF	OBUS	0.05	0.06
tblVehicleEF	OBUS	0.05	0.31
tblVehicleEF	OBUS	0.36	0.12
tblVehicleEF	OBUS	7.1400e-004	0.01
tblVehicleEF	OBUS	0.01	0.01
tblVehicleEF	OBUS	8.0800e-004	2.1300e-004
tblVehicleEF	OBUS	4.2350e-003	0.09
tblVehicleEF	OBUS	0.02	0.03
tblVehicleEF	OBUS	0.05	1.11
tblVehicleEF	OBUS	2.1330e-003	0.04
tblVehicleEF	OBUS	0.06	0.08

tblVehicleEF	OBUS	0.05	0.31
tblVehicleEF	OBUS	0.40	0.14
tblVehicleEF	OBUS	0.01	0.15
tblVehicleEF	OBUS	9.9380e-003	8.5700e-003
tblVehicleEF	OBUS	0.03	0.03
tblVehicleEF	OBUS	0.28	8.35
tblVehicleEF	OBUS	0.63	0.99
tblVehicleEF	OBUS	6.22	2.71
tblVehicleEF	OBUS	66.00	1,126.37
tblVehicleEF	OBUS	1,121.50	1,475.42
tblVehicleEF	OBUS	70.70	21.85
tblVehicleEF	OBUS	0.27	4.99
tblVehicleEF	OBUS	0.96	1.11
tblVehicleEF	OBUS	7.7000e-005	0.01
tblVehicleEF	OBUS	4.6440e-003	0.01
tblVehicleEF	OBUS	9.2900e-004	2.3000e-004
tblVehicleEF	OBUS	7.4000e-005	9.7470e-003
tblVehicleEF	OBUS	4.4220e-003	0.01
tblVehicleEF	OBUS	8.5400e-004	2.1200e-004
tblVehicleEF	OBUS	2.3200e-003	0.05
tblVehicleEF	OBUS	0.02	0.03
tblVehicleEF	OBUS	0.04	0.81
tblVehicleEF	OBUS	9.4100e-004	0.02
tblVehicleEF	OBUS	0.04	0.06
tblVehicleEF	OBUS	0.05	0.33
tblVehicleEF	OBUS	0.38	0.13
tblVehicleEF	OBUS	6.4200e-004	0.01

tblVehicleEF	OBUS	0.01	0.01
tblVehicleEF	OBUS	8.1600e-004	2.1600e-004
tblVehicleEF	OBUS	2.3200e-003	0.05
tblVehicleEF	OBUS	0.02	0.03
tblVehicleEF	OBUS	0.05	1.09
tblVehicleEF	OBUS	9.4100e-004	0.02
tblVehicleEF	OBUS	0.06	0.08
tblVehicleEF	OBUS	0.05	0.33
tblVehicleEF	OBUS	0.42	0.14
tblVehicleEF	SBUS	0.84	0.42
tblVehicleEF	SBUS	0.01	6.8550e-003
tblVehicleEF	SBUS	0.07	4.0770e-003
tblVehicleEF	SBUS	5.71	19.45
tblVehicleEF	SBUS	0.65	0.58
tblVehicleEF	SBUS	5.33	0.55
tblVehicleEF	SBUS	1,258.13	3,450.42
tblVehicleEF	SBUS	1,136.31	1,128.72
tblVehicleEF	SBUS	37.11	3.21
tblVehicleEF	SBUS	11.70	34.41
tblVehicleEF	SBUS	4.77	5.07
tblVehicleEF	SBUS	0.01	0.04
tblVehicleEF	SBUS	0.01	0.01
tblVehicleEF	SBUS	0.03	0.03
tblVehicleEF	SBUS	5.1700e-004	3.0000e-005
tblVehicleEF	SBUS	0.01	0.04
tblVehicleEF	SBUS	2.7560e-003	2.7660e-003
tblVehicleEF	SBUS	0.03	0.03

tblVehicleEF	SBUS	4.7500e-004	2.8000e-005
tblVehicleEF	SBUS	2.9260e-003	7.5770e-003
tblVehicleEF	SBUS	0.02	5.5390e-003
tblVehicleEF	SBUS	0.68	2.03
tblVehicleEF	SBUS	1.3050e-003	3.5730e-003
tblVehicleEF	SBUS	0.11	0.10
tblVehicleEF	SBUS	9.3510e-003	0.04
tblVehicleEF	SBUS	0.27	0.02
tblVehicleEF	SBUS	0.01	0.03
tblVehicleEF	SBUS	0.01	0.01
tblVehicleEF	SBUS	4.6300e-004	3.2000e-005
tblVehicleEF	SBUS	2.9260e-003	7.5770e-003
tblVehicleEF	SBUS	0.02	5.5390e-003
tblVehicleEF	SBUS	0.97	2.89
tblVehicleEF	SBUS	1.3050e-003	3.5730e-003
tblVehicleEF	SBUS	0.13	0.11
tblVehicleEF	SBUS	9.3510e-003	0.04
tblVehicleEF	SBUS	0.30	0.03
tblVehicleEF	SBUS	0.84	0.43
tblVehicleEF	SBUS	0.01	6.9390e-003
tblVehicleEF	SBUS	0.06	3.3780e-003
tblVehicleEF	SBUS	5.56	19.07
tblVehicleEF	SBUS	0.66	0.59
tblVehicleEF	SBUS	3.65	0.39
tblVehicleEF	SBUS	1,322.00	3,531.60
tblVehicleEF	SBUS	1,136.31	1,128.74
tblVehicleEF	SBUS	37.11	2.94

tblVehicleEF	SBUS	12.08	35.11
tblVehicleEF	SBUS	4.47	4.75
tblVehicleEF	SBUS	0.01	0.03
tblVehicleEF	SBUS	0.01	0.01
tblVehicleEF	SBUS	0.03	0.03
tblVehicleEF	SBUS	5.1700e-004	3.0000e-005
tblVehicleEF	SBUS	9.6490e-003	0.03
tblVehicleEF	SBUS	2.7560e-003	2.7660e-003
tblVehicleEF	SBUS	0.03	0.03
tblVehicleEF	SBUS	4.7500e-004	2.8000e-005
tblVehicleEF	SBUS	5.6170e-003	0.01
tblVehicleEF	SBUS	0.02	5.8520e-003
tblVehicleEF	SBUS	0.67	2.03
tblVehicleEF	SBUS	2.8800e-003	6.9140e-003
tblVehicleEF	SBUS	0.11	0.10
tblVehicleEF	SBUS	8.5310e-003	0.03
tblVehicleEF	SBUS	0.22	0.02
tblVehicleEF	SBUS	0.01	0.03
tblVehicleEF	SBUS	0.01	0.01
tblVehicleEF	SBUS	4.3500e-004	2.9000e-005
tblVehicleEF	SBUS	5.6170e-003	0.01
tblVehicleEF	SBUS	0.02	5.8520e-003
tblVehicleEF	SBUS	0.97	2.89
tblVehicleEF	SBUS	2.8800e-003	6.9140e-003
tblVehicleEF	SBUS	0.13	0.12
tblVehicleEF	SBUS	8.5310e-003	0.03
tblVehicleEF	SBUS	0.24	0.02

tblVehicleEF	SBUS	0.84	0.42
tblVehicleEF	SBUS	0.01	6.8510e-003
tblVehicleEF	SBUS	0.07	4.1760e-003
tblVehicleEF	SBUS	5.91	19.98
tblVehicleEF	SBUS	0.65	0.58
tblVehicleEF	SBUS	5.37	0.57
tblVehicleEF	SBUS	1,169.92	3,338.32
tblVehicleEF	SBUS	1,136.31	1,128.72
tblVehicleEF	SBUS	37.11	3.24
tblVehicleEF	SBUS	11.19	33.44
tblVehicleEF	SBUS	4.69	4.99
tblVehicleEF	SBUS	0.01	0.05
tblVehicleEF	SBUS	0.01	0.01
tblVehicleEF	SBUS	0.03	0.03
tblVehicleEF	SBUS	5.1700e-004	3.0000e-005
tblVehicleEF	SBUS	0.01	0.05
tblVehicleEF	SBUS	2.7560e-003	2.7660e-003
tblVehicleEF	SBUS	0.03	0.03
tblVehicleEF	SBUS	4.7500e-004	2.8000e-005
tblVehicleEF	SBUS	2.9580e-003	7.4530e-003
tblVehicleEF	SBUS	0.02	5.8800e-003
tblVehicleEF	SBUS	0.68	2.04
tblVehicleEF	SBUS	1.2820e-003	3.6250e-003
tblVehicleEF	SBUS	0.11	0.10
tblVehicleEF	SBUS	0.01	0.05
tblVehicleEF	SBUS	0.28	0.02
tblVehicleEF	SBUS	0.01	0.03

tblVehicleEF	SBUS	0.01	0.01
tblVehicleEF	SBUS	4.6400e-004	3.2000e-005
tblVehicleEF	SBUS	2.9580e-003	7.4530e-003
tblVehicleEF	SBUS	0.02	5.8800e-003
tblVehicleEF	SBUS	0.98	2.89
tblVehicleEF	SBUS	1.2820e-003	3.6250e-003
tblVehicleEF	SBUS	0.13	0.11
tblVehicleEF	SBUS	0.01	0.05
tblVehicleEF	SBUS	0.31	0.03
tblVehicleEF	UBUS	1.83	1.9690e-003
tblVehicleEF	UBUS	0.08	0.02
tblVehicleEF	UBUS	9.26	0.05
tblVehicleEF	UBUS	14.34	1.43
tblVehicleEF	UBUS	1,846.39	392.71
tblVehicleEF	UBUS	136.37	16.90
tblVehicleEF	UBUS	5.87	0.05
tblVehicleEF	UBUS	0.52	0.03
tblVehicleEF	UBUS	0.01	2.9850e-003
tblVehicleEF	UBUS	0.07	4.6500e-004
tblVehicleEF	UBUS	1.4030e-003	1.8900e-004
tblVehicleEF	UBUS	0.22	0.01
tblVehicleEF	UBUS	3.0000e-003	7.4600e-004
tblVehicleEF	UBUS	0.06	4.2900e-004
tblVehicleEF	UBUS	1.2900e-003	1.7400e-004
tblVehicleEF	UBUS	8.0860e-003	1.5320e-003
tblVehicleEF	UBUS	0.11	8.4710e-003
tblVehicleEF	UBUS	3.9450e-003	2.6090e-003

tblVehicleEF	UBUS	0.61	3.0050e-003
tblVehicleEF	UBUS	0.02	0.04
tblVehicleEF	UBUS	1.15	0.06
tblVehicleEF	UBUS	0.01	3.8820e-003
tblVehicleEF	UBUS	1.6240e-003	1.6700e-004
tblVehicleEF	UBUS	8.0860e-003	1.5320e-003
tblVehicleEF	UBUS	0.11	8.4710e-003
tblVehicleEF	UBUS	3.9450e-003	2.6090e-003
tblVehicleEF	UBUS	2.50	5.3540e-003
tblVehicleEF	UBUS	0.02	3.98
tblVehicleEF	UBUS	1.25	0.07
tblVehicleEF	UBUS	1.83	2.0010e-003
tblVehicleEF	UBUS	0.08	0.01
tblVehicleEF	UBUS	9.36	0.05
tblVehicleEF	UBUS	11.74	1.17
tblVehicleEF	UBUS	1,846.39	392.72
tblVehicleEF	UBUS	136.37	16.47
tblVehicleEF	UBUS	5.45	0.05
tblVehicleEF	UBUS	0.52	0.03
tblVehicleEF	UBUS	0.01	2.9850e-003
tblVehicleEF	UBUS	0.07	4.6500e-004
tblVehicleEF	UBUS	1.4030e-003	1.8900e-004
tblVehicleEF	UBUS	0.22	0.01
tblVehicleEF	UBUS	3.0000e-003	7.4600e-004
tblVehicleEF	UBUS	0.06	4.2900e-004
tblVehicleEF	UBUS	1.2900e-003	1.7400e-004
tblVehicleEF	UBUS	0.02	2.9020e-003

tblVehicleEF	UBUS	0.14	0.01
tblVehicleEF	UBUS	9.3320e-003	5.9090e-003
tblVehicleEF	UBUS	0.62	3.0930e-003
tblVehicleEF	UBUS	0.02	0.04
tblVehicleEF	UBUS	1.02	0.06
tblVehicleEF	UBUS	0.01	3.8820e-003
tblVehicleEF	UBUS	1.5790e-003	1.6300e-004
tblVehicleEF	UBUS	0.02	2.9020e-003
tblVehicleEF	UBUS	0.14	0.01
tblVehicleEF	UBUS	9.3320e-003	5.9090e-003
tblVehicleEF	UBUS	2.52	5.4830e-003
tblVehicleEF	UBUS	0.02	3.98
tblVehicleEF	UBUS	1.12	0.06
tblVehicleEF	UBUS	1.83	1.9730e-003
tblVehicleEF	UBUS	0.08	0.02
tblVehicleEF	UBUS	9.27	0.05
tblVehicleEF	UBUS	13.86	1.39
tblVehicleEF	UBUS	1,846.39	392.71
tblVehicleEF	UBUS	136.37	16.85
tblVehicleEF	UBUS	5.76	0.05
tblVehicleEF	UBUS	0.52	0.03
tblVehicleEF	UBUS	0.01	2.9850e-003
tblVehicleEF	UBUS	0.07	4.6500e-004
tblVehicleEF	UBUS	1.4030e-003	1.8900e-004
tblVehicleEF	UBUS	0.22	0.01
tblVehicleEF	UBUS	3.0000e-003	7.4600e-004
tblVehicleEF	UBUS	0.06	4.2900e-004

tblVehicleEF	UBUS	1.2900e-003	1.7400e-004
tblVehicleEF	UBUS	9.2250e-003	1.6220e-003
tblVehicleEF	UBUS	0.14	9.7130e-003
tblVehicleEF	UBUS	4.1190e-003	2.5930e-003
tblVehicleEF	UBUS	0.61	3.0140e-003
tblVehicleEF	UBUS	0.03	0.04
tblVehicleEF	UBUS	1.13	0.06
tblVehicleEF	UBUS	0.01	3.8820e-003
tblVehicleEF	UBUS	1.6160e-003	1.6700e-004
tblVehicleEF	UBUS	9.2250e-003	1.6220e-003
tblVehicleEF	UBUS	0.14	9.7130e-003
tblVehicleEF	UBUS	4.1190e-003	2.5930e-003
tblVehicleEF	UBUS	2.50	5.3680e-003
tblVehicleEF	UBUS	0.03	3.99
tblVehicleEF	UBUS	1.24	0.07
tblVehicleTrips	CC_TL	8.40	0.00
tblVehicleTrips	CC_TL	8.40	0.00
tblVehicleTrips	CC_TL	8.40	0.00
tblVehicleTrips	CC_TL	8.40	0.00
tblVehicleTrips	CNW_TL	6.90	0.00
tblVehicleTrips	CNW_TL	6.90	0.00
tblVehicleTrips	CNW_TL	6.90	0.00
tblVehicleTrips	CNW_TL	6.90	0.00
tblVehicleTrips	CNW_TTP	41.00	0.00
tblVehicleTrips	CNW_TTP	41.00	0.00
tblVehicleTrips	CW_TL	16.60	0.00
tblVehicleTrips	CW_TL	16.60	0.00

tblVehicleTrips	CW_TL	16.60	0.00
tblVehicleTrips	CW_TL	16.60	0.00
tblVehicleTrips	CW_TTP	59.00	0.00
tblVehicleTrips	CW_TTP	59.00	0.00
tblVehicleTrips	DV_TP	5.00	0.00
tblVehicleTrips	DV_TP	5.00	0.00
tblVehicleTrips	PB_TP	3.00	0.00
tblVehicleTrips	PB_TP	3.00	0.00
tblVehicleTrips	PR_TP	92.00	0.00
tblVehicleTrips	PR_TP	92.00	0.00
tblVehicleTrips	ST_TR	1.68	0.00
tblVehicleTrips	ST_TR	1.68	0.00
tblVehicleTrips	SU_TR	1.68	0.00
tblVehicleTrips	SU_TR	1.68	0.00
tblVehicleTrips	WD_TR	1.68	0.00
tblVehicleTrips	WD_TR	1.68	0.00
tblWater	IndoorWaterUseRate	13,969,812.50	0.00
tblWater	IndoorWaterUseRate	55,881,562.50	0.00

2.0 Emissions Summary

2.1 Overall Construction (Maximum Daily Emission)

Unmitigated Construction

	ROG	NOx	CO	SO2	Fugitive PM10	Exhaust PM10	PM10 Total	Fugitive PM2.5	Exhaust PM2.5	PM2.5 Total	Bio- CO2	NBio- CO2	Total CO2	CH4	N2O	CO2e
Year	lb/day										lb/day					
2021	4.9000	52.2196	39.0995	0.0868	9.5166	2.3067	11.8233	3.7368	2.1222	5.8589	0.0000	8,612.9899	8,612.9899	2.2737	0.0000	8,643.4959
2022	20.0275	43.4322	53.6484	0.1186	3.7077	1.8378	5.5455	0.9957	1.7168	2.7125	0.0000	11,701.1619	11,701.1619	1.9586	0.0000	11,750.1260
Maximum	**20.0275**	**52.2196**	**53.6484**	**0.1186**	**9.5166**	**2.3067**	**11.8233**	**3.7368**	**2.1222**	**5.8589**	**0.0000**	**11,701.1619**	**11,701.1619**	**2.2737**	**0.0000**	**11,750.1260**

Mitigated Construction

	ROG	NOx	CO	SO2	Fugitive PM10	Exhaust PM10	PM10 Total	Fugitive PM2.5	Exhaust PM2.5	PM2.5 Total	Bio- CO2	NBio- CO2	Total CO2	CH4	N2O	CO2e
Year	lb/day										lb/day					
2021	4.9000	52.2196	39.0995	0.0868	3.9024	2.3067	6.2091	1.5080	2.1222	3.6301	0.0000	8,612.9899	8,612.9899	2.2737	0.0000	8,643.4959
2022	20.0275	43.4322	53.6484	0.1186	3.7077	1.8378	5.5455	0.9957	1.7168	2.7125	0.0000	11,701.1619	11,701.1619	1.9586	0.0000	11,750.1260
Maximum	**20.0275**	**52.2196**	**53.6484**	**0.1186**	**3.9024**	**2.3067**	**6.2091**	**1.5080**	**2.1222**	**3.6301**	**0.0000**	**11,701.1619**	**11,701.1619**	**2.2737**	**0.0000**	**11,750.1260**

	ROG	**NOx**	**CO**	**SO2**	**Fugitive PM10**	**Exhaust PM10**	**PM10 Total**	**Fugitive PM2.5**	**Exhaust PM2.5**	**PM2.5 Total**	**Bio- CO2**	**NBio-CO2**	**Total CO2**	**CH4**	**N20**	**CO2e**
Percent Reduction	**0.00**	**0.00**	**0.00**	**0.00**	**42.45**	**0.00**	**32.32**	**47.10**	**0.00**	**26.00**	**0.00**	**0.00**	**0.00**	**0.00**	**0.00**	**0.00**

2.2 Overall Operational

Unmitigated Operational

	ROG	NOx	CO	SO2	Fugitive PM10	Exhaust PM10	PM10 Total	Fugitive PM2.5	Exhaust PM2.5	PM2.5 Total	Bio- CO2	NBio- CO2	Total CO2	CH4	N2O	CO2e
Category	lb/day										lb/day					
Area	6.8454	4.8000e-004	0.0521	0.0000		1.9000e-004	1.9000e-004		1.9000e-004	1.9000e-004		0.1114	0.1114	2.9000e-004		0.1187
Energy	0.0000	0.0000	0.0000	0.0000		0.0000	0.0000		0.0000	0.0000		0.0000	0.0000	0.0000	0.0000	0.0000
Mobile	0.0000	0.0000	0.0000	0.0000	0.0000	0.0000	0.0000	0.0000	0.0000	0.0000		0.0000	0.0000	0.0000		0.0000
Total	**6.8454**	**4.8000e-004**	**0.0521**	**0.0000**	**0.0000**	**1.9000e-004**	**1.9000e-004**	**0.0000**	**1.9000e-004**	**1.9000e-004**		**0.1114**	**0.1114**	**2.9000e-004**	**0.0000**	**0.1187**

Mitigated Operational

	ROG	NOx	CO	SO2	Fugitive PM10	Exhaust PM10	PM10 Total	Fugitive PM2.5	Exhaust PM2.5	PM2.5 Total	Bio- CO2	NBio- CO2	Total CO2	CH4	N2O	CO2e
Category	lb/day										lb/day					
Area	6.8454	4.8000e-004	0.0521	0.0000		1.9000e-004	1.9000e-004		1.9000e-004	1.9000e-004		0.1114	0.1114	2.9000e-004		0.1187
Energy	0.0000	0.0000	0.0000	0.0000		0.0000	0.0000		0.0000	0.0000		0.0000	0.0000	0.0000	0.0000	0.0000
Mobile	0.0000	0.0000	0.0000	0.0000	0.0000	0.0000	0.0000	0.0000	0.0000	0.0000		0.0000	0.0000	0.0000		0.0000
Total	**6.8454**	**4.8000e-004**	**0.0521**	**0.0000**	**0.0000**	**1.9000e-004**	**1.9000e-004**	**0.0000**	**1.9000e-004**	**1.9000e-004**		**0.1114**	**0.1114**	**2.9000e-004**	**0.0000**	**0.1187**

	ROG	NOx	CO	SO2	Fugitive PM10	Exhaust PM10	PM10 Total	Fugitive PM2.5	Exhaust PM2.5	PM2.5 Total	Bio- CO2	NBio-CO2	Total CO2	CH4	N20	CO2e
Percent Reduction	**0.00**	**0.00**	**0.00**	**0.00**	**0.00**	**0.00**	**0.00**	**0.00**	**0.00**	**0.00**	**0.00**	**0.00**	**0.00**	**0.00**	**0.00**	**0.00**

3.0 Construction Detail

Construction Phase

Phase Number	Phase Name	Phase Type	Start Date	End Date	Num Days Week	Num Days	Phase Description
1	Demolition	Demolition	5/1/2021	5/28/2021	5	20	
2	Off-Site Improvements	Trenching	5/1/2021	3/31/2022	5	239	
3	Grading	Grading	5/29/2021	6/16/2021	5	13	
4	Building Construction	Building Construction	6/17/2021	3/1/2022	5	184	
5	Paving	Paving	2/1/2022	2/28/2022	5	20	
6	Architectural Coating	Architectural Coating	2/1/2022	2/28/2022	5	20	

Acres of Grading (Site Preparation Phase): 0

Acres of Grading (Grading Phase): 39

Acres of Paving: 4.94

Residential Indoor: 0; Residential Outdoor: 0; Non-Residential Indoor: 453,090; Non-Residential Outdoor: 151,030; Striped Parking Area: 12,917 (Architectural Coating – sqft)

OffRoad Equipment

Phase Name	Offroad Equipment Type	Amount	Usage Hours	Horse Power	Load Factor
Demolition	Concrete/Industrial Saws	1	8.00	81	0.73
Demolition	Excavators	3	8.00	158	0.38
Demolition	Rubber Tired Dozers	2	8.00	247	0.40
Off-Site Improvements	Paving Equipment	1	8.00	132	0.36
Off-Site Improvements	Tractors/Loaders/Backhoes	2	8.00	97	0.37
Grading	Excavators	2	8.00	158	0.38
Grading	Graders	1	8.00	187	0.41
Grading	Rubber Tired Dozers	1	8.00	247	0.40
Grading	Scrapers	2	8.00	367	0.48
Grading	Tractors/Loaders/Backhoes	2	8.00	97	0.37
Building Construction	Cranes	1	8.00	231	0.29
Building Construction	Forklifts	3	8.00	89	0.20
Building Construction	Generator Sets	1	8.00	84	0.74
Building Construction	Tractors/Loaders/Backhoes	3	8.00	97	0.37
Building Construction	Welders	1	8.00	46	0.45
Paving	Pavers	2	8.00	130	0.42
Paving	Paving Equipment	2	8.00	132	0.36
Paving	Rollers	2	8.00	80	0.38
Architectural Coating	Air Compressors	1	8.00	78	0.48

Trips and VMT

Phase Name	Offroad Equipment Count	Worker Trip Number	Vendor Trip Number	Hauling Trip Number	Worker Trip Length	Vendor Trip Length	Hauling Trip Length	Worker Vehicle Class	Vendor Vehicle Class	Hauling Vehicle Class
Demolition	6	15.00	0.00	31.00	14.70	6.90	20.00	LD_Mix	HDT_Mix	HHDT
Off-Site Improvements	3	8.00	0.00	0.00	14.70	6.90	20.00	LD_Mix	HDT_Mix	HHDT
Grading	8	20.00	0.00	0.00	14.70	6.90	20.00	LD_Mix	HDT_Mix	HHDT
Building Construction	9	217.00	85.00	0.00	14.70	6.90	20.00	LD_Mix	HDT_Mix	HHDT
Paving	6	15.00	0.00	0.00	14.70	6.90	20.00	LD_Mix	HDT_Mix	HHDT
Architectural Coating	1	43.00	0.00	0.00	14.70	6.90	20.00	LD_Mix	HDT_Mix	HHDT

3.1 Mitigation Measures Construction

Water Exposed Area

3.2 Demolition - 2021

Unmitigated Construction On-Site

	ROG	NOx	CO	SO2	Fugitive PM10	Exhaust PM10	PM10 Total	Fugitive PM2.5	Exhaust PM2.5	PM2.5 Total	Bio- CO2	NBio- CO2	Total CO2	CH4	N2O	CO2e
Category	lb/day										lb/day					
Fugitive Dust					0.3308	0.0000	0.3308	0.0501	0.0000	0.0501			0.0000			0.0000
Off-Road	3.1651	31.4407	21.5650	0.0388		1.5513	1.5513		1.4411	1.4411		3,747.9449	3,747.9449	1.0549		3,774.3174
Total	**3.1651**	**31.4407**	**21.5650**	**0.0388**	**0.3308**	**1.5513**	**1.8821**	**0.0501**	**1.4411**	**1.4912**		**3,747.9449**	**3,747.9449**	**1.0549**		**3,774.3174**

3.2 Demolition - 2021

Unmitigated Construction Off-Site

	ROG	NOx	CO	SO2	Fugitive PM10	Exhaust PM10	PM10 Total	Fugitive PM2.5	Exhaust PM2.5	PM2.5 Total	Bio- CO2	NBio- CO2	Total CO2	CH4	N2O	CO2e
Category	lb/day										lb/day					
Hauling	9.2100e-003	0.3535	0.0548	1.2000e-003	0.0271	1.0000e-003	0.0281	7.4400e-003	9.6000e-004	8.3900e-003		127.9044	127.9044	6.8600e-003		128.0758
Vendor	0.0000	0.0000	0.0000	0.0000	0.0000	0.0000	0.0000	0.0000	0.0000	0.0000		0.0000	0.0000	0.0000		0.0000
Worker	0.0762	0.0471	0.6210	1.6500e-003	0.1677	1.0700e-003	0.1687	0.0445	9.9000e-004	0.0455		164.1121	164.1121	4.6700e-003		164.2289
Total	**0.0854**	**0.4006**	**0.6757**	**2.8500e-003**	**0.1948**	**2.0700e-003**	**0.1969**	**0.0519**	**1.9500e-003**	**0.0538**		**292.0165**	**292.0165**	**0.0115**		**292.3047**

Mitigated Construction On-Site

	ROG	NOx	CO	SO2	Fugitive PM10	Exhaust PM10	PM10 Total	Fugitive PM2.5	Exhaust PM2.5	PM2.5 Total	Bio- CO2	NBio- CO2	Total CO2	CH4	N2O	CO2e
Category	lb/day										lb/day					
Fugitive Dust					0.1290	0.0000	0.1290	0.0195	0.0000	0.0195			0.0000			0.0000
Off-Road	3.1651	31.4407	21.5650	0.0388		1.5513	1.5513		1.4411	1.4411	0.0000	3,747.9449	3,747.9449	1.0549		3,774.3174
Total	**3.1651**	**31.4407**	**21.5650**	**0.0388**	**0.1290**	**1.5513**	**1.6804**	**0.0195**	**1.4411**	**1.4606**	**0.0000**	**3,747.9449**	**3,747.9449**	**1.0549**		**3,774.3174**

3.2 Demolition - 2021

Mitigated Construction Off-Site

	ROG	NOx	CO	SO2	Fugitive PM10	Exhaust PM10	PM10 Total	Fugitive PM2.5	Exhaust PM2.5	PM2.5 Total	Bio- CO2	NBio- CO2	Total CO2	CH4	N2O	CO2e
Category	lb/day										lb/day					
Hauling	9.2100e-003	0.3535	0.0548	1.2000e-003	0.0271	1.0000e-003	0.0281	7.4400e-003	9.6000e-004	8.3900e-003		127.9044	127.9044	6.8600e-003		128.0758
Vendor	0.0000	0.0000	0.0000	0.0000	0.0000	0.0000	0.0000	0.0000	0.0000	0.0000		0.0000	0.0000	0.0000		0.0000
Worker	0.0762	0.0471	0.6210	1.6500e-003	0.1677	1.0700e-003	0.1687	0.0445	9.9000e-004	0.0455		164.1121	164.1121	4.6700e-003		164.2289
Total	**0.0854**	**0.4006**	**0.6757**	**2.8500e-003**	**0.1948**	**2.0700e-003**	**0.1969**	**0.0519**	**1.9500e-003**	**0.0538**		**292.0165**	**292.0165**	**0.0115**		**292.3047**

3.3 Off-Site Improvements - 2021

Unmitigated Construction On-Site

	ROG	NOx	CO	SO2	Fugitive PM10	Exhaust PM10	PM10 Total	Fugitive PM2.5	Exhaust PM2.5	PM2.5 Total	Bio- CO2	NBio- CO2	Total CO2	CH4	N2O	CO2e
Category	lb/day										lb/day					
Off-Road	0.5666	5.7319	7.0619	0.0103		0.3194	0.3194		0.2938	0.2938		996.2559	996.2559	0.3222		1,004.3111
Total	**0.5666**	**5.7319**	**7.0619**	**0.0103**		**0.3194**	**0.3194**		**0.2938**	**0.2938**		**996.2559**	**996.2559**	**0.3222**		**1,004.3111**

3.3 Off-Site Improvements - 2021

Unmitigated Construction Off-Site

	ROG	NOx	CO	SO2	Fugitive PM10	Exhaust PM10	PM10 Total	Fugitive PM2.5	Exhaust PM2.5	PM2.5 Total	Bio- CO2	NBio- CO2	Total CO2	CH4	N2O	CO2e
Category	lb/day										lb/day					
Hauling	0.0000	0.0000	0.0000	0.0000	0.0000	0.0000	0.0000	0.0000	0.0000	0.0000		0.0000	0.0000	0.0000		0.0000
Vendor	0.0000	0.0000	0.0000	0.0000	0.0000	0.0000	0.0000	0.0000	0.0000	0.0000		0.0000	0.0000	0.0000		0.0000
Worker	0.0407	0.0251	0.3312	8.8000e-004	0.0894	5.7000e-004	0.0900	0.0237	5.3000e-004	0.0242		87.5264	87.5264	2.4900e-003		87.5887
Total	**0.0407**	**0.0251**	**0.3312**	**8.8000e-004**	**0.0894**	**5.7000e-004**	**0.0900**	**0.0237**	**5.3000e-004**	**0.0242**		**87.5264**	**87.5264**	**2.4900e-003**		**87.5887**

Mitigated Construction On-Site

	ROG	NOx	CO	SO2	Fugitive PM10	Exhaust PM10	PM10 Total	Fugitive PM2.5	Exhaust PM2.5	PM2.5 Total	Bio- CO2	NBio- CO2	Total CO2	CH4	N2O	CO2e
Category	lb/day										lb/day					
Off-Road	0.5666	5.7319	7.0619	0.0103		0.3194	0.3194		0.2938	0.2938	0.0000	996.2559	996.2559	0.3222		1,004.3111
Total	**0.5666**	**5.7319**	**7.0619**	**0.0103**		**0.3194**	**0.3194**		**0.2938**	**0.2938**	**0.0000**	**996.2559**	**996.2559**	**0.3222**		**1,004.3111**

3.3 Off-Site Improvements - 2021

Mitigated Construction Off-Site

	ROG	NOx	CO	SO2	Fugitive PM10	Exhaust PM10	PM10 Total	Fugitive PM2.5	Exhaust PM2.5	PM2.5 Total	Bio- CO2	NBio- CO2	Total CO2	CH4	N2O	CO2e
Category	lb/day										lb/day					
Hauling	0.0000	0.0000	0.0000	0.0000	0.0000	0.0000	0.0000	0.0000	0.0000	0.0000		0.0000	0.0000	0.0000		0.0000
Vendor	0.0000	0.0000	0.0000	0.0000	0.0000	0.0000	0.0000	0.0000	0.0000	0.0000		0.0000	0.0000	0.0000		0.0000
Worker	0.0407	0.0251	0.3312	8.8000e-004	0.0894	5.7000e-004	0.0900	0.0237	5.3000e-004	0.0242		87.5264	87.5264	2.4900e-003		87.5887
Total	**0.0407**	**0.0251**	**0.3312**	**8.8000e-004**	**0.0894**	**5.7000e-004**	**0.0900**	**0.0237**	**5.3000e-004**	**0.0242**		**87.5264**	**87.5264**	**2.4900e-003**		**87.5887**

3.3 Off-Site Improvements - 2022

Unmitigated Construction On-Site

	ROG	NOx	CO	SO2	Fugitive PM10	Exhaust PM10	PM10 Total	Fugitive PM2.5	Exhaust PM2.5	PM2.5 Total	Bio- CO2	NBio- CO2	Total CO2	CH4	N2O	CO2e
Category	lb/day										lb/day					
Off-Road	0.5077	5.0889	7.0219	0.0103		0.2650	0.2650		0.2438	0.2438		996.9463	996.9463	0.3224		1,005.0071
Total	**0.5077**	**5.0889**	**7.0219**	**0.0103**		**0.2650**	**0.2650**		**0.2438**	**0.2438**		**996.9463**	**996.9463**	**0.3224**		**1,005.0071**

3.3 Off-Site Improvements - 2022

Unmitigated Construction Off-Site

	ROG	NOx	CO	SO2	Fugitive PM10	Exhaust PM10	PM10 Total	Fugitive PM2.5	Exhaust PM2.5	PM2.5 Total	Bio- CO2	NBio- CO2	Total CO2	CH4	N2O	CO2e
Category	lb/day										lb/day					
Hauling	0.0000	0.0000	0.0000	0.0000	0.0000	0.0000	0.0000	0.0000	0.0000	0.0000		0.0000	0.0000	0.0000		0.0000
Vendor	0.0000	0.0000	0.0000	0.0000	0.0000	0.0000	0.0000	0.0000	0.0000	0.0000		0.0000	0.0000	0.0000		0.0000
Worker	0.0380	0.0226	0.3042	8.5000e-004	0.0894	5.6000e-004	0.0900	0.0237	5.1000e-004	0.0242		84.3682	84.3682	2.2300e-003		84.4241
Total	**0.0380**	**0.0226**	**0.3042**	**8.5000e-004**	**0.0894**	**5.6000e-004**	**0.0900**	**0.0237**	**5.1000e-004**	**0.0242**		**84.3682**	**84.3682**	**2.2300e-003**		**84.4241**

Mitigated Construction On-Site

	ROG	NOx	CO	SO2	Fugitive PM10	Exhaust PM10	PM10 Total	Fugitive PM2.5	Exhaust PM2.5	PM2.5 Total	Bio- CO2	NBio- CO2	Total CO2	CH4	N2O	CO2e
Category	lb/day										lb/day					
Off-Road	0.5077	5.0889	7.0219	0.0103		0.2650	0.2650		0.2438	0.2438	0.0000	996.9463	996.9463	0.3224		1,005.0071
Total	**0.5077**	**5.0889**	**7.0219**	**0.0103**		**0.2650**	**0.2650**		**0.2438**	**0.2438**	**0.0000**	**996.9463**	**996.9463**	**0.3224**		**1,005.0071**

3.3 Off-Site Improvements - 2022

Mitigated Construction Off-Site

	ROG	NOx	CO	SO2	Fugitive PM10	Exhaust PM10	PM10 Total	Fugitive PM2.5	Exhaust PM2.5	PM2.5 Total	Bio- CO2	NBio- CO2	Total CO2	CH4	N2O	CO2e
Category	lb/day										lb/day					
Hauling	0.0000	0.0000	0.0000	0.0000	0.0000	0.0000	0.0000	0.0000	0.0000	0.0000		0.0000	0.0000	0.0000		0.0000
Vendor	0.0000	0.0000	0.0000	0.0000	0.0000	0.0000	0.0000	0.0000	0.0000	0.0000		0.0000	0.0000	0.0000		0.0000
Worker	0.0380	0.0226	0.3042	8.5000e-004	0.0894	5.6000e-004	0.0900	0.0237	5.1000e-004	0.0242		84.3682	84.3682	2.2300e-003		84.4241
Total	**0.0380**	**0.0226**	**0.3042**	**8.5000e-004**	**0.0894**	**5.6000e-004**	**0.0900**	**0.0237**	**5.1000e-004**	**0.0242**		**84.3682**	**84.3682**	**2.2300e-003**		**84.4241**

3.4 Grading - 2021

Unmitigated Construction On-Site

	ROG	NOx	CO	SO2	Fugitive PM10	Exhaust PM10	PM10 Total	Fugitive PM2.5	Exhaust PM2.5	PM2.5 Total	Bio- CO2	NBio- CO2	Total CO2	CH4	N2O	CO2e
Category	lb/day										lb/day					
Fugitive Dust					9.2036	0.0000	9.2036	3.6538	0.0000	3.6538			0.0000			0.0000
Off-Road	4.1912	46.3998	30.8785	0.0620		1.9853	1.9853		1.8265	1.8265		6,007.0434	6,007.0434	1.9428		6,055.6134
Total	**4.1912**	**46.3998**	**30.8785**	**0.0620**	**9.2036**	**1.9853**	**11.1889**	**3.6538**	**1.8265**	**5.4803**		**6,007.0434**	**6,007.0434**	**1.9428**		**6,055.6134**

3.4 Grading - 2021

Unmitigated Construction Off-Site

	ROG	NOx	CO	SO2	Fugitive PM10	Exhaust PM10	PM10 Total	Fugitive PM2.5	Exhaust PM2.5	PM2.5 Total	Bio- CO2	NBio- CO2	Total CO2	CH4	N2O	CO2e
Category	lb/day										lb/day					
Hauling	0.0000	0.0000	0.0000	0.0000	0.0000	0.0000	0.0000	0.0000	0.0000	0.0000		0.0000	0.0000	0.0000		0.0000
Vendor	0.0000	0.0000	0.0000	0.0000	0.0000	0.0000	0.0000	0.0000	0.0000	0.0000		0.0000	0.0000	0.0000		0.0000
Worker	0.1016	0.0628	0.8280	2.2000e-003	0.2236	1.4300e-003	0.2250	0.0593	1.3200e-003	0.0606		218.8161	218.8161	6.2300e-003		218.9718
Total	**0.1016**	**0.0628**	**0.8280**	**2.2000e-003**	**0.2236**	**1.4300e-003**	**0.2250**	**0.0593**	**1.3200e-003**	**0.0606**		**218.8161**	**218.8161**	**6.2300e-003**		**218.9718**

Mitigated Construction On-Site

	ROG	NOx	CO	SO2	Fugitive PM10	Exhaust PM10	PM10 Total	Fugitive PM2.5	Exhaust PM2.5	PM2.5 Total	Bio- CO2	NBio- CO2	Total CO2	CH4	N2O	CO2e
Category	lb/day										lb/day					
Fugitive Dust					3.5894	0.0000	3.5894	1.4250	0.0000	1.4250			0.0000			0.0000
Off-Road	4.1912	46.3998	30.8785	0.0620		1.9853	1.9853		1.8265	1.8265	0.0000	6,007.0434	6,007.0434	1.9428		6,055.6134
Total	**4.1912**	**46.3998**	**30.8785**	**0.0620**	**3.5894**	**1.9853**	**5.5747**	**1.4250**	**1.8265**	**3.2515**	**0.0000**	**6,007.0434**	**6,007.0434**	**1.9428**		**6,055.6134**

3.4 Grading - 2021

Mitigated Construction Off-Site

	ROG	NOx	CO	SO2	Fugitive PM10	Exhaust PM10	PM10 Total	Fugitive PM2.5	Exhaust PM2.5	PM2.5 Total	Bio- CO2	NBio- CO2	Total CO2	CH4	N2O	CO2e
Category	lb/day										lb/day					
Hauling	0.0000	0.0000	0.0000	0.0000	0.0000	0.0000	0.0000	0.0000	0.0000	0.0000		0.0000	0.0000	0.0000		0.0000
Vendor	0.0000	0.0000	0.0000	0.0000	0.0000	0.0000	0.0000	0.0000	0.0000	0.0000		0.0000	0.0000	0.0000		0.0000
Worker	0.1016	0.0628	0.8280	2.2000e-003	0.2236	1.4300e-003	0.2250	0.0593	1.3200e-003	0.0606		218.8161	218.8161	6.2300e-003		218.9718
Total	**0.1016**	**0.0628**	**0.8280**	**2.2000e-003**	**0.2236**	**1.4300e-003**	**0.2250**	**0.0593**	**1.3200e-003**	**0.0606**		**218.8161**	**218.8161**	**6.2300e-003**		**218.9718**

3.5 Building Construction - 2021

Unmitigated Construction On-Site

	ROG	NOx	CO	SO2	Fugitive PM10	Exhaust PM10	PM10 Total	Fugitive PM2.5	Exhaust PM2.5	PM2.5 Total	Bio- CO2	NBio- CO2	Total CO2	CH4	N2O	CO2e
Category	lb/day										lb/day					
Off-Road	2.0228	18.7492	17.6706	0.0288		1.0251	1.0251		0.9625	0.9625		2,736.0438	2,736.0438	0.6751		2,752.9212
Total	**2.0228**	**18.7492**	**17.6706**	**0.0288**		**1.0251**	**1.0251**		**0.9625**	**0.9625**		**2,736.0438**	**2,736.0438**	**0.6751**		**2,752.9212**

3.5 Building Construction - 2021

Unmitigated Construction Off-Site

	ROG	NOx	CO	SO2	Fugitive PM10	Exhaust PM10	PM10 Total	Fugitive PM2.5	Exhaust PM2.5	PM2.5 Total	Bio- CO2	NBio- CO2	Total CO2	CH4	N2O	CO2e
Category	lb/day										lb/day					
Hauling	0.0000	0.0000	0.0000	0.0000	0.0000	0.0000	0.0000	0.0000	0.0000	0.0000		0.0000	0.0000	0.0000		0.0000
Vendor	0.2200	8.1972	1.5424	0.0229	0.5444	0.0141	0.5585	0.1568	0.0134	0.1702		2,419.0091	2,419.0091	0.1529		2,422.8309
Worker	1.1026	0.6815	8.9834	0.0238	2.4256	0.0155	2.4411	0.6433	0.0143	0.6576		2,374.1547	2,374.1547	0.0676		2,375.8440
Total	**1.3225**	**8.8787**	**10.5259**	**0.0468**	**2.9700**	**0.0296**	**2.9995**	**0.8000**	**0.0277**	**0.8277**		**4,793.1638**	**4,793.1638**	**0.2204**		**4,798.6749**

Mitigated Construction On-Site

	ROG	NOx	CO	SO2	Fugitive PM10	Exhaust PM10	PM10 Total	Fugitive PM2.5	Exhaust PM2.5	PM2.5 Total	Bio- CO2	NBio- CO2	Total CO2	CH4	N2O	CO2e
Category	lb/day										lb/day					
Off-Road	2.0228	18.7492	17.6706	0.0288		1.0251	1.0251		0.9625	0.9625	0.0000	2,736.0438	2,736.0438	0.6751		2,752.9212
Total	**2.0228**	**18.7492**	**17.6706**	**0.0288**		**1.0251**	**1.0251**		**0.9625**	**0.9625**	**0.0000**	**2,736.0438**	**2,736.0438**	**0.6751**		**2,752.9212**

3.5 Building Construction - 2021

Mitigated Construction Off-Site

	ROG	NOx	CO	SO2	Fugitive PM10	Exhaust PM10	PM10 Total	Fugitive PM2.5	Exhaust PM2.5	PM2.5 Total	Bio- CO2	NBio- CO2	Total CO2	CH4	N2O	CO2e
Category	lb/day										lb/day					
Hauling	0.0000	0.0000	0.0000	0.0000	0.0000	0.0000	0.0000	0.0000	0.0000	0.0000		0.0000	0.0000	0.0000		0.0000
Vendor	0.2200	8.1972	1.5424	0.0229	0.5444	0.0141	0.5585	0.1568	0.0134	0.1702		2,419.0091	2,419.0091	0.1529		2,422.8309
Worker	1.1026	0.6815	8.9834	0.0238	2.4256	0.0155	2.4411	0.6433	0.0143	0.6576		2,374.1547	2,374.1547	0.0676		2,375.8440
Total	**1.3225**	**8.8787**	**10.5259**	**0.0468**	**2.9700**	**0.0296**	**2.9995**	**0.8000**	**0.0277**	**0.8277**		**4,793.1638**	**4,793.1638**	**0.2204**		**4,798.6749**

3.5 Building Construction - 2022

Unmitigated Construction On-Site

	ROG	NOx	CO	SO2	Fugitive PM10	Exhaust PM10	PM10 Total	Fugitive PM2.5	Exhaust PM2.5	PM2.5 Total	Bio- CO2	NBio- CO2	Total CO2	CH4	N2O	CO2e
Category	lb/day										lb/day					
Off-Road	1.8146	16.7670	17.4392	0.0288		0.8645	0.8645		0.8122	0.8122		2,737.1520	2,737.1520	0.6711		2,753.9288
Total	**1.8146**	**16.7670**	**17.4392**	**0.0288**		**0.8645**	**0.8645**		**0.8122**	**0.8122**		**2,737.1520**	**2,737.1520**	**0.6711**		**2,753.9288**

3.5 Building Construction - 2022

Unmitigated Construction Off-Site

	ROG	NOx	CO	SO2	Fugitive PM10	Exhaust PM10	PM10 Total	Fugitive PM2.5	Exhaust PM2.5	PM2.5 Total	Bio- CO2	NBio- CO2	Total CO2	CH4	N2O	CO2e
Category	lb/day										lb/day					
Hauling	0.0000	0.0000	0.0000	0.0000	0.0000	0.0000	0.0000	0.0000	0.0000	0.0000		0.0000	0.0000	0.0000		0.0000
Vendor	0.2049	7.7743	1.4261	0.0227	0.5444	0.0118	0.5562	0.1568	0.0113	0.1680		2,399.6145	2,399.6145	0.1476		2,403.3039
Worker	1.0297	0.6128	8.2526	0.0230	2.4256	0.0151	2.4406	0.6433	0.0139	0.6571		2,288.4873	2,288.4873	0.0606		2,290.0025
Total	**1.2346**	**8.3870**	**9.6787**	**0.0457**	**2.9699**	**0.0269**	**2.9968**	**0.8000**	**0.0252**	**0.8252**		**4,688.1017**	**4,688.1017**	**0.2082**		**4,693.3064**

Mitigated Construction On-Site

	ROG	NOx	CO	SO2	Fugitive PM10	Exhaust PM10	PM10 Total	Fugitive PM2.5	Exhaust PM2.5	PM2.5 Total	Bio- CO2	NBio- CO2	Total CO2	CH4	N2O	CO2e
Category	lb/day										lb/day					
Off-Road	1.8146	16.7670	17.4392	0.0288		0.8645	0.8645		0.8122	0.8122	0.0000	2,737.1520	2,737.1520	0.6711		2,753.9288
Total	**1.8146**	**16.7670**	**17.4392**	**0.0288**		**0.8645**	**0.8645**		**0.8122**	**0.8122**	**0.0000**	**2,737.1520**	**2,737.1520**	**0.6711**		**2,753.9288**

3.5 Building Construction - 2022

Mitigated Construction Off-Site

	ROG	NOx	CO	SO2	Fugitive PM10	Exhaust PM10	PM10 Total	Fugitive PM2.5	Exhaust PM2.5	PM2.5 Total	Bio- CO2	NBio- CO2	Total CO2	CH4	N2O	CO2e
Category	lb/day										lb/day					
Hauling	0.0000	0.0000	0.0000	0.0000	0.0000	0.0000	0.0000	0.0000	0.0000	0.0000		0.0000	0.0000	0.0000		0.0000
Vendor	0.2049	7.7743	1.4261	0.0227	0.5444	0.0118	0.5562	0.1568	0.0113	0.1680		2,399.6145	2,399.6145	0.1476		2,403.3039
Worker	1.0297	0.6128	8.2526	0.0230	2.4256	0.0151	2.4406	0.6433	0.0139	0.6571		2,288.4873	2,288.4873	0.0606		2,290.0025
Total	**1.2346**	**8.3870**	**9.6787**	**0.0457**	**2.9699**	**0.0269**	**2.9968**	**0.8000**	**0.0252**	**0.8252**		**4,688.1017**	**4,688.1017**	**0.2082**		**4,693.3064**

3.6 Paving - 2022

Unmitigated Construction On-Site

	ROG	NOx	CO	SO2	Fugitive PM10	Exhaust PM10	PM10 Total	Fugitive PM2.5	Exhaust PM2.5	PM2.5 Total	Bio- CO2	NBio- CO2	Total CO2	CH4	N2O	CO2e
Category	lb/day										lb/day					
Off-Road	1.1028	11.1249	14.5805	0.0228		0.5679	0.5679		0.5225	0.5225		2,207.6603	2,207.6603	0.7140		2,225.5104
Paving	0.4821					0.0000	0.0000		0.0000	0.0000			0.0000			0.0000
Total	**1.5849**	**11.1249**	**14.5805**	**0.0228**		**0.5679**	**0.5679**		**0.5225**	**0.5225**		**2,207.6603**	**2,207.6603**	**0.7140**		**2,225.5104**

3.6 Paving - 2022

Unmitigated Construction Off-Site

	ROG	NOx	CO	SO2	Fugitive PM10	Exhaust PM10	PM10 Total	Fugitive PM2.5	Exhaust PM2.5	PM2.5 Total	Bio- CO2	NBio- CO2	Total CO2	CH4	N2O	CO2e
Category	lb/day										lb/day					
Hauling	0.0000	0.0000	0.0000	0.0000	0.0000	0.0000	0.0000	0.0000	0.0000	0.0000		0.0000	0.0000	0.0000		0.0000
Vendor	0.0000	0.0000	0.0000	0.0000	0.0000	0.0000	0.0000	0.0000	0.0000	0.0000		0.0000	0.0000	0.0000		0.0000
Worker	0.0712	0.0424	0.5705	1.5900e-003	0.1677	1.0400e-003	0.1687	0.0445	9.6000e-004	0.0454		158.1904	158.1904	4.1900e-003		158.2951
Total	**0.0712**	**0.0424**	**0.5705**	**1.5900e-003**	**0.1677**	**1.0400e-003**	**0.1687**	**0.0445**	**9.6000e-004**	**0.0454**		**158.1904**	**158.1904**	**4.1900e-003**		**158.2951**

Mitigated Construction On-Site

	ROG	NOx	CO	SO2	Fugitive PM10	Exhaust PM10	PM10 Total	Fugitive PM2.5	Exhaust PM2.5	PM2.5 Total	Bio- CO2	NBio- CO2	Total CO2	CH4	N2O	CO2e
Category	lb/day										lb/day					
Off-Road	1.1028	11.1249	14.5805	0.0228		0.5679	0.5679		0.5225	0.5225	0.0000	2,207.6603	2,207.6603	0.7140		2,225.5104
Paving	0.4821					0.0000	0.0000		0.0000	0.0000			0.0000			0.0000
Total	**1.5849**	**11.1249**	**14.5805**	**0.0228**		**0.5679**	**0.5679**		**0.5225**	**0.5225**	**0.0000**	**2,207.6603**	**2,207.6603**	**0.7140**		**2,225.5104**

3.6 Paving - 2022

Mitigated Construction Off-Site

	ROG	NOx	CO	SO2	Fugitive PM10	Exhaust PM10	PM10 Total	Fugitive PM2.5	Exhaust PM2.5	PM2.5 Total	Bio- CO2	NBio- CO2	Total CO2	CH4	N2O	CO2e
Category	lb/day										lb/day					
Hauling	0.0000	0.0000	0.0000	0.0000	0.0000	0.0000	0.0000	0.0000	0.0000	0.0000		0.0000	0.0000	0.0000		0.0000
Vendor	0.0000	0.0000	0.0000	0.0000	0.0000	0.0000	0.0000	0.0000	0.0000	0.0000		0.0000	0.0000	0.0000		0.0000
Worker	0.0712	0.0424	0.5705	1.5900e-003	0.1677	1.0400e-003	0.1687	0.0445	9.6000e-004	0.0454		158.1904	158.1904	4.1900e-003		158.2951
Total	**0.0712**	**0.0424**	**0.5705**	**1.5900e-003**	**0.1677**	**1.0400e-003**	**0.1687**	**0.0445**	**9.6000e-004**	**0.0454**		**158.1904**	**158.1904**	**4.1900e-003**		**158.2951**

3.7 Architectural Coating - 2022

Unmitigated Construction On-Site

	ROG	NOx	CO	SO2	Fugitive PM10	Exhaust PM10	PM10 Total	Fugitive PM2.5	Exhaust PM2.5	PM2.5 Total	Bio- CO2	NBio- CO2	Total CO2	CH4	N2O	CO2e
Category	lb/day										lb/day					
Archit. Coating	14.2998					0.0000	0.0000		0.0000	0.0000			0.0000			0.0000
Off-Road	0.2727	1.8780	2.4181	3.9600e-003		0.1090	0.1090		0.1090	0.1090		375.2641	375.2641	0.0244		375.8749
Total	**14.5726**	**1.8780**	**2.4181**	**3.9600e-003**		**0.1090**	**0.1090**		**0.1090**	**0.1090**		**375.2641**	**375.2641**	**0.0244**		**375.8749**

3.7 Architectural Coating - 2022

Unmitigated Construction Off-Site

	ROG	NOx	CO	SO2	Fugitive PM10	Exhaust PM10	PM10 Total	Fugitive PM2.5	Exhaust PM2.5	PM2.5 Total	Bio- CO2	NBio- CO2	Total CO2	CH4	N2O	CO2e
Category	lb/day										lb/day					
Hauling	0.0000	0.0000	0.0000	0.0000	0.0000	0.0000	0.0000	0.0000	0.0000	0.0000		0.0000	0.0000	0.0000		0.0000
Vendor	0.0000	0.0000	0.0000	0.0000	0.0000	0.0000	0.0000	0.0000	0.0000	0.0000		0.0000	0.0000	0.0000		0.0000
Worker	0.2040	0.1214	1.6353	4.5500e-003	0.4806	2.9800e-003	0.4836	0.1275	2.7500e-003	0.1302		453.4790	453.4790	0.0120		453.7793
Total	**0.2040**	**0.1214**	**1.6353**	**4.5500e-003**	**0.4806**	**2.9800e-003**	**0.4836**	**0.1275**	**2.7500e-003**	**0.1302**		**453.4790**	**453.4790**	**0.0120**		**453.7793**

Mitigated Construction On-Site

	ROG	NOx	CO	SO2	Fugitive PM10	Exhaust PM10	PM10 Total	Fugitive PM2.5	Exhaust PM2.5	PM2.5 Total	Bio- CO2	NBio- CO2	Total CO2	CH4	N2O	CO2e
Category	lb/day										lb/day					
Archit. Coating	14.2998					0.0000	0.0000		0.0000	0.0000			0.0000			0.0000
Off-Road	0.2727	1.8780	2.4181	3.9600e-003		0.1090	0.1090		0.1090	0.1090	0.0000	375.2641	375.2641	0.0244		375.8749
Total	**14.5726**	**1.8780**	**2.4181**	**3.9600e-003**		**0.1090**	**0.1090**		**0.1090**	**0.1090**	**0.0000**	**375.2641**	**375.2641**	**0.0244**		**375.8749**

3.7 Architectural Coating - 2022

Mitigated Construction Off-Site

	ROG	NOx	CO	SO2	Fugitive PM10	Exhaust PM10	PM10 Total	Fugitive PM2.5	Exhaust PM2.5	PM2.5 Total	Bio- CO2	NBio- CO2	Total CO2	CH4	N2O	CO2e
Category	lb/day										lb/day					
Hauling	0.0000	0.0000	0.0000	0.0000	0.0000	0.0000	0.0000	0.0000	0.0000	0.0000		0.0000	0.0000	0.0000		0.0000
Vendor	0.0000	0.0000	0.0000	0.0000	0.0000	0.0000	0.0000	0.0000	0.0000	0.0000		0.0000	0.0000	0.0000		0.0000
Worker	0.2040	0.1214	1.6353	4.5500e-003	0.4806	2.9800e-003	0.4836	0.1275	2.7500e-003	0.1302		453.4790	453.4790	0.0120		453.7793
Total	**0.2040**	**0.1214**	**1.6353**	**4.5500e-003**	**0.4806**	**2.9800e-003**	**0.4836**	**0.1275**	**2.7500e-003**	**0.1302**		**453.4790**	**453.4790**	**0.0120**		**453.7793**

4.0 Operational Detail - Mobile

4.1 Mitigation Measures Mobile

	ROG	NOx	CO	SO2	Fugitive PM10	Exhaust PM10	PM10 Total	Fugitive PM2.5	Exhaust PM2.5	PM2.5 Total	Bio- CO2	NBio- CO2	Total CO2	CH4	N2O	CO2e
Category	lb/day										lb/day					
Mitigated	0.0000	0.0000	0.0000	0.0000	0.0000	0.0000	0.0000	0.0000	0.0000	0.0000		0.0000	0.0000	0.0000		0.0000
Unmitigated	0.0000	0.0000	0.0000	0.0000	0.0000	0.0000	0.0000	0.0000	0.0000	0.0000		0.0000	0.0000	0.0000		0.0000

4.2 Trip Summary Information

	Average Daily Trip Rate			Unmitigated	Mitigated
Land Use	Weekday	Saturday	Sunday	Annual VMT	Annual VMT
Other Non-Asphalt Surfaces	0.00	0.00	0.00		
Parking Lot	0.00	0.00	0.00		
Refrigerated Warehouse-No Rail	0.00	0.00	0.00		
Unrefrigerated Warehouse-No Rail	0.00	0.00	0.00		
Total	0.00	0.00	0.00		

4.3 Trip Type Information

	Miles			Trip %			Trip Purpose %		
Land Use	H-W or C-W	H-S or C-C	H-O or C-NW	H-W or C-W	H-S or C-C	H-O or C-NW	Primary	Diverted	Pass-by
Other Non-Asphalt Surfaces	0.00	0.00	0.00	0.00	0.00	0.00	0	0	0
Parking Lot	0.00	0.00	0.00	0.00	0.00	0.00	0	0	0
Refrigerated Warehouse-No	0.00	0.00	0.00	0.00	0.00	0.00	0	0	0
Unrefrigerated Warehouse-No	0.00	0.00	0.00	0.00	0.00	0.00	0	0	0

4.4 Fleet Mix

Land Use	LDA	LDT1	LDT2	MDV	LHD1	LHD2	MHD	HHD	OBUS	UBUS	MCY	SBUS	MH
Other Non-Asphalt Surfaces	0.553113	0.036408	0.180286	0.116335	0.016165	0.005101	0.018218	0.063797	0.001357	0.001565	0.005903	0.000808	0.000944
Parking Lot	0.553113	0.036408	0.180286	0.116335	0.016165	0.005101	0.018218	0.063797	0.001357	0.001565	0.005903	0.000808	0.000944
Refrigerated Warehouse-No Rail	0.553113	0.036408	0.180286	0.116335	0.016165	0.005101	0.018218	0.063797	0.001357	0.001565	0.005903	0.000808	0.000944
Unrefrigerated Warehouse-No Rail	0.553113	0.036408	0.180286	0.116335	0.016165	0.005101	0.018218	0.063797	0.001357	0.001565	0.005903	0.000808	0.000944

5.0 Energy Detail

Historical Energy Use: N

5.1 Mitigation Measures Energy

	ROG	NOx	CO	SO2	Fugitive PM10	Exhaust PM10	PM10 Total	Fugitive PM2.5	Exhaust PM2.5	PM2.5 Total	Bio- CO2	NBio- CO2	Total CO2	CH4	N2O	CO2e
Category	lb/day										lb/day					
NaturalGas Mitigated	0.0000	0.0000	0.0000	0.0000		0.0000	0.0000		0.0000	0.0000		0.0000	0.0000	0.0000	0.0000	0.0000
NaturalGas Unmitigated	0.0000	0.0000	0.0000	0.0000		0.0000	0.0000		0.0000	0.0000		0.0000	0.0000	0.0000	0.0000	0.0000

5.2 Energy by Land Use - NaturalGas

Unmitigated

	NaturalGas Use	ROG	NOx	CO	SO2	Fugitive PM10	Exhaust PM10	PM10 Total	Fugitive PM2.5	Exhaust PM2.5	PM2.5 Total	Bio- CO2	NBio- CO2	Total CO2	CH4	N2O	CO2e
Land Use	kBTU/yr	lb/day										lb/day					
Other Non-Asphalt Surfaces	0	0.0000	0.0000	0.0000	0.0000		0.0000	0.0000		0.0000	0.0000		0.0000	0.0000	0.0000	0.0000	0.0000
Parking Lot	0	0.0000	0.0000	0.0000	0.0000		0.0000	0.0000		0.0000	0.0000		0.0000	0.0000	0.0000	0.0000	0.0000
Refrigerated Warehouse-No Rail	0	0.0000	0.0000	0.0000	0.0000		0.0000	0.0000		0.0000	0.0000		0.0000	0.0000	0.0000	0.0000	0.0000
Unrefrigerated Warehouse-No Rail	0	0.0000	0.0000	0.0000	0.0000		0.0000	0.0000		0.0000	0.0000		0.0000	0.0000	0.0000	0.0000	0.0000
Total		**0.0000**	**0.0000**	**0.0000**	**0.0000**		**0.0000**	**0.0000**		**0.0000**	**0.0000**		**0.0000**	**0.0000**	**0.0000**	**0.0000**	**0.0000**

5.2 Energy by Land Use - NaturalGas

Mitigated

	NaturalGas Use	ROG	NOx	CO	SO2	Fugitive PM10	Exhaust PM10	PM10 Total	Fugitive PM2.5	Exhaust PM2.5	PM2.5 Total	Bio- CO2	NBio- CO2	Total CO2	CH4	N2O	CO2e
Land Use	kBTU/yr	lb/day										lb/day					
Other Non-Asphalt Surfaces	0	0.0000	0.0000	0.0000	0.0000		0.0000	0.0000		0.0000	0.0000		0.0000	0.0000	0.0000	0.0000	0.0000
Parking Lot	0	0.0000	0.0000	0.0000	0.0000		0.0000	0.0000		0.0000	0.0000		0.0000	0.0000	0.0000	0.0000	0.0000
Refrigerated Warehouse-No Rail	0	0.0000	0.0000	0.0000	0.0000		0.0000	0.0000		0.0000	0.0000		0.0000	0.0000	0.0000	0.0000	0.0000
Unrefrigerated Warehouse-No Rail	0	0.0000	0.0000	0.0000	0.0000		0.0000	0.0000		0.0000	0.0000		0.0000	0.0000	0.0000	0.0000	0.0000
Total		**0.0000**	**0.0000**	**0.0000**	**0.0000**		**0.0000**	**0.0000**		**0.0000**	**0.0000**		**0.0000**	**0.0000**	**0.0000**	**0.0000**	**0.0000**

6.0 Area Detail

6.1 Mitigation Measures Area

	ROG	NOx	CO	SO2	Fugitive PM10	Exhaust PM10	PM10 Total	Fugitive PM2.5	Exhaust PM2.5	PM2.5 Total	Bio- CO2	NBio- CO2	Total CO2	CH4	N2O	CO2e
Category	lb/day										lb/day					
Mitigated	6.8454	4.8000e-004	0.0521	0.0000		1.9000e-004	1.9000e-004		1.9000e-004	1.9000e-004		0.1114	0.1114	2.9000e-004		0.1187
Unmitigated	6.8454	4.8000e-004	0.0521	0.0000		1.9000e-004	1.9000e-004		1.9000e-004	1.9000e-004		0.1114	0.1114	2.9000e-004		0.1187

6.2 Area by SubCategory

Unmitigated

	ROG	NOx	CO	SO2	Fugitive PM10	Exhaust PM10	PM10 Total	Fugitive PM2.5	Exhaust PM2.5	PM2.5 Total	Bio- CO2	NBio- CO2	Total CO2	CH4	N2O	CO2e
SubCategory	lb/day										lb/day					
Architectural Coating	0.7836					0.0000	0.0000		0.0000	0.0000			0.0000			0.0000
Consumer Products	6.0570					0.0000	0.0000		0.0000	0.0000			0.0000			0.0000
Landscaping	4.8400e-003	4.8000e-004	0.0521	0.0000		1.9000e-004	1.9000e-004		1.9000e-004	1.9000e-004		0.1114	0.1114	2.9000e-004		0.1187
Total	**6.8454**	**4.8000e-004**	**0.0521**	**0.0000**		**1.9000e-004**	**1.9000e-004**		**1.9000e-004**	**1.9000e-004**		**0.1114**	**0.1114**	**2.9000e-004**		**0.1187**

6.2 Area by SubCategory

Mitigated

	ROG	NOx	CO	SO2	Fugitive PM10	Exhaust PM10	PM10 Total	Fugitive PM2.5	Exhaust PM2.5	PM2.5 Total	Bio- CO2	NBio- CO2	Total CO2	CH4	N2O	CO2e
SubCategory	lb/day										lb/day					
Architectural Coating	0.7836					0.0000	0.0000		0.0000	0.0000			0.0000			0.0000
Consumer Products	6.0570					0.0000	0.0000		0.0000	0.0000			0.0000			0.0000
Landscaping	4.8400e-003	4.8000e-004	0.0521	0.0000		1.9000e-004	1.9000e-004		1.9000e-004	1.9000e-004		0.1114	0.1114	2.9000e-004		0.1187
Total	**6.8454**	**4.8000e-004**	**0.0521**	**0.0000**		**1.9000e-004**	**1.9000e-004**		**1.9000e-004**	**1.9000e-004**		**0.1114**	**0.1114**	**2.9000e-004**		**0.1187**

7.0 Water Detail

7.1 Mitigation Measures Water

8.0 Waste Detail

8.1 Mitigation Measures Waste

9.0 Operational Offroad

Equipment Type	Number	Hours/Day	Days/Year	Horse Power	Load Factor	Fuel Type

10.0 Stationary Equipment

Fire Pumps and Emergency Generators

Equipment Type	Number	Hours/Day	Hours/Year	Horse Power	Load Factor	Fuel Type

Boilers

Equipment Type	Number	Heat Input/Day	Heat Input/Year	Boiler Rating	Fuel Type

User Defined Equipment

Equipment Type	Number

11.0 Vegetation

Goodman Industrial Park - Phase 2 (Construction - Mitigated)

San Bernardino-South Coast County, Winter

1.0 Project Characteristics

1.1 Land Usage

Land Uses	Size	Metric	Lot Acreage	Floor Surface Area	Population
Refrigerated Warehouse-No Rail	60.41	1000sqft	1.39	60,412.00	0
Unrefrigerated Warehouse-No Rail	241.65	1000sqft	5.55	241,648.00	0
Other Non-Asphalt Surfaces	54.93	1000sqft	1.26	54,933.00	0
Parking Lot	152.00	Space	3.68	160,353.12	0

1.2 Other Project Characteristics

Urbanization	Urban	**Wind Speed (m/s)**	2.2	**Precipitation Freq (Days)**	32
Climate Zone	10			**Operational Year**	2022
Utility Company	Southern California Edison				
CO2 Intensity (lb/MWhr)	702.44	**CH4 Intensity (lb/MWhr)**	0.029	**N2O Intensity (lb/MWhr)**	0.006

1.3 User Entered Comments & Non-Default Data

Project Characteristics -

Land Use - Phase 2 consist of the construction of Buildings 5 (212,420 sf) and the Future Expansion Area (89,640 sf). Consistent with the Traffic Study, 80% of Buildings are designated for warehouse use and the remanining 20% for high-cube cold storage warehouse use. Parking Spaces consist of both Auto Parking and Trailer Parking.

Construction Phase - Construction Schedule consistent with Goodman Logistics Center Fontana III AQ, GHG, & HRA Scoping Agreement.

Off-road Equipment - Equipment based on consultation with the Project applicant.

Off-road Equipment -

Off-road Equipment - Hours are based on an 8 hour workday.

Off-road Equipment -

Off-road Equipment - Hours are based on an 8 hour workday.

Grading - Based on the Equipment List the total acres graded per day is 3.0 acres for grading activities.

Architectural Coating - The Project shall utilize “Super-Compliant” low VOC paints which have been reformulated to exceed the regulatory VOC limits put forth by SCAQMD’s Rule 1113 (BACM AQ-2). Super-Compliant low VOC paints shall be no more than 10g/L of VOC.

Vehicle Trips - Construction Run Only.

Vehicle Emission Factors - EMFAC 2017

Vehicle Emission Factors - EMFAC 2017

Vehicle Emission Factors - EMFAC 2017

Energy Use - Construction Run Only.

Water And Wastewater - Construction Run Only.

Solid Waste - Construction Run Only.

Construction Off-road Equipment Mitigation - Rule 403

Table Name	Column Name	Default Value	New Value
tblArchitecturalCoating	EF_Nonresidential_Exterior	100.00	10.00
tblArchitecturalCoating	EF_Nonresidential_Interior	100.00	10.00
tblArchitecturalCoating	EF_Parking	100.00	10.00
tblConstructionPhase	NumDays	30.00	13.00
tblConstructionPhase	NumDays	300.00	184.00
tblEnergyUse	LightingElect	0.35	0.00

tblEnergyUse	LightingElect	2.37	0.00
tblEnergyUse	LightingElect	1.17	0.00
tblEnergyUse	NT24E	36.52	0.00
tblEnergyUse	NT24E	0.82	0.00
tblEnergyUse	NT24NG	48.51	0.00
tblEnergyUse	NT24NG	0.03	0.00
tblEnergyUse	T24E	1.06	0.00
tblEnergyUse	T24E	0.37	0.00
tblEnergyUse	T24NG	3.25	0.00
tblEnergyUse	T24NG	2.00	0.00
tblGrading	AcresOfGrading	32.50	39.00
tblLandUse	LandUseSquareFeet	60,800.00	160,353.12
tblLandUse	LotAcreage	1.37	3.68
tblOffRoadEquipment	UsageHours	6.00	8.00
tblOffRoadEquipment	UsageHours	7.00	8.00
tblOffRoadEquipment	UsageHours	7.00	8.00
tblSolidWaste	SolidWasteGenerationRate	56.79	0.00
tblSolidWaste	SolidWasteGenerationRate	227.15	0.00
tblVehicleEF	HHD	1.21	0.32
tblVehicleEF	HHD	0.04	2.3880e-003
tblVehicleEF	HHD	0.10	0.00
tblVehicleEF	HHD	3.29	93.15
tblVehicleEF	HHD	0.57	0.26
tblVehicleEF	HHD	1.82	2.2600e-003
tblVehicleEF	HHD	6,933.41	16,719.13
tblVehicleEF	HHD	1,475.79	1,347.67
tblVehicleEF	HHD	5.54	0.02

tblVehicleEF	HHD	26.50	86.33
tblVehicleEF	HHD	2.50	2.76
tblVehicleEF	HHD	9.7780e-003	0.04
tblVehicleEF	HHD	0.06	0.06
tblVehicleEF	HHD	0.04	0.04
tblVehicleEF	HHD	0.01	0.03
tblVehicleEF	HHD	5.1000e-005	1.0000e-006
tblVehicleEF	HHD	9.3550e-003	0.04
tblVehicleEF	HHD	0.03	0.03
tblVehicleEF	HHD	8.8810e-003	8.8160e-003
tblVehicleEF	HHD	0.01	0.03
tblVehicleEF	HHD	4.7000e-005	1.0000e-006
tblVehicleEF	HHD	8.5000e-005	3.4000e-005
tblVehicleEF	HHD	3.1910e-003	1.0400e-004
tblVehicleEF	HHD	0.84	6.69
tblVehicleEF	HHD	5.2000e-005	2.0000e-005
tblVehicleEF	HHD	0.08	0.05
tblVehicleEF	HHD	2.1700e-004	5.2200e-004
tblVehicleEF	HHD	0.05	1.0000e-006
tblVehicleEF	HHD	0.07	0.16
tblVehicleEF	HHD	0.01	0.01
tblVehicleEF	HHD	8.6000e-005	0.00
tblVehicleEF	HHD	8.5000e-005	3.4000e-005
tblVehicleEF	HHD	3.1910e-003	1.0400e-004
tblVehicleEF	HHD	0.97	7.61
tblVehicleEF	HHD	5.2000e-005	2.0000e-005
tblVehicleEF	HHD	0.13	0.06

tblVehicleEF	HHD	2.1700e-004	5.2200e-004
tblVehicleEF	HHD	0.06	1.0000e-006
tblVehicleEF	HHD	1.14	0.34
tblVehicleEF	HHD	0.04	2.3890e-003
tblVehicleEF	HHD	0.09	0.00
tblVehicleEF	HHD	2.39	91.41
tblVehicleEF	HHD	0.57	0.26
tblVehicleEF	HHD	1.70	2.1220e-003
tblVehicleEF	HHD	7,345.18	16,613.96
tblVehicleEF	HHD	1,475.79	1,347.67
tblVehicleEF	HHD	5.54	0.02
tblVehicleEF	HHD	27.35	83.18
tblVehicleEF	HHD	2.36	2.60
tblVehicleEF	HHD	8.2750e-003	0.04
tblVehicleEF	HHD	0.06	0.06
tblVehicleEF	HHD	0.04	0.04
tblVehicleEF	HHD	0.01	0.03
tblVehicleEF	HHD	5.1000e-005	1.0000e-006
tblVehicleEF	HHD	7.9170e-003	0.04
tblVehicleEF	HHD	0.03	0.03
tblVehicleEF	HHD	8.8810e-003	8.8160e-003
tblVehicleEF	HHD	0.01	0.03
tblVehicleEF	HHD	4.7000e-005	1.0000e-006
tblVehicleEF	HHD	1.6800e-004	7.2000e-005
tblVehicleEF	HHD	3.5970e-003	1.2200e-004
tblVehicleEF	HHD	0.79	7.03
tblVehicleEF	HHD	1.1700e-004	4.9000e-005

tblVehicleEF	HHD	0.08	0.05
tblVehicleEF	HHD	2.2100e-004	5.3900e-004
tblVehicleEF	HHD	0.05	1.0000e-006
tblVehicleEF	HHD	0.07	0.16
tblVehicleEF	HHD	0.01	0.01
tblVehicleEF	HHD	8.4000e-005	0.00
tblVehicleEF	HHD	1.6800e-004	7.2000e-005
tblVehicleEF	HHD	3.5970e-003	1.2200e-004
tblVehicleEF	HHD	0.91	8.00
tblVehicleEF	HHD	1.1700e-004	4.9000e-005
tblVehicleEF	HHD	0.13	0.06
tblVehicleEF	HHD	2.2100e-004	5.3900e-004
tblVehicleEF	HHD	0.06	1.0000e-006
tblVehicleEF	HHD	1.31	0.30
tblVehicleEF	HHD	0.04	2.3880e-003
tblVehicleEF	HHD	0.10	0.00
tblVehicleEF	HHD	4.53	95.56
tblVehicleEF	HHD	0.57	0.26
tblVehicleEF	HHD	1.79	2.2320e-003
tblVehicleEF	HHD	6,364.76	16,864.37
tblVehicleEF	HHD	1,475.79	1,347.67
tblVehicleEF	HHD	5.54	0.02
tblVehicleEF	HHD	25.32	90.68
tblVehicleEF	HHD	2.46	2.72
tblVehicleEF	HHD	0.01	0.05
tblVehicleEF	HHD	0.06	0.06
tblVehicleEF	HHD	0.04	0.04

tblVehicleEF	HHD	0.01	0.03
tblVehicleEF	HHD	5.1000e-005	1.0000e-006
tblVehicleEF	HHD	0.01	0.05
tblVehicleEF	HHD	0.03	0.03
tblVehicleEF	HHD	8.8810e-003	8.8160e-003
tblVehicleEF	HHD	0.01	0.03
tblVehicleEF	HHD	4.7000e-005	1.0000e-006
tblVehicleEF	HHD	8.5000e-005	3.8000e-005
tblVehicleEF	HHD	3.4760e-003	1.2300e-004
tblVehicleEF	HHD	0.91	6.22
tblVehicleEF	HHD	5.2000e-005	2.0000e-005
tblVehicleEF	HHD	0.08	0.05
tblVehicleEF	HHD	2.3300e-004	5.4600e-004
tblVehicleEF	HHD	0.05	1.0000e-006
tblVehicleEF	HHD	0.06	0.16
tblVehicleEF	HHD	0.01	0.01
tblVehicleEF	HHD	8.5000e-005	0.00
tblVehicleEF	HHD	8.5000e-005	3.8000e-005
tblVehicleEF	HHD	3.4760e-003	1.2300e-004
tblVehicleEF	HHD	1.05	7.08
tblVehicleEF	HHD	5.2000e-005	2.0000e-005
tblVehicleEF	HHD	0.13	0.06
tblVehicleEF	HHD	2.3300e-004	5.4600e-004
tblVehicleEF	HHD	0.06	1.0000e-006
tblVehicleEF	LDA	4.2030e-003	2.4750e-003
tblVehicleEF	LDA	5.6230e-003	0.05
tblVehicleEF	LDA	0.57	0.66

tblVehicleEF	LDA	1.19	2.16
tblVehicleEF	LDA	251.29	265.70
tblVehicleEF	LDA	57.15	53.86
tblVehicleEF	LDA	0.05	0.04
tblVehicleEF	LDA	1.6780e-003	1.4710e-003
tblVehicleEF	LDA	2.2790e-003	1.8580e-003
tblVehicleEF	LDA	1.5460e-003	1.3550e-003
tblVehicleEF	LDA	2.0960e-003	1.7080e-003
tblVehicleEF	LDA	0.04	0.27
tblVehicleEF	LDA	0.10	0.10
tblVehicleEF	LDA	0.03	0.21
tblVehicleEF	LDA	0.01	9.4820e-003
tblVehicleEF	LDA	0.03	0.21
tblVehicleEF	LDA	0.08	0.23
tblVehicleEF	LDA	2.5170e-003	2.6290e-003
tblVehicleEF	LDA	5.9200e-004	5.3300e-004
tblVehicleEF	LDA	0.04	0.27
tblVehicleEF	LDA	0.10	0.10
tblVehicleEF	LDA	0.03	0.21
tblVehicleEF	LDA	0.02	0.01
tblVehicleEF	LDA	0.03	0.21
tblVehicleEF	LDA	0.08	0.25
tblVehicleEF	LDA	4.7900e-003	2.8390e-003
tblVehicleEF	LDA	4.6890e-003	0.04
tblVehicleEF	LDA	0.71	0.81
tblVehicleEF	LDA	0.99	1.79
tblVehicleEF	LDA	274.94	290.16

tblVehicleEF	LDA	57.15	53.16
tblVehicleEF	LDA	0.05	0.04
tblVehicleEF	LDA	1.6780e-003	1.4710e-003
tblVehicleEF	LDA	2.2790e-003	1.8580e-003
tblVehicleEF	LDA	1.5460e-003	1.3550e-003
tblVehicleEF	LDA	2.0960e-003	1.7080e-003
tblVehicleEF	LDA	0.09	0.55
tblVehicleEF	LDA	0.12	0.12
tblVehicleEF	LDA	0.07	0.45
tblVehicleEF	LDA	0.01	0.01
tblVehicleEF	LDA	0.03	0.21
tblVehicleEF	LDA	0.06	0.19
tblVehicleEF	LDA	2.7550e-003	2.8710e-003
tblVehicleEF	LDA	5.8800e-004	5.2600e-004
tblVehicleEF	LDA	0.09	0.55
tblVehicleEF	LDA	0.12	0.12
tblVehicleEF	LDA	0.07	0.45
tblVehicleEF	LDA	0.02	0.02
tblVehicleEF	LDA	0.03	0.21
tblVehicleEF	LDA	0.07	0.21
tblVehicleEF	LDA	4.0860e-003	2.4150e-003
tblVehicleEF	LDA	5.5870e-003	0.05
tblVehicleEF	LDA	0.54	0.62
tblVehicleEF	LDA	1.18	2.12
tblVehicleEF	LDA	245.70	259.97
tblVehicleEF	LDA	57.15	53.80
tblVehicleEF	LDA	0.05	0.04

tblVehicleEF	LDA	1.6780e-003	1.4710e-003
tblVehicleEF	LDA	2.2790e-003	1.8580e-003
tblVehicleEF	LDA	1.5460e-003	1.3550e-003
tblVehicleEF	LDA	2.0960e-003	1.7080e-003
tblVehicleEF	LDA	0.05	0.27
tblVehicleEF	LDA	0.11	0.11
tblVehicleEF	LDA	0.03	0.20
tblVehicleEF	LDA	0.01	9.2350e-003
tblVehicleEF	LDA	0.04	0.24
tblVehicleEF	LDA	0.08	0.23
tblVehicleEF	LDA	2.4600e-003	2.5720e-003
tblVehicleEF	LDA	5.9100e-004	5.3200e-004
tblVehicleEF	LDA	0.05	0.27
tblVehicleEF	LDA	0.11	0.11
tblVehicleEF	LDA	0.03	0.20
tblVehicleEF	LDA	0.01	0.01
tblVehicleEF	LDA	0.04	0.24
tblVehicleEF	LDA	0.08	0.25
tblVehicleEF	LDT1	0.01	7.1090e-003
tblVehicleEF	LDT1	0.02	0.08
tblVehicleEF	LDT1	1.54	1.45
tblVehicleEF	LDT1	3.61	2.44
tblVehicleEF	LDT1	313.68	312.14
tblVehicleEF	LDT1	70.93	65.50
tblVehicleEF	LDT1	0.16	0.13
tblVehicleEF	LDT1	2.7050e-003	2.2090e-003
tblVehicleEF	LDT1	3.6920e-003	2.8520e-003

tblVehicleEF	LDT1	2.4910e-003	2.0320e-003
tblVehicleEF	LDT1	3.3960e-003	2.6220e-003
tblVehicleEF	LDT1	0.18	0.85
tblVehicleEF	LDT1	0.33	0.26
tblVehicleEF	LDT1	0.13	0.60
tblVehicleEF	LDT1	0.03	0.03
tblVehicleEF	LDT1	0.20	0.88
tblVehicleEF	LDT1	0.26	0.43
tblVehicleEF	LDT1	3.1570e-003	3.0890e-003
tblVehicleEF	LDT1	7.7300e-004	6.4800e-004
tblVehicleEF	LDT1	0.18	0.85
tblVehicleEF	LDT1	0.33	0.26
tblVehicleEF	LDT1	0.13	0.60
tblVehicleEF	LDT1	0.05	0.05
tblVehicleEF	LDT1	0.20	0.88
tblVehicleEF	LDT1	0.28	0.48
tblVehicleEF	LDT1	0.02	8.0650e-003
tblVehicleEF	LDT1	0.02	0.07
tblVehicleEF	LDT1	1.85	1.75
tblVehicleEF	LDT1	2.97	2.02
tblVehicleEF	LDT1	341.75	337.45
tblVehicleEF	LDT1	70.93	64.59
tblVehicleEF	LDT1	0.14	0.12
tblVehicleEF	LDT1	2.7050e-003	2.2090e-003
tblVehicleEF	LDT1	3.6920e-003	2.8520e-003
tblVehicleEF	LDT1	2.4910e-003	2.0320e-003
tblVehicleEF	LDT1	3.3960e-003	2.6220e-003

tblVehicleEF	LDT1	0.37	1.76
tblVehicleEF	LDT1	0.41	0.33
tblVehicleEF	LDT1	0.27	1.29
tblVehicleEF	LDT1	0.04	0.04
tblVehicleEF	LDT1	0.20	0.88
tblVehicleEF	LDT1	0.21	0.36
tblVehicleEF	LDT1	3.4420e-003	3.3390e-003
tblVehicleEF	LDT1	7.6200e-004	6.3900e-004
tblVehicleEF	LDT1	0.37	1.76
tblVehicleEF	LDT1	0.41	0.33
tblVehicleEF	LDT1	0.27	1.29
tblVehicleEF	LDT1	0.06	0.05
tblVehicleEF	LDT1	0.20	0.88
tblVehicleEF	LDT1	0.23	0.40
tblVehicleEF	LDT1	0.01	6.9430e-003
tblVehicleEF	LDT1	0.02	0.08
tblVehicleEF	LDT1	1.47	1.38
tblVehicleEF	LDT1	3.55	2.40
tblVehicleEF	LDT1	307.06	306.14
tblVehicleEF	LDT1	70.93	65.42
tblVehicleEF	LDT1	0.15	0.12
tblVehicleEF	LDT1	2.7050e-003	2.2090e-003
tblVehicleEF	LDT1	3.6920e-003	2.8520e-003
tblVehicleEF	LDT1	2.4910e-003	2.0320e-003
tblVehicleEF	LDT1	3.3960e-003	2.6220e-003
tblVehicleEF	LDT1	0.19	0.89
tblVehicleEF	LDT1	0.39	0.30

tblVehicleEF	LDT1	0.12	0.55
tblVehicleEF	LDT1	0.03	0.03
tblVehicleEF	LDT1	0.23	1.03
tblVehicleEF	LDT1	0.25	0.43
tblVehicleEF	LDT1	3.0890e-003	3.0290e-003
tblVehicleEF	LDT1	7.7200e-004	6.4700e-004
tblVehicleEF	LDT1	0.19	0.89
tblVehicleEF	LDT1	0.39	0.30
tblVehicleEF	LDT1	0.12	0.55
tblVehicleEF	LDT1	0.05	0.04
tblVehicleEF	LDT1	0.23	1.03
tblVehicleEF	LDT1	0.28	0.47
tblVehicleEF	LDT2	6.3270e-003	4.3120e-003
tblVehicleEF	LDT2	8.1990e-003	0.07
tblVehicleEF	LDT2	0.80	0.98
tblVehicleEF	LDT2	1.67	2.78
tblVehicleEF	LDT2	351.15	334.03
tblVehicleEF	LDT2	79.39	70.30
tblVehicleEF	LDT2	0.09	0.09
tblVehicleEF	LDT2	1.7270e-003	1.5300e-003
tblVehicleEF	LDT2	2.4170e-003	1.9480e-003
tblVehicleEF	LDT2	1.5880e-003	1.4080e-003
tblVehicleEF	LDT2	2.2220e-003	1.7910e-003
tblVehicleEF	LDT2	0.06	0.46
tblVehicleEF	LDT2	0.13	0.15
tblVehicleEF	LDT2	0.05	0.38
tblVehicleEF	LDT2	0.02	0.02

tblVehicleEF	LDT2	0.07	0.48
tblVehicleEF	LDT2	0.11	0.35
tblVehicleEF	LDT2	3.5180e-003	3.3050e-003
tblVehicleEF	LDT2	8.2200e-004	6.9600e-004
tblVehicleEF	LDT2	0.06	0.46
tblVehicleEF	LDT2	0.13	0.15
tblVehicleEF	LDT2	0.05	0.38
tblVehicleEF	LDT2	0.02	0.03
tblVehicleEF	LDT2	0.07	0.48
tblVehicleEF	LDT2	0.12	0.38
tblVehicleEF	LDT2	7.1840e-003	4.9250e-003
tblVehicleEF	LDT2	6.8290e-003	0.06
tblVehicleEF	LDT2	0.97	1.19
tblVehicleEF	LDT2	1.38	2.30
tblVehicleEF	LDT2	383.36	358.66
tblVehicleEF	LDT2	79.39	69.35
tblVehicleEF	LDT2	0.08	0.08
tblVehicleEF	LDT2	1.7270e-003	1.5300e-003
tblVehicleEF	LDT2	2.4170e-003	1.9480e-003
tblVehicleEF	LDT2	1.5880e-003	1.4080e-003
tblVehicleEF	LDT2	2.2220e-003	1.7910e-003
tblVehicleEF	LDT2	0.13	0.95
tblVehicleEF	LDT2	0.15	0.18
tblVehicleEF	LDT2	0.11	0.80
tblVehicleEF	LDT2	0.02	0.02
tblVehicleEF	LDT2	0.07	0.48
tblVehicleEF	LDT2	0.09	0.29

tblVehicleEF	LDT2	3.8420e-003	3.5480e-003
tblVehicleEF	LDT2	8.1700e-004	6.8600e-004
tblVehicleEF	LDT2	0.13	0.95
tblVehicleEF	LDT2	0.15	0.18
tblVehicleEF	LDT2	0.11	0.80
tblVehicleEF	LDT2	0.03	0.03
tblVehicleEF	LDT2	0.07	0.48
tblVehicleEF	LDT2	0.10	0.32
tblVehicleEF	LDT2	6.1560e-003	4.2090e-003
tblVehicleEF	LDT2	8.1410e-003	0.07
tblVehicleEF	LDT2	0.75	0.92
tblVehicleEF	LDT2	1.64	2.74
tblVehicleEF	LDT2	343.55	328.19
tblVehicleEF	LDT2	79.39	70.22
tblVehicleEF	LDT2	0.08	0.09
tblVehicleEF	LDT2	1.7270e-003	1.5300e-003
tblVehicleEF	LDT2	2.4170e-003	1.9480e-003
tblVehicleEF	LDT2	1.5880e-003	1.4080e-003
tblVehicleEF	LDT2	2.2220e-003	1.7910e-003
tblVehicleEF	LDT2	0.06	0.46
tblVehicleEF	LDT2	0.14	0.16
tblVehicleEF	LDT2	0.05	0.35
tblVehicleEF	LDT2	0.02	0.02
tblVehicleEF	LDT2	0.08	0.56
tblVehicleEF	LDT2	0.11	0.35
tblVehicleEF	LDT2	3.4410e-003	3.2470e-003
tblVehicleEF	LDT2	8.2200e-004	6.9500e-004

tblVehicleEF	LDT2	0.06	0.46
tblVehicleEF	LDT2	0.14	0.16
tblVehicleEF	LDT2	0.05	0.35
tblVehicleEF	LDT2	0.02	0.03
tblVehicleEF	LDT2	0.08	0.56
tblVehicleEF	LDT2	0.12	0.38
tblVehicleEF	LHD1	5.2170e-003	0.07
tblVehicleEF	LHD1	0.01	6.5090e-003
tblVehicleEF	LHD1	0.02	0.02
tblVehicleEF	LHD1	0.14	2.39
tblVehicleEF	LHD1	1.07	0.88
tblVehicleEF	LHD1	2.60	1.03
tblVehicleEF	LHD1	9.23	128.99
tblVehicleEF	LHD1	609.20	648.62
tblVehicleEF	LHD1	30.40	10.79
tblVehicleEF	LHD1	0.09	1.09
tblVehicleEF	LHD1	2.12	1.54
tblVehicleEF	LHD1	9.6500e-004	0.01
tblVehicleEF	LHD1	0.01	9.9680e-003
tblVehicleEF	LHD1	0.01	0.01
tblVehicleEF	LHD1	9.5800e-004	2.6300e-004
tblVehicleEF	LHD1	9.2400e-004	0.01
tblVehicleEF	LHD1	2.5390e-003	2.4920e-003
tblVehicleEF	LHD1	0.01	0.01
tblVehicleEF	LHD1	8.8100e-004	2.4200e-004
tblVehicleEF	LHD1	3.7070e-003	0.04
tblVehicleEF	LHD1	0.11	0.09

tblVehicleEF	LHD1	0.02	0.29
tblVehicleEF	LHD1	1.8240e-003	0.02
tblVehicleEF	LHD1	0.08	0.07
tblVehicleEF	LHD1	0.35	0.60
tblVehicleEF	LHD1	0.27	0.08
tblVehicleEF	LHD1	9.2000e-005	1.2480e-003
tblVehicleEF	LHD1	5.9760e-003	6.3130e-003
tblVehicleEF	LHD1	3.5300e-004	1.0700e-004
tblVehicleEF	LHD1	3.7070e-003	0.04
tblVehicleEF	LHD1	0.11	0.09
tblVehicleEF	LHD1	0.02	0.40
tblVehicleEF	LHD1	1.8240e-003	0.02
tblVehicleEF	LHD1	0.10	0.08
tblVehicleEF	LHD1	0.35	0.60
tblVehicleEF	LHD1	0.29	0.09
tblVehicleEF	LHD1	5.2170e-003	0.07
tblVehicleEF	LHD1	0.01	6.6670e-003
tblVehicleEF	LHD1	0.02	0.02
tblVehicleEF	LHD1	0.14	2.39
tblVehicleEF	LHD1	1.09	0.90
tblVehicleEF	LHD1	2.43	0.97
tblVehicleEF	LHD1	9.23	128.99
tblVehicleEF	LHD1	609.20	648.66
tblVehicleEF	LHD1	30.40	10.67
tblVehicleEF	LHD1	0.09	1.09
tblVehicleEF	LHD1	1.98	1.44
tblVehicleEF	LHD1	9.6500e-004	0.01

tblVehicleEF	LHD1	0.01	9.9680e-003
tblVehicleEF	LHD1	0.01	0.01
tblVehicleEF	LHD1	9.5800e-004	2.6300e-004
tblVehicleEF	LHD1	9.2400e-004	0.01
tblVehicleEF	LHD1	2.5390e-003	2.4920e-003
tblVehicleEF	LHD1	0.01	0.01
tblVehicleEF	LHD1	8.8100e-004	2.4200e-004
tblVehicleEF	LHD1	7.3080e-003	0.09
tblVehicleEF	LHD1	0.13	0.11
tblVehicleEF	LHD1	0.02	0.29
tblVehicleEF	LHD1	4.1220e-003	0.05
tblVehicleEF	LHD1	0.09	0.07
tblVehicleEF	LHD1	0.36	0.60
tblVehicleEF	LHD1	0.25	0.08
tblVehicleEF	LHD1	9.2000e-005	1.2480e-003
tblVehicleEF	LHD1	5.9770e-003	6.3140e-003
tblVehicleEF	LHD1	3.5000e-004	1.0600e-004
tblVehicleEF	LHD1	7.3080e-003	0.09
tblVehicleEF	LHD1	0.13	0.11
tblVehicleEF	LHD1	0.02	0.40
tblVehicleEF	LHD1	4.1220e-003	0.05
tblVehicleEF	LHD1	0.11	0.09
tblVehicleEF	LHD1	0.36	0.60
tblVehicleEF	LHD1	0.28	0.08
tblVehicleEF	LHD1	5.2170e-003	0.07
tblVehicleEF	LHD1	0.01	6.5250e-003
tblVehicleEF	LHD1	0.02	0.02

tblVehicleEF	LHD1	0.14	2.39
tblVehicleEF	LHD1	1.07	0.89
tblVehicleEF	LHD1	2.55	1.02
tblVehicleEF	LHD1	9.23	128.99
tblVehicleEF	LHD1	609.20	648.63
tblVehicleEF	LHD1	30.40	10.76
tblVehicleEF	LHD1	0.09	1.09
tblVehicleEF	LHD1	2.08	1.51
tblVehicleEF	LHD1	9.6500e-004	0.01
tblVehicleEF	LHD1	0.01	9.9680e-003
tblVehicleEF	LHD1	0.01	0.01
tblVehicleEF	LHD1	9.5800e-004	2.6300e-004
tblVehicleEF	LHD1	9.2400e-004	0.01
tblVehicleEF	LHD1	2.5390e-003	2.4920e-003
tblVehicleEF	LHD1	0.01	0.01
tblVehicleEF	LHD1	8.8100e-004	2.4200e-004
tblVehicleEF	LHD1	4.0430e-003	0.05
tblVehicleEF	LHD1	0.13	0.10
tblVehicleEF	LHD1	0.02	0.29
tblVehicleEF	LHD1	1.7940e-003	0.02
tblVehicleEF	LHD1	0.08	0.07
tblVehicleEF	LHD1	0.38	0.64
tblVehicleEF	LHD1	0.26	0.08
tblVehicleEF	LHD1	9.2000e-005	1.2480e-003
tblVehicleEF	LHD1	5.9760e-003	6.3130e-003
tblVehicleEF	LHD1	3.5200e-004	1.0600e-004
tblVehicleEF	LHD1	4.0430e-003	0.05

tblVehicleEF	LHD1	0.13	0.10
tblVehicleEF	LHD1	0.02	0.40
tblVehicleEF	LHD1	1.7940e-003	0.02
tblVehicleEF	LHD1	0.10	0.08
tblVehicleEF	LHD1	0.38	0.64
tblVehicleEF	LHD1	0.29	0.09
tblVehicleEF	LHD2	3.5950e-003	0.04
tblVehicleEF	LHD2	4.6110e-003	4.1580e-003
tblVehicleEF	LHD2	8.1370e-003	9.5080e-003
tblVehicleEF	LHD2	0.12	1.83
tblVehicleEF	LHD2	0.50	0.56
tblVehicleEF	LHD2	1.20	0.61
tblVehicleEF	LHD2	14.27	193.92
tblVehicleEF	LHD2	608.52	648.96
tblVehicleEF	LHD2	24.46	7.78
tblVehicleEF	LHD2	0.11	1.53
tblVehicleEF	LHD2	1.49	1.65
tblVehicleEF	LHD2	1.2830e-003	0.02
tblVehicleEF	LHD2	0.01	0.01
tblVehicleEF	LHD2	0.01	0.01
tblVehicleEF	LHD2	4.0000e-004	1.2600e-004
tblVehicleEF	LHD2	1.2280e-003	0.02
tblVehicleEF	LHD2	2.6860e-003	2.6930e-003
tblVehicleEF	LHD2	0.01	0.01
tblVehicleEF	LHD2	3.6800e-004	1.1600e-004
tblVehicleEF	LHD2	1.3070e-003	0.02
tblVehicleEF	LHD2	0.04	0.05

tblVehicleEF	LHD2	0.01	0.22
tblVehicleEF	LHD2	7.0300e-004	0.01
tblVehicleEF	LHD2	0.06	0.06
tblVehicleEF	LHD2	0.09	0.29
tblVehicleEF	LHD2	0.11	0.05
tblVehicleEF	LHD2	1.3900e-004	1.8530e-003
tblVehicleEF	LHD2	5.9200e-003	6.2610e-003
tblVehicleEF	LHD2	2.6700e-004	7.7000e-005
tblVehicleEF	LHD2	1.3070e-003	0.02
tblVehicleEF	LHD2	0.04	0.05
tblVehicleEF	LHD2	0.02	0.30
tblVehicleEF	LHD2	7.0300e-004	0.01
tblVehicleEF	LHD2	0.07	0.07
tblVehicleEF	LHD2	0.09	0.29
tblVehicleEF	LHD2	0.12	0.05
tblVehicleEF	LHD2	3.5950e-003	0.04
tblVehicleEF	LHD2	4.6760e-003	4.2030e-003
tblVehicleEF	LHD2	7.7630e-003	9.0810e-003
tblVehicleEF	LHD2	0.12	1.83
tblVehicleEF	LHD2	0.50	0.56
tblVehicleEF	LHD2	1.13	0.57
tblVehicleEF	LHD2	14.27	193.92
tblVehicleEF	LHD2	608.52	648.97
tblVehicleEF	LHD2	24.46	7.71
tblVehicleEF	LHD2	0.11	1.53
tblVehicleEF	LHD2	1.40	1.55
tblVehicleEF	LHD2	1.2830e-003	0.02

tblVehicleEF	LHD2	0.01	0.01
tblVehicleEF	LHD2	0.01	0.01
tblVehicleEF	LHD2	4.0000e-004	1.2600e-004
tblVehicleEF	LHD2	1.2280e-003	0.02
tblVehicleEF	LHD2	2.6860e-003	2.6930e-003
tblVehicleEF	LHD2	0.01	0.01
tblVehicleEF	LHD2	3.6800e-004	1.1600e-004
tblVehicleEF	LHD2	2.5220e-003	0.04
tblVehicleEF	LHD2	0.04	0.06
tblVehicleEF	LHD2	0.01	0.22
tblVehicleEF	LHD2	1.5220e-003	0.02
tblVehicleEF	LHD2	0.06	0.06
tblVehicleEF	LHD2	0.09	0.29
tblVehicleEF	LHD2	0.10	0.04
tblVehicleEF	LHD2	1.3900e-004	1.8530e-003
tblVehicleEF	LHD2	5.9200e-003	6.2610e-003
tblVehicleEF	LHD2	2.6500e-004	7.6000e-005
tblVehicleEF	LHD2	2.5220e-003	0.04
tblVehicleEF	LHD2	0.04	0.06
tblVehicleEF	LHD2	0.02	0.30
tblVehicleEF	LHD2	1.5220e-003	0.02
tblVehicleEF	LHD2	0.07	0.07
tblVehicleEF	LHD2	0.09	0.29
tblVehicleEF	LHD2	0.11	0.05
tblVehicleEF	LHD2	3.5950e-003	0.04
tblVehicleEF	LHD2	4.6180e-003	4.1630e-003
tblVehicleEF	LHD2	8.0640e-003	9.4270e-003

tblVehicleEF	LHD2	0.12	1.83
tblVehicleEF	LHD2	0.50	0.56
tblVehicleEF	LHD2	1.19	0.60
tblVehicleEF	LHD2	14.27	193.92
tblVehicleEF	LHD2	608.52	648.96
tblVehicleEF	LHD2	24.46	7.77
tblVehicleEF	LHD2	0.11	1.53
tblVehicleEF	LHD2	1.46	1.62
tblVehicleEF	LHD2	1.2830e-003	0.02
tblVehicleEF	LHD2	0.01	0.01
tblVehicleEF	LHD2	0.01	0.01
tblVehicleEF	LHD2	4.0000e-004	1.2600e-004
tblVehicleEF	LHD2	1.2280e-003	0.02
tblVehicleEF	LHD2	2.6860e-003	2.6930e-003
tblVehicleEF	LHD2	0.01	0.01
tblVehicleEF	LHD2	3.6800e-004	1.1600e-004
tblVehicleEF	LHD2	1.3460e-003	0.02
tblVehicleEF	LHD2	0.04	0.05
tblVehicleEF	LHD2	0.01	0.22
tblVehicleEF	LHD2	6.8700e-004	0.01
tblVehicleEF	LHD2	0.06	0.06
tblVehicleEF	LHD2	0.10	0.31
tblVehicleEF	LHD2	0.11	0.05
tblVehicleEF	LHD2	1.3900e-004	1.8530e-003
tblVehicleEF	LHD2	5.9200e-003	6.2610e-003
tblVehicleEF	LHD2	2.6600e-004	7.7000e-005
tblVehicleEF	LHD2	1.3460e-003	0.02

tblVehicleEF	LHD2	0.04	0.05
tblVehicleEF	LHD2	0.02	0.30
tblVehicleEF	LHD2	6.8700e-004	0.01
tblVehicleEF	LHD2	0.07	0.07
tblVehicleEF	LHD2	0.10	0.31
tblVehicleEF	LHD2	0.12	0.05
tblVehicleEF	MCY	0.43	0.33
tblVehicleEF	MCY	0.16	0.25
tblVehicleEF	MCY	20.55	20.74
tblVehicleEF	MCY	9.93	8.78
tblVehicleEF	MCY	167.73	210.98
tblVehicleEF	MCY	46.45	61.55
tblVehicleEF	MCY	1.16	1.17
tblVehicleEF	MCY	1.8610e-003	1.8280e-003
tblVehicleEF	MCY	3.6730e-003	3.0520e-003
tblVehicleEF	MCY	1.7420e-003	1.7110e-003
tblVehicleEF	MCY	3.4650e-003	2.8770e-003
tblVehicleEF	MCY	1.45	2.89
tblVehicleEF	MCY	0.84	0.84
tblVehicleEF	MCY	0.80	1.59
tblVehicleEF	MCY	2.23	2.23
tblVehicleEF	MCY	0.49	2.04
tblVehicleEF	MCY	2.16	1.90
tblVehicleEF	MCY	2.0770e-003	2.0880e-003
tblVehicleEF	MCY	6.9000e-004	6.0900e-004
tblVehicleEF	MCY	1.45	2.89
tblVehicleEF	MCY	0.84	0.84

tblVehicleEF	MCY	0.80	1.59
tblVehicleEF	MCY	2.74	2.74
tblVehicleEF	MCY	0.49	2.04
tblVehicleEF	MCY	2.35	2.07
tblVehicleEF	MCY	0.42	0.32
tblVehicleEF	MCY	0.14	0.22
tblVehicleEF	MCY	20.68	20.87
tblVehicleEF	MCY	9.05	7.97
tblVehicleEF	MCY	167.73	210.98
tblVehicleEF	MCY	46.45	59.35
tblVehicleEF	MCY	0.99	0.99
tblVehicleEF	MCY	1.8610e-003	1.8280e-003
tblVehicleEF	MCY	3.6730e-003	3.0520e-003
tblVehicleEF	MCY	1.7420e-003	1.7110e-003
tblVehicleEF	MCY	3.4650e-003	2.8770e-003
tblVehicleEF	MCY	3.14	6.27
tblVehicleEF	MCY	1.27	1.28
tblVehicleEF	MCY	2.13	4.24
tblVehicleEF	MCY	2.17	2.17
tblVehicleEF	MCY	0.49	2.03
tblVehicleEF	MCY	1.86	1.63
tblVehicleEF	MCY	2.0770e-003	2.0880e-003
tblVehicleEF	MCY	6.6700e-004	5.8700e-004
tblVehicleEF	MCY	3.14	6.27
tblVehicleEF	MCY	1.27	1.28
tblVehicleEF	MCY	2.13	4.24
tblVehicleEF	MCY	2.67	2.67

tblVehicleEF	MCY	0.49	2.03
tblVehicleEF	MCY	2.02	1.77
tblVehicleEF	MCY	0.42	0.32
tblVehicleEF	MCY	0.15	0.24
tblVehicleEF	MCY	19.63	19.79
tblVehicleEF	MCY	9.55	8.43
tblVehicleEF	MCY	167.73	209.35
tblVehicleEF	MCY	46.45	60.75
tblVehicleEF	MCY	1.12	1.12
tblVehicleEF	MCY	1.8610e-003	1.8280e-003
tblVehicleEF	MCY	3.6730e-003	3.0520e-003
tblVehicleEF	MCY	1.7420e-003	1.7110e-003
tblVehicleEF	MCY	3.4650e-003	2.8770e-003
tblVehicleEF	MCY	1.71	3.40
tblVehicleEF	MCY	1.13	1.12
tblVehicleEF	MCY	0.72	1.42
tblVehicleEF	MCY	2.19	2.20
tblVehicleEF	MCY	0.56	2.32
tblVehicleEF	MCY	2.08	1.83
tblVehicleEF	MCY	2.0610e-003	2.0720e-003
tblVehicleEF	MCY	6.8200e-004	6.0100e-004
tblVehicleEF	MCY	1.71	3.40
tblVehicleEF	MCY	1.13	1.12
tblVehicleEF	MCY	0.72	1.42
tblVehicleEF	MCY	2.69	2.69
tblVehicleEF	MCY	0.56	2.32
tblVehicleEF	MCY	2.27	1.99

tblVehicleEF	MDV	0.01	5.5850e-003
tblVehicleEF	MDV	0.02	0.09
tblVehicleEF	MDV	1.35	1.14
tblVehicleEF	MDV	3.25	3.33
tblVehicleEF	MDV	483.94	414.18
tblVehicleEF	MDV	107.92	87.05
tblVehicleEF	MDV	0.17	0.12
tblVehicleEF	MDV	1.8260e-003	1.6380e-003
tblVehicleEF	MDV	2.5170e-003	2.0560e-003
tblVehicleEF	MDV	1.6830e-003	1.5110e-003
tblVehicleEF	MDV	2.3150e-003	1.8910e-003
tblVehicleEF	MDV	0.10	0.53
tblVehicleEF	MDV	0.20	0.17
tblVehicleEF	MDV	0.08	0.46
tblVehicleEF	MDV	0.03	0.02
tblVehicleEF	MDV	0.11	0.52
tblVehicleEF	MDV	0.25	0.45
tblVehicleEF	MDV	4.8500e-003	4.0950e-003
tblVehicleEF	MDV	1.1370e-003	8.6100e-004
tblVehicleEF	MDV	0.10	0.53
tblVehicleEF	MDV	0.20	0.17
tblVehicleEF	MDV	0.08	0.46
tblVehicleEF	MDV	0.05	0.03
tblVehicleEF	MDV	0.11	0.52
tblVehicleEF	MDV	0.28	0.50
tblVehicleEF	MDV	0.01	6.3910e-003
tblVehicleEF	MDV	0.02	0.08

tblVehicleEF	MDV	1.64	1.39
tblVehicleEF	MDV	2.69	2.75
tblVehicleEF	MDV	526.85	440.29
tblVehicleEF	MDV	107.92	85.88
tblVehicleEF	MDV	0.16	0.11
tblVehicleEF	MDV	1.8260e-003	1.6380e-003
tblVehicleEF	MDV	2.5170e-003	2.0560e-003
tblVehicleEF	MDV	1.6830e-003	1.5110e-003
tblVehicleEF	MDV	2.3150e-003	1.8910e-003
tblVehicleEF	MDV	0.20	1.07
tblVehicleEF	MDV	0.23	0.20
tblVehicleEF	MDV	0.17	0.95
tblVehicleEF	MDV	0.04	0.03
tblVehicleEF	MDV	0.11	0.52
tblVehicleEF	MDV	0.21	0.38
tblVehicleEF	MDV	5.2830e-003	4.3530e-003
tblVehicleEF	MDV	1.1260e-003	8.5000e-004
tblVehicleEF	MDV	0.20	1.07
tblVehicleEF	MDV	0.23	0.20
tblVehicleEF	MDV	0.17	0.95
tblVehicleEF	MDV	0.05	0.04
tblVehicleEF	MDV	0.11	0.52
tblVehicleEF	MDV	0.23	0.42
tblVehicleEF	MDV	0.01	5.4380e-003
tblVehicleEF	MDV	0.02	0.09
tblVehicleEF	MDV	1.28	1.08
tblVehicleEF	MDV	3.20	3.28

tblVehicleEF	MDV	473.93	407.99
tblVehicleEF	MDV	107.92	86.95
tblVehicleEF	MDV	0.16	0.11
tblVehicleEF	MDV	1.8260e-003	1.6380e-003
tblVehicleEF	MDV	2.5170e-003	2.0560e-003
tblVehicleEF	MDV	1.6830e-003	1.5110e-003
tblVehicleEF	MDV	2.3150e-003	1.8910e-003
tblVehicleEF	MDV	0.10	0.51
tblVehicleEF	MDV	0.22	0.19
tblVehicleEF	MDV	0.08	0.43
tblVehicleEF	MDV	0.03	0.02
tblVehicleEF	MDV	0.13	0.60
tblVehicleEF	MDV	0.25	0.45
tblVehicleEF	MDV	4.7490e-003	4.0340e-003
tblVehicleEF	MDV	1.1360e-003	8.6000e-004
tblVehicleEF	MDV	0.10	0.51
tblVehicleEF	MDV	0.22	0.19
tblVehicleEF	MDV	0.08	0.43
tblVehicleEF	MDV	0.04	0.03
tblVehicleEF	MDV	0.13	0.60
tblVehicleEF	MDV	0.27	0.49
tblVehicleEF	MH	0.04	3.7970e-003
tblVehicleEF	MH	0.03	0.00
tblVehicleEF	MH	3.07	0.36
tblVehicleEF	MH	6.43	0.00
tblVehicleEF	MH	1,045.05	951.23
tblVehicleEF	MH	59.49	0.00

tblVehicleEF	MH	1.54	4.54
tblVehicleEF	MH	0.01	0.02
tblVehicleEF	MH	0.04	0.14
tblVehicleEF	MH	1.1740e-003	0.00
tblVehicleEF	MH	3.2230e-003	4.0000e-003
tblVehicleEF	MH	0.04	0.14
tblVehicleEF	MH	1.0790e-003	0.00
tblVehicleEF	MH	1.47	0.00
tblVehicleEF	MH	0.09	0.00
tblVehicleEF	MH	0.51	0.00
tblVehicleEF	MH	0.10	0.08
tblVehicleEF	MH	0.03	0.00
tblVehicleEF	MH	0.37	0.00
tblVehicleEF	MH	0.01	8.9930e-003
tblVehicleEF	MH	7.0700e-004	0.00
tblVehicleEF	MH	1.47	0.00
tblVehicleEF	MH	0.09	0.00
tblVehicleEF	MH	0.51	0.00
tblVehicleEF	MH	0.14	0.09
tblVehicleEF	MH	0.03	0.00
tblVehicleEF	MH	0.40	0.00
tblVehicleEF	MH	0.04	3.7970e-003
tblVehicleEF	MH	0.03	0.00
tblVehicleEF	MH	3.19	0.36
tblVehicleEF	MH	5.84	0.00
tblVehicleEF	MH	1,045.05	951.23
tblVehicleEF	MH	59.49	0.00

tblVehicleEF	MH	1.41	4.26
tblVehicleEF	MH	0.01	0.02
tblVehicleEF	MH	0.04	0.14
tblVehicleEF	MH	1.1740e-003	0.00
tblVehicleEF	MH	3.2230e-003	4.0000e-003
tblVehicleEF	MH	0.04	0.14
tblVehicleEF	MH	1.0790e-003	0.00
tblVehicleEF	MH	2.91	0.00
tblVehicleEF	MH	0.11	0.00
tblVehicleEF	MH	1.21	0.00
tblVehicleEF	MH	0.11	0.08
tblVehicleEF	MH	0.03	0.00
tblVehicleEF	MH	0.34	0.00
tblVehicleEF	MH	0.01	8.9930e-003
tblVehicleEF	MH	6.9700e-004	0.00
tblVehicleEF	MH	2.91	0.00
tblVehicleEF	MH	0.11	0.00
tblVehicleEF	MH	1.21	0.00
tblVehicleEF	MH	0.15	0.09
tblVehicleEF	MH	0.03	0.00
tblVehicleEF	MH	0.38	0.00
tblVehicleEF	MH	0.04	3.7970e-003
tblVehicleEF	MH	0.03	0.00
tblVehicleEF	MH	3.08	0.36
tblVehicleEF	MH	6.36	0.00
tblVehicleEF	MH	1,045.05	951.23
tblVehicleEF	MH	59.49	0.00

tblVehicleEF	MH	1.51	4.46
tblVehicleEF	MH	0.01	0.02
tblVehicleEF	MH	0.04	0.14
tblVehicleEF	MH	1.1740e-003	0.00
tblVehicleEF	MH	3.2230e-003	4.0000e-003
tblVehicleEF	MH	0.04	0.14
tblVehicleEF	MH	1.0790e-003	0.00
tblVehicleEF	MH	1.75	0.00
tblVehicleEF	MH	0.11	0.00
tblVehicleEF	MH	0.53	0.00
tblVehicleEF	MH	0.10	0.08
tblVehicleEF	MH	0.03	0.00
tblVehicleEF	MH	0.37	0.00
tblVehicleEF	MH	0.01	8.9930e-003
tblVehicleEF	MH	7.0600e-004	0.00
tblVehicleEF	MH	1.75	0.00
tblVehicleEF	MH	0.11	0.00
tblVehicleEF	MH	0.53	0.00
tblVehicleEF	MH	0.15	0.09
tblVehicleEF	MH	0.03	0.00
tblVehicleEF	MH	0.40	0.00
tblVehicleEF	MHD	0.02	0.04
tblVehicleEF	MHD	3.5160e-003	3.4880e-003
tblVehicleEF	MHD	0.05	8.5120e-003
tblVehicleEF	MHD	0.32	3.72
tblVehicleEF	MHD	0.27	0.35
tblVehicleEF	MHD	5.32	0.97

tblVehicleEF	MHD	156.91	763.26
tblVehicleEF	MHD	1,101.52	999.60
tblVehicleEF	MHD	52.43	8.24
tblVehicleEF	MHD	0.60	5.60
tblVehicleEF	MHD	0.99	1.54
tblVehicleEF	MHD	3.8600e-004	0.01
tblVehicleEF	MHD	5.0030e-003	0.03
tblVehicleEF	MHD	7.6400e-004	1.0000e-004
tblVehicleEF	MHD	3.6900e-004	0.01
tblVehicleEF	MHD	4.7830e-003	0.03
tblVehicleEF	MHD	7.0300e-004	9.2000e-005
tblVehicleEF	MHD	1.2800e-003	6.5510e-003
tblVehicleEF	MHD	0.04	0.02
tblVehicleEF	MHD	0.02	0.20
tblVehicleEF	MHD	6.5100e-004	3.3140e-003
tblVehicleEF	MHD	0.04	0.05
tblVehicleEF	MHD	0.02	0.11
tblVehicleEF	MHD	0.32	0.04
tblVehicleEF	MHD	1.5080e-003	7.2390e-003
tblVehicleEF	MHD	0.01	9.5250e-003
tblVehicleEF	MHD	6.1700e-004	8.2000e-005
tblVehicleEF	MHD	1.2800e-003	6.5510e-003
tblVehicleEF	MHD	0.04	0.02
tblVehicleEF	MHD	0.03	0.26
tblVehicleEF	MHD	6.5100e-004	3.3140e-003
tblVehicleEF	MHD	0.04	0.06
tblVehicleEF	MHD	0.02	0.11

tblVehicleEF	MHD	0.35	0.05
tblVehicleEF	MHD	0.02	0.03
tblVehicleEF	MHD	3.5800e-003	3.5290e-003
tblVehicleEF	MHD	0.05	8.1180e-003
tblVehicleEF	MHD	0.24	3.14
tblVehicleEF	MHD	0.28	0.36
tblVehicleEF	MHD	4.97	0.91
tblVehicleEF	MHD	166.20	771.16
tblVehicleEF	MHD	1,101.52	999.60
tblVehicleEF	MHD	52.43	8.13
tblVehicleEF	MHD	0.62	5.60
tblVehicleEF	MHD	0.92	1.44
tblVehicleEF	MHD	3.2500e-004	0.01
tblVehicleEF	MHD	5.0030e-003	0.03
tblVehicleEF	MHD	7.6400e-004	1.0000e-004
tblVehicleEF	MHD	3.1100e-004	0.01
tblVehicleEF	MHD	4.7830e-003	0.03
tblVehicleEF	MHD	7.0300e-004	9.2000e-005
tblVehicleEF	MHD	2.5300e-003	0.01
tblVehicleEF	MHD	0.05	0.02
tblVehicleEF	MHD	0.02	0.19
tblVehicleEF	MHD	1.5010e-003	7.6700e-003
tblVehicleEF	MHD	0.04	0.05
tblVehicleEF	MHD	0.02	0.11
tblVehicleEF	MHD	0.30	0.04
tblVehicleEF	MHD	1.5950e-003	7.3150e-003
tblVehicleEF	MHD	0.01	9.5250e-003

tblVehicleEF	MHD	6.1100e-004	8.1000e-005
tblVehicleEF	MHD	2.5300e-003	0.01
tblVehicleEF	MHD	0.05	0.02
tblVehicleEF	MHD	0.03	0.25
tblVehicleEF	MHD	1.5010e-003	7.6700e-003
tblVehicleEF	MHD	0.04	0.06
tblVehicleEF	MHD	0.02	0.11
tblVehicleEF	MHD	0.33	0.05
tblVehicleEF	MHD	0.02	0.04
tblVehicleEF	MHD	3.5220e-003	3.4910e-003
tblVehicleEF	MHD	0.05	8.4150e-003
tblVehicleEF	MHD	0.45	4.54
tblVehicleEF	MHD	0.27	0.35
tblVehicleEF	MHD	5.23	0.96
tblVehicleEF	MHD	144.06	752.30
tblVehicleEF	MHD	1,101.52	999.60
tblVehicleEF	MHD	52.43	8.22
tblVehicleEF	MHD	0.57	5.60
tblVehicleEF	MHD	0.97	1.51
tblVehicleEF	MHD	4.7000e-004	0.02
tblVehicleEF	MHD	5.0030e-003	0.03
tblVehicleEF	MHD	7.6400e-004	1.0000e-004
tblVehicleEF	MHD	4.4900e-004	0.02
tblVehicleEF	MHD	4.7830e-003	0.03
tblVehicleEF	MHD	7.0300e-004	9.2000e-005
tblVehicleEF	MHD	1.3890e-003	7.1340e-003
tblVehicleEF	MHD	0.05	0.02

tblVehicleEF	MHD	0.03	0.21
tblVehicleEF	MHD	6.4000e-004	3.2580e-003
tblVehicleEF	MHD	0.04	0.05
tblVehicleEF	MHD	0.02	0.12
tblVehicleEF	MHD	0.32	0.04
tblVehicleEF	MHD	1.3860e-003	7.1340e-003
tblVehicleEF	MHD	0.01	9.5250e-003
tblVehicleEF	MHD	6.1600e-004	8.1000e-005
tblVehicleEF	MHD	1.3890e-003	7.1340e-003
tblVehicleEF	MHD	0.05	0.02
tblVehicleEF	MHD	0.04	0.28
tblVehicleEF	MHD	6.4000e-004	3.2580e-003
tblVehicleEF	MHD	0.04	0.06
tblVehicleEF	MHD	0.02	0.12
tblVehicleEF	MHD	0.35	0.05
tblVehicleEF	OBUS	0.01	0.15
tblVehicleEF	OBUS	9.9110e-003	8.5440e-003
tblVehicleEF	OBUS	0.03	0.03
tblVehicleEF	OBUS	0.26	8.14
tblVehicleEF	OBUS	0.63	0.98
tblVehicleEF	OBUS	6.27	2.73
tblVehicleEF	OBUS	70.35	1,123.19
tblVehicleEF	OBUS	1,121.50	1,475.42
tblVehicleEF	OBUS	70.70	21.88
tblVehicleEF	OBUS	0.28	4.83
tblVehicleEF	OBUS	0.97	1.13
tblVehicleEF	OBUS	6.4000e-005	8.4380e-003

tblVehicleEF	OBUS	4.6440e-003	0.01
tblVehicleEF	OBUS	9.2900e-004	2.3000e-004
tblVehicleEF	OBUS	6.1000e-005	8.0730e-003
tblVehicleEF	OBUS	4.4220e-003	0.01
tblVehicleEF	OBUS	8.5400e-004	2.1200e-004
tblVehicleEF	OBUS	2.1800e-003	0.05
tblVehicleEF	OBUS	0.02	0.03
tblVehicleEF	OBUS	0.04	0.82
tblVehicleEF	OBUS	9.3100e-004	0.02
tblVehicleEF	OBUS	0.04	0.06
tblVehicleEF	OBUS	0.05	0.31
tblVehicleEF	OBUS	0.38	0.13
tblVehicleEF	OBUS	6.8400e-004	0.01
tblVehicleEF	OBUS	0.01	0.01
tblVehicleEF	OBUS	8.1700e-004	2.1700e-004
tblVehicleEF	OBUS	2.1800e-003	0.05
tblVehicleEF	OBUS	0.02	0.03
tblVehicleEF	OBUS	0.05	1.10
tblVehicleEF	OBUS	9.3100e-004	0.02
tblVehicleEF	OBUS	0.06	0.07
tblVehicleEF	OBUS	0.05	0.31
tblVehicleEF	OBUS	0.42	0.14
tblVehicleEF	OBUS	0.01	0.16
tblVehicleEF	OBUS	0.01	8.7760e-003
tblVehicleEF	OBUS	0.03	0.02
tblVehicleEF	OBUS	0.26	8.00
tblVehicleEF	OBUS	0.65	1.01

tblVehicleEF	OBUS	5.74	2.51
tblVehicleEF	OBUS	73.50	1,120.89
tblVehicleEF	OBUS	1,121.50	1,475.46
tblVehicleEF	OBUS	70.70	21.50
tblVehicleEF	OBUS	0.29	4.72
tblVehicleEF	OBUS	0.90	1.04
tblVehicleEF	OBUS	5.4000e-005	7.1700e-003
tblVehicleEF	OBUS	4.6440e-003	0.01
tblVehicleEF	OBUS	9.2900e-004	2.3000e-004
tblVehicleEF	OBUS	5.1000e-005	6.8600e-003
tblVehicleEF	OBUS	4.4220e-003	0.01
tblVehicleEF	OBUS	8.5400e-004	2.1200e-004
tblVehicleEF	OBUS	4.2350e-003	0.09
tblVehicleEF	OBUS	0.02	0.03
tblVehicleEF	OBUS	0.03	0.83
tblVehicleEF	OBUS	2.1330e-003	0.04
tblVehicleEF	OBUS	0.05	0.06
tblVehicleEF	OBUS	0.05	0.31
tblVehicleEF	OBUS	0.36	0.12
tblVehicleEF	OBUS	7.1400e-004	0.01
tblVehicleEF	OBUS	0.01	0.01
tblVehicleEF	OBUS	8.0800e-004	2.1300e-004
tblVehicleEF	OBUS	4.2350e-003	0.09
tblVehicleEF	OBUS	0.02	0.03
tblVehicleEF	OBUS	0.05	1.11
tblVehicleEF	OBUS	2.1330e-003	0.04
tblVehicleEF	OBUS	0.06	0.08

tblVehicleEF	OBUS	0.05	0.31
tblVehicleEF	OBUS	0.40	0.14
tblVehicleEF	OBUS	0.01	0.15
tblVehicleEF	OBUS	9.9380e-003	8.5700e-003
tblVehicleEF	OBUS	0.03	0.03
tblVehicleEF	OBUS	0.28	8.35
tblVehicleEF	OBUS	0.63	0.99
tblVehicleEF	OBUS	6.22	2.71
tblVehicleEF	OBUS	66.00	1,126.37
tblVehicleEF	OBUS	1,121.50	1,475.42
tblVehicleEF	OBUS	70.70	21.85
tblVehicleEF	OBUS	0.27	4.99
tblVehicleEF	OBUS	0.96	1.11
tblVehicleEF	OBUS	7.7000e-005	0.01
tblVehicleEF	OBUS	4.6440e-003	0.01
tblVehicleEF	OBUS	9.2900e-004	2.3000e-004
tblVehicleEF	OBUS	7.4000e-005	9.7470e-003
tblVehicleEF	OBUS	4.4220e-003	0.01
tblVehicleEF	OBUS	8.5400e-004	2.1200e-004
tblVehicleEF	OBUS	2.3200e-003	0.05
tblVehicleEF	OBUS	0.02	0.03
tblVehicleEF	OBUS	0.04	0.81
tblVehicleEF	OBUS	9.4100e-004	0.02
tblVehicleEF	OBUS	0.04	0.06
tblVehicleEF	OBUS	0.05	0.33
tblVehicleEF	OBUS	0.38	0.13
tblVehicleEF	OBUS	6.4200e-004	0.01

tblVehicleEF	OBUS	0.01	0.01
tblVehicleEF	OBUS	8.1600e-004	2.1600e-004
tblVehicleEF	OBUS	2.3200e-003	0.05
tblVehicleEF	OBUS	0.02	0.03
tblVehicleEF	OBUS	0.05	1.09
tblVehicleEF	OBUS	9.4100e-004	0.02
tblVehicleEF	OBUS	0.06	0.08
tblVehicleEF	OBUS	0.05	0.33
tblVehicleEF	OBUS	0.42	0.14
tblVehicleEF	SBUS	0.84	0.42
tblVehicleEF	SBUS	0.01	6.8550e-003
tblVehicleEF	SBUS	0.07	4.0770e-003
tblVehicleEF	SBUS	5.71	19.45
tblVehicleEF	SBUS	0.65	0.58
tblVehicleEF	SBUS	5.33	0.55
tblVehicleEF	SBUS	1,258.13	3,450.42
tblVehicleEF	SBUS	1,136.31	1,128.72
tblVehicleEF	SBUS	37.11	3.21
tblVehicleEF	SBUS	11.70	34.41
tblVehicleEF	SBUS	4.77	5.07
tblVehicleEF	SBUS	0.01	0.04
tblVehicleEF	SBUS	0.01	0.01
tblVehicleEF	SBUS	0.03	0.03
tblVehicleEF	SBUS	5.1700e-004	3.0000e-005
tblVehicleEF	SBUS	0.01	0.04
tblVehicleEF	SBUS	2.7560e-003	2.7660e-003
tblVehicleEF	SBUS	0.03	0.03

tblVehicleEF	SBUS	4.7500e-004	2.8000e-005
tblVehicleEF	SBUS	2.9260e-003	7.5770e-003
tblVehicleEF	SBUS	0.02	5.5390e-003
tblVehicleEF	SBUS	0.68	2.03
tblVehicleEF	SBUS	1.3050e-003	3.5730e-003
tblVehicleEF	SBUS	0.11	0.10
tblVehicleEF	SBUS	9.3510e-003	0.04
tblVehicleEF	SBUS	0.27	0.02
tblVehicleEF	SBUS	0.01	0.03
tblVehicleEF	SBUS	0.01	0.01
tblVehicleEF	SBUS	4.6300e-004	3.2000e-005
tblVehicleEF	SBUS	2.9260e-003	7.5770e-003
tblVehicleEF	SBUS	0.02	5.5390e-003
tblVehicleEF	SBUS	0.97	2.89
tblVehicleEF	SBUS	1.3050e-003	3.5730e-003
tblVehicleEF	SBUS	0.13	0.11
tblVehicleEF	SBUS	9.3510e-003	0.04
tblVehicleEF	SBUS	0.30	0.03
tblVehicleEF	SBUS	0.84	0.43
tblVehicleEF	SBUS	0.01	6.9390e-003
tblVehicleEF	SBUS	0.06	3.3780e-003
tblVehicleEF	SBUS	5.56	19.07
tblVehicleEF	SBUS	0.66	0.59
tblVehicleEF	SBUS	3.65	0.39
tblVehicleEF	SBUS	1,322.00	3,531.60
tblVehicleEF	SBUS	1,136.31	1,128.74
tblVehicleEF	SBUS	37.11	2.94

tblVehicleEF	SBUS	12.08	35.11
tblVehicleEF	SBUS	4.47	4.75
tblVehicleEF	SBUS	0.01	0.03
tblVehicleEF	SBUS	0.01	0.01
tblVehicleEF	SBUS	0.03	0.03
tblVehicleEF	SBUS	5.1700e-004	3.0000e-005
tblVehicleEF	SBUS	9.6490e-003	0.03
tblVehicleEF	SBUS	2.7560e-003	2.7660e-003
tblVehicleEF	SBUS	0.03	0.03
tblVehicleEF	SBUS	4.7500e-004	2.8000e-005
tblVehicleEF	SBUS	5.6170e-003	0.01
tblVehicleEF	SBUS	0.02	5.8520e-003
tblVehicleEF	SBUS	0.67	2.03
tblVehicleEF	SBUS	2.8800e-003	6.9140e-003
tblVehicleEF	SBUS	0.11	0.10
tblVehicleEF	SBUS	8.5310e-003	0.03
tblVehicleEF	SBUS	0.22	0.02
tblVehicleEF	SBUS	0.01	0.03
tblVehicleEF	SBUS	0.01	0.01
tblVehicleEF	SBUS	4.3500e-004	2.9000e-005
tblVehicleEF	SBUS	5.6170e-003	0.01
tblVehicleEF	SBUS	0.02	5.8520e-003
tblVehicleEF	SBUS	0.97	2.89
tblVehicleEF	SBUS	2.8800e-003	6.9140e-003
tblVehicleEF	SBUS	0.13	0.12
tblVehicleEF	SBUS	8.5310e-003	0.03
tblVehicleEF	SBUS	0.24	0.02

tblVehicleEF	SBUS	0.84	0.42
tblVehicleEF	SBUS	0.01	6.8510e-003
tblVehicleEF	SBUS	0.07	4.1760e-003
tblVehicleEF	SBUS	5.91	19.98
tblVehicleEF	SBUS	0.65	0.58
tblVehicleEF	SBUS	5.37	0.57
tblVehicleEF	SBUS	1,169.92	3,338.32
tblVehicleEF	SBUS	1,136.31	1,128.72
tblVehicleEF	SBUS	37.11	3.24
tblVehicleEF	SBUS	11.19	33.44
tblVehicleEF	SBUS	4.69	4.99
tblVehicleEF	SBUS	0.01	0.05
tblVehicleEF	SBUS	0.01	0.01
tblVehicleEF	SBUS	0.03	0.03
tblVehicleEF	SBUS	5.1700e-004	3.0000e-005
tblVehicleEF	SBUS	0.01	0.05
tblVehicleEF	SBUS	2.7560e-003	2.7660e-003
tblVehicleEF	SBUS	0.03	0.03
tblVehicleEF	SBUS	4.7500e-004	2.8000e-005
tblVehicleEF	SBUS	2.9580e-003	7.4530e-003
tblVehicleEF	SBUS	0.02	5.8800e-003
tblVehicleEF	SBUS	0.68	2.04
tblVehicleEF	SBUS	1.2820e-003	3.6250e-003
tblVehicleEF	SBUS	0.11	0.10
tblVehicleEF	SBUS	0.01	0.05
tblVehicleEF	SBUS	0.28	0.02
tblVehicleEF	SBUS	0.01	0.03

tblVehicleEF	SBUS	0.01	0.01
tblVehicleEF	SBUS	4.6400e-004	3.2000e-005
tblVehicleEF	SBUS	2.9580e-003	7.4530e-003
tblVehicleEF	SBUS	0.02	5.8800e-003
tblVehicleEF	SBUS	0.98	2.89
tblVehicleEF	SBUS	1.2820e-003	3.6250e-003
tblVehicleEF	SBUS	0.13	0.11
tblVehicleEF	SBUS	0.01	0.05
tblVehicleEF	SBUS	0.31	0.03
tblVehicleEF	UBUS	1.83	1.9690e-003
tblVehicleEF	UBUS	0.08	0.02
tblVehicleEF	UBUS	9.26	0.05
tblVehicleEF	UBUS	14.34	1.43
tblVehicleEF	UBUS	1,846.39	392.71
tblVehicleEF	UBUS	136.37	16.90
tblVehicleEF	UBUS	5.87	0.05
tblVehicleEF	UBUS	0.52	0.03
tblVehicleEF	UBUS	0.01	2.9850e-003
tblVehicleEF	UBUS	0.07	4.6500e-004
tblVehicleEF	UBUS	1.4030e-003	1.8900e-004
tblVehicleEF	UBUS	0.22	0.01
tblVehicleEF	UBUS	3.0000e-003	7.4600e-004
tblVehicleEF	UBUS	0.06	4.2900e-004
tblVehicleEF	UBUS	1.2900e-003	1.7400e-004
tblVehicleEF	UBUS	8.0860e-003	1.5320e-003
tblVehicleEF	UBUS	0.11	8.4710e-003
tblVehicleEF	UBUS	3.9450e-003	2.6090e-003

tblVehicleEF	UBUS	0.61	3.0050e-003
tblVehicleEF	UBUS	0.02	0.04
tblVehicleEF	UBUS	1.15	0.06
tblVehicleEF	UBUS	0.01	3.8820e-003
tblVehicleEF	UBUS	1.6240e-003	1.6700e-004
tblVehicleEF	UBUS	8.0860e-003	1.5320e-003
tblVehicleEF	UBUS	0.11	8.4710e-003
tblVehicleEF	UBUS	3.9450e-003	2.6090e-003
tblVehicleEF	UBUS	2.50	5.3540e-003
tblVehicleEF	UBUS	0.02	3.98
tblVehicleEF	UBUS	1.25	0.07
tblVehicleEF	UBUS	1.83	2.0010e-003
tblVehicleEF	UBUS	0.08	0.01
tblVehicleEF	UBUS	9.36	0.05
tblVehicleEF	UBUS	11.74	1.17
tblVehicleEF	UBUS	1,846.39	392.72
tblVehicleEF	UBUS	136.37	16.47
tblVehicleEF	UBUS	5.45	0.05
tblVehicleEF	UBUS	0.52	0.03
tblVehicleEF	UBUS	0.01	2.9850e-003
tblVehicleEF	UBUS	0.07	4.6500e-004
tblVehicleEF	UBUS	1.4030e-003	1.8900e-004
tblVehicleEF	UBUS	0.22	0.01
tblVehicleEF	UBUS	3.0000e-003	7.4600e-004
tblVehicleEF	UBUS	0.06	4.2900e-004
tblVehicleEF	UBUS	1.2900e-003	1.7400e-004
tblVehicleEF	UBUS	0.02	2.9020e-003

tblVehicleEF	UBUS	0.14	0.01
tblVehicleEF	UBUS	9.3320e-003	5.9090e-003
tblVehicleEF	UBUS	0.62	3.0930e-003
tblVehicleEF	UBUS	0.02	0.04
tblVehicleEF	UBUS	1.02	0.06
tblVehicleEF	UBUS	0.01	3.8820e-003
tblVehicleEF	UBUS	1.5790e-003	1.6300e-004
tblVehicleEF	UBUS	0.02	2.9020e-003
tblVehicleEF	UBUS	0.14	0.01
tblVehicleEF	UBUS	9.3320e-003	5.9090e-003
tblVehicleEF	UBUS	2.52	5.4830e-003
tblVehicleEF	UBUS	0.02	3.98
tblVehicleEF	UBUS	1.12	0.06
tblVehicleEF	UBUS	1.83	1.9730e-003
tblVehicleEF	UBUS	0.08	0.02
tblVehicleEF	UBUS	9.27	0.05
tblVehicleEF	UBUS	13.86	1.39
tblVehicleEF	UBUS	1,846.39	392.71
tblVehicleEF	UBUS	136.37	16.85
tblVehicleEF	UBUS	5.76	0.05
tblVehicleEF	UBUS	0.52	0.03
tblVehicleEF	UBUS	0.01	2.9850e-003
tblVehicleEF	UBUS	0.07	4.6500e-004
tblVehicleEF	UBUS	1.4030e-003	1.8900e-004
tblVehicleEF	UBUS	0.22	0.01
tblVehicleEF	UBUS	3.0000e-003	7.4600e-004
tblVehicleEF	UBUS	0.06	4.2900e-004

tblVehicleEF	UBUS	1.2900e-003	1.7400e-004
tblVehicleEF	UBUS	9.2250e-003	1.6220e-003
tblVehicleEF	UBUS	0.14	9.7130e-003
tblVehicleEF	UBUS	4.1190e-003	2.5930e-003
tblVehicleEF	UBUS	0.61	3.0140e-003
tblVehicleEF	UBUS	0.03	0.04
tblVehicleEF	UBUS	1.13	0.06
tblVehicleEF	UBUS	0.01	3.8820e-003
tblVehicleEF	UBUS	1.6160e-003	1.6700e-004
tblVehicleEF	UBUS	9.2250e-003	1.6220e-003
tblVehicleEF	UBUS	0.14	9.7130e-003
tblVehicleEF	UBUS	4.1190e-003	2.5930e-003
tblVehicleEF	UBUS	2.50	5.3680e-003
tblVehicleEF	UBUS	0.03	3.99
tblVehicleEF	UBUS	1.24	0.07
tblVehicleTrips	CC_TL	8.40	0.00
tblVehicleTrips	CC_TL	8.40	0.00
tblVehicleTrips	CC_TL	8.40	0.00
tblVehicleTrips	CC_TL	8.40	0.00
tblVehicleTrips	CNW_TL	6.90	0.00
tblVehicleTrips	CNW_TL	6.90	0.00
tblVehicleTrips	CNW_TL	6.90	0.00
tblVehicleTrips	CNW_TL	6.90	0.00
tblVehicleTrips	CNW_TTP	41.00	0.00
tblVehicleTrips	CNW_TTP	41.00	0.00
tblVehicleTrips	CW_TL	16.60	0.00
tblVehicleTrips	CW_TL	16.60	0.00

tblVehicleTrips	CW_TL	16.60	0.00
tblVehicleTrips	CW_TL	16.60	0.00
tblVehicleTrips	CW_TTP	59.00	0.00
tblVehicleTrips	CW_TTP	59.00	0.00
tblVehicleTrips	DV_TP	5.00	0.00
tblVehicleTrips	DV_TP	5.00	0.00
tblVehicleTrips	PB_TP	3.00	0.00
tblVehicleTrips	PB_TP	3.00	0.00
tblVehicleTrips	PR_TP	92.00	0.00
tblVehicleTrips	PR_TP	92.00	0.00
tblVehicleTrips	ST_TR	1.68	0.00
tblVehicleTrips	ST_TR	1.68	0.00
tblVehicleTrips	SU_TR	1.68	0.00
tblVehicleTrips	SU_TR	1.68	0.00
tblVehicleTrips	WD_TR	1.68	0.00
tblVehicleTrips	WD_TR	1.68	0.00
tblWater	IndoorWaterUseRate	13,969,812.50	0.00
tblWater	IndoorWaterUseRate	55,881,562.50	0.00

2.0 Emissions Summary

2.1 Overall Construction (Maximum Daily Emission)

Unmitigated Construction

	ROG	NOx	CO	SO2	Fugitive PM10	Exhaust PM10	PM10 Total	Fugitive PM2.5	Exhaust PM2.5	PM2.5 Total	Bio- CO2	NBio- CO2	Total CO2	CH4	N2O	CO2e
Year	lb/day										lb/day					
2021	4.9003	52.2242	38.8911	0.0833	9.5166	2.3067	11.8233	3.7368	2.1222	5.8589	0.0000	8,265.7180	8,265.7180	2.2727	0.0000	8,296.4234
2022	20.0466	43.3818	51.9478	0.1146	3.7077	1.8382	5.5459	0.9957	1.7172	2.7128	0.0000	11,300.2939	11,300.2939	1.9652	0.0000	11,349.4229
Maximum	**20.0466**	**52.2242**	**51.9478**	**0.1146**	**9.5166**	**2.3067**	**11.8233**	**3.7368**	**2.1222**	**5.8589**	**0.0000**	**11,300.2939**	**11,300.2939**	**2.2727**	**0.0000**	**11,349.4229**

Mitigated Construction

	ROG	NOx	CO	SO2	Fugitive PM10	Exhaust PM10	PM10 Total	Fugitive PM2.5	Exhaust PM2.5	PM2.5 Total	Bio- CO2	NBio- CO2	Total CO2	CH4	N2O	CO2e
Year	lb/day										lb/day					
2021	4.9003	52.2242	38.8911	0.0833	3.9024	2.3067	6.2091	1.5080	2.1222	3.6301	0.0000	8,265.7180	8,265.7180	2.2727	0.0000	8,296.4234
2022	20.0466	43.3818	51.9478	0.1146	3.7077	1.8382	5.5459	0.9957	1.7172	2.7128	0.0000	11,300.2939	11,300.2939	1.9652	0.0000	11,349.4228
Maximum	**20.0466**	**52.2242**	**51.9478**	**0.1146**	**3.9024**	**2.3067**	**6.2091**	**1.5080**	**2.1222**	**3.6301**	**0.0000**	**11,300.2939**	**11,300.2939**	**2.2727**	**0.0000**	**11,349.4228**

	ROG	**NOx**	**CO**	**SO2**	**Fugitive PM10**	**Exhaust PM10**	**PM10 Total**	**Fugitive PM2.5**	**Exhaust PM2.5**	**PM2.5 Total**	**Bio- CO2**	**NBio-CO2**	**Total CO2**	**CH4**	**N20**	**CO2e**
Percent Reduction	**0.00**	**0.00**	**0.00**	**0.00**	**42.45**	**0.00**	**32.32**	**47.10**	**0.00**	**26.00**	**0.00**	**0.00**	**0.00**	**0.00**	**0.00**	**0.00**

2.2 Overall Operational

Unmitigated Operational

	ROG	NOx	CO	SO2	Fugitive PM10	Exhaust PM10	PM10 Total	Fugitive PM2.5	Exhaust PM2.5	PM2.5 Total	Bio- CO2	NBio- CO2	Total CO2	CH4	N2O	CO2e
Category	lb/day										lb/day					
Area	6.8454	4.8000e-004	0.0521	0.0000		1.9000e-004	1.9000e-004		1.9000e-004	1.9000e-004		0.1114	0.1114	2.9000e-004		0.1187
Energy	0.0000	0.0000	0.0000	0.0000		0.0000	0.0000		0.0000	0.0000		0.0000	0.0000	0.0000	0.0000	0.0000
Mobile	0.0000	0.0000	0.0000	0.0000	0.0000	0.0000	0.0000	0.0000	0.0000	0.0000		0.0000	0.0000	0.0000		0.0000
Total	**6.8454**	**4.8000e-004**	**0.0521**	**0.0000**	**0.0000**	**1.9000e-004**	**1.9000e-004**	**0.0000**	**1.9000e-004**	**1.9000e-004**		**0.1114**	**0.1114**	**2.9000e-004**	**0.0000**	**0.1187**

Mitigated Operational

	ROG	NOx	CO	SO2	Fugitive PM10	Exhaust PM10	PM10 Total	Fugitive PM2.5	Exhaust PM2.5	PM2.5 Total	Bio- CO2	NBio- CO2	Total CO2	CH4	N2O	CO2e
Category	lb/day										lb/day					
Area	6.8454	4.8000e-004	0.0521	0.0000		1.9000e-004	1.9000e-004		1.9000e-004	1.9000e-004		0.1114	0.1114	2.9000e-004		0.1187
Energy	0.0000	0.0000	0.0000	0.0000		0.0000	0.0000		0.0000	0.0000		0.0000	0.0000	0.0000	0.0000	0.0000
Mobile	0.0000	0.0000	0.0000	0.0000	0.0000	0.0000	0.0000	0.0000	0.0000	0.0000		0.0000	0.0000	0.0000		0.0000
Total	**6.8454**	**4.8000e-004**	**0.0521**	**0.0000**	**0.0000**	**1.9000e-004**	**1.9000e-004**	**0.0000**	**1.9000e-004**	**1.9000e-004**		**0.1114**	**0.1114**	**2.9000e-004**	**0.0000**	**0.1187**

	ROG	NOx	CO	SO2	Fugitive PM10	Exhaust PM10	PM10 Total	Fugitive PM2.5	Exhaust PM2.5	PM2.5 Total	Bio- CO2	NBio-CO2	Total CO2	CH4	N20	CO2e
Percent Reduction	**0.00**	**0.00**	**0.00**	**0.00**	**0.00**	**0.00**	**0.00**	**0.00**	**0.00**	**0.00**	**0.00**	**0.00**	**0.00**	**0.00**	**0.00**	**0.00**

3.0 Construction Detail

Construction Phase

Phase Number	Phase Name	Phase Type	Start Date	End Date	Num Days Week	Num Days	Phase Description
1	Demolition	Demolition	5/1/2021	5/28/2021	5	20	
2	Off-Site Improvements	Trenching	5/1/2021	3/31/2022	5	239	
3	Grading	Grading	5/29/2021	6/16/2021	5	13	
4	Building Construction	Building Construction	6/17/2021	3/1/2022	5	184	
5	Paving	Paving	2/1/2022	2/28/2022	5	20	
6	Architectural Coating	Architectural Coating	2/1/2022	2/28/2022	5	20	

Acres of Grading (Site Preparation Phase): 0

Acres of Grading (Grading Phase): 39

Acres of Paving: 4.94

Residential Indoor: 0; Residential Outdoor: 0; Non-Residential Indoor: 453,090; Non-Residential Outdoor: 151,030; Striped Parking Area: 12,917 (Architectural Coating – sqft)

OffRoad Equipment

Phase Name	Offroad Equipment Type	Amount	Usage Hours	Horse Power	Load Factor
Demolition	Concrete/Industrial Saws	1	8.00	81	0.73
Demolition	Excavators	3	8.00	158	0.38
Demolition	Rubber Tired Dozers	2	8.00	247	0.40
Off-Site Improvements	Paving Equipment	1	8.00	132	0.36
Off-Site Improvements	Tractors/Loaders/Backhoes	2	8.00	97	0.37
Grading	Excavators	2	8.00	158	0.38
Grading	Graders	1	8.00	187	0.41
Grading	Rubber Tired Dozers	1	8.00	247	0.40
Grading	Scrapers	2	8.00	367	0.48
Grading	Tractors/Loaders/Backhoes	2	8.00	97	0.37
Building Construction	Cranes	1	8.00	231	0.29
Building Construction	Forklifts	3	8.00	89	0.20
Building Construction	Generator Sets	1	8.00	84	0.74
Building Construction	Tractors/Loaders/Backhoes	3	8.00	97	0.37
Building Construction	Welders	1	8.00	46	0.45
Paving	Pavers	2	8.00	130	0.42
Paving	Paving Equipment	2	8.00	132	0.36
Paving	Rollers	2	8.00	80	0.38
Architectural Coating	Air Compressors	1	8.00	78	0.48

Trips and VMT

Phase Name	Offroad Equipment Count	Worker Trip Number	Vendor Trip Number	Hauling Trip Number	Worker Trip Length	Vendor Trip Length	Hauling Trip Length	Worker Vehicle Class	Vendor Vehicle Class	Hauling Vehicle Class
Demolition	6	15.00	0.00	31.00	14.70	6.90	20.00	LD_Mix	HDT_Mix	HHDT
Off-Site Improvements	3	8.00	0.00	0.00	14.70	6.90	20.00	LD_Mix	HDT_Mix	HHDT
Grading	8	20.00	0.00	0.00	14.70	6.90	20.00	LD_Mix	HDT_Mix	HHDT
Building Construction	9	217.00	85.00	0.00	14.70	6.90	20.00	LD_Mix	HDT_Mix	HHDT
Paving	6	15.00	0.00	0.00	14.70	6.90	20.00	LD_Mix	HDT_Mix	HHDT
Architectural Coating	1	43.00	0.00	0.00	14.70	6.90	20.00	LD_Mix	HDT_Mix	HHDT

3.1 Mitigation Measures Construction

Water Exposed Area

3.2 Demolition - 2021

Unmitigated Construction On-Site

	ROG	NOx	CO	SO2	Fugitive PM10	Exhaust PM10	PM10 Total	Fugitive PM2.5	Exhaust PM2.5	PM2.5 Total	Bio- CO2	NBio- CO2	Total CO2	CH4	N2O	CO2e
Category	lb/day										lb/day					
Fugitive Dust					0.3308	0.0000	0.3308	0.0501	0.0000	0.0501			0.0000			0.0000
Off-Road	3.1651	31.4407	21.5650	0.0388		1.5513	1.5513		1.4411	1.4411		3,747.9449	3,747.9449	1.0549		3,774.3174
Total	**3.1651**	**31.4407**	**21.5650**	**0.0388**	**0.3308**	**1.5513**	**1.8821**	**0.0501**	**1.4411**	**1.4912**		**3,747.9449**	**3,747.9449**	**1.0549**		**3,774.3174**

3.2 Demolition - 2021

Unmitigated Construction Off-Site

	ROG	NOx	CO	SO2	Fugitive PM10	Exhaust PM10	PM10 Total	Fugitive PM2.5	Exhaust PM2.5	PM2.5 Total	Bio- CO2	NBio- CO2	Total CO2	CH4	N2O	CO2e
Category	lb/day										lb/day					
Hauling	9.6300e-003	0.3549	0.0625	1.1700e-003	0.0271	1.0100e-003	0.0281	7.4400e-003	9.7000e-004	8.4100e-003		124.5524	124.5524	7.4500e-003		124.7385
Vendor	0.0000	0.0000	0.0000	0.0000	0.0000	0.0000	0.0000	0.0000	0.0000	0.0000		0.0000	0.0000	0.0000		0.0000
Worker	0.0764	0.0496	0.5093	1.4800e-003	0.1677	1.0700e-003	0.1687	0.0445	9.9000e-004	0.0455		147.2247	147.2247	4.1000e-003		147.3271
Total	**0.0860**	**0.4044**	**0.5719**	**2.6500e-003**	**0.1948**	**2.0800e-003**	**0.1969**	**0.0519**	**1.9600e-003**	**0.0539**		**271.7770**	**271.7770**	**0.0116**		**272.0656**

Mitigated Construction On-Site

	ROG	NOx	CO	SO2	Fugitive PM10	Exhaust PM10	PM10 Total	Fugitive PM2.5	Exhaust PM2.5	PM2.5 Total	Bio- CO2	NBio- CO2	Total CO2	CH4	N2O	CO2e
Category	lb/day										lb/day					
Fugitive Dust					0.1290	0.0000	0.1290	0.0195	0.0000	0.0195			0.0000			0.0000
Off-Road	3.1651	31.4407	21.5650	0.0388		1.5513	1.5513		1.4411	1.4411	0.0000	3,747.9449	3,747.9449	1.0549		3,774.3174
Total	**3.1651**	**31.4407**	**21.5650**	**0.0388**	**0.1290**	**1.5513**	**1.6804**	**0.0195**	**1.4411**	**1.4606**	**0.0000**	**3,747.9449**	**3,747.9449**	**1.0549**		**3,774.3174**

3.2 Demolition - 2021

Mitigated Construction Off-Site

	ROG	NOx	CO	SO2	Fugitive PM10	Exhaust PM10	PM10 Total	Fugitive PM2.5	Exhaust PM2.5	PM2.5 Total	Bio- CO2	NBio- CO2	Total CO2	CH4	N2O	CO2e
Category	lb/day										lb/day					
Hauling	9.6300e-003	0.3549	0.0625	1.1700e-003	0.0271	1.0100e-003	0.0281	7.4400e-003	9.7000e-004	8.4100e-003		124.5524	124.5524	7.4500e-003		124.7385
Vendor	0.0000	0.0000	0.0000	0.0000	0.0000	0.0000	0.0000	0.0000	0.0000	0.0000		0.0000	0.0000	0.0000		0.0000
Worker	0.0764	0.0496	0.5093	1.4800e-003	0.1677	1.0700e-003	0.1687	0.0445	9.9000e-004	0.0455		147.2247	147.2247	4.1000e-003		147.3271
Total	**0.0860**	**0.4044**	**0.5719**	**2.6500e-003**	**0.1948**	**2.0800e-003**	**0.1969**	**0.0519**	**1.9600e-003**	**0.0539**		**271.7770**	**271.7770**	**0.0116**		**272.0656**

3.3 Off-Site Improvements - 2021

Unmitigated Construction On-Site

	ROG	NOx	CO	SO2	Fugitive PM10	Exhaust PM10	PM10 Total	Fugitive PM2.5	Exhaust PM2.5	PM2.5 Total	Bio- CO2	NBio- CO2	Total CO2	CH4	N2O	CO2e
Category	lb/day										lb/day					
Off-Road	0.5666	5.7319	7.0619	0.0103		0.3194	0.3194		0.2938	0.2938		996.2559	996.2559	0.3222		1,004.3111
Total	**0.5666**	**5.7319**	**7.0619**	**0.0103**		**0.3194**	**0.3194**		**0.2938**	**0.2938**		**996.2559**	**996.2559**	**0.3222**		**1,004.3111**

3.3 Off-Site Improvements - 2021

Unmitigated Construction Off-Site

	ROG	NOx	CO	SO2	Fugitive PM10	Exhaust PM10	PM10 Total	Fugitive PM2.5	Exhaust PM2.5	PM2.5 Total	Bio- CO2	NBio- CO2	Total CO2	CH4	N2O	CO2e
Category	lb/day										lb/day					
Hauling	0.0000	0.0000	0.0000	0.0000	0.0000	0.0000	0.0000	0.0000	0.0000	0.0000		0.0000	0.0000	0.0000		0.0000
Vendor	0.0000	0.0000	0.0000	0.0000	0.0000	0.0000	0.0000	0.0000	0.0000	0.0000		0.0000	0.0000	0.0000		0.0000
Worker	0.0407	0.0264	0.2717	7.9000e-004	0.0894	5.7000e-004	0.0900	0.0237	5.3000e-004	0.0242		78.5198	78.5198	2.1900e-003		78.5745
Total	**0.0407**	**0.0264**	**0.2717**	**7.9000e-004**	**0.0894**	**5.7000e-004**	**0.0900**	**0.0237**	**5.3000e-004**	**0.0242**		**78.5198**	**78.5198**	**2.1900e-003**		**78.5745**

Mitigated Construction On-Site

	ROG	NOx	CO	SO2	Fugitive PM10	Exhaust PM10	PM10 Total	Fugitive PM2.5	Exhaust PM2.5	PM2.5 Total	Bio- CO2	NBio- CO2	Total CO2	CH4	N2O	CO2e
Category	lb/day										lb/day					
Off-Road	0.5666	5.7319	7.0619	0.0103		0.3194	0.3194		0.2938	0.2938	0.0000	996.2559	996.2559	0.3222		1,004.3111
Total	**0.5666**	**5.7319**	**7.0619**	**0.0103**		**0.3194**	**0.3194**		**0.2938**	**0.2938**	**0.0000**	**996.2559**	**996.2559**	**0.3222**		**1,004.3111**

3.3 Off-Site Improvements - 2021

Mitigated Construction Off-Site

	ROG	NOx	CO	SO2	Fugitive PM10	Exhaust PM10	PM10 Total	Fugitive PM2.5	Exhaust PM2.5	PM2.5 Total	Bio- CO2	NBio- CO2	Total CO2	CH4	N2O	CO2e
Category	lb/day										lb/day					
Hauling	0.0000	0.0000	0.0000	0.0000	0.0000	0.0000	0.0000	0.0000	0.0000	0.0000		0.0000	0.0000	0.0000		0.0000
Vendor	0.0000	0.0000	0.0000	0.0000	0.0000	0.0000	0.0000	0.0000	0.0000	0.0000		0.0000	0.0000	0.0000		0.0000
Worker	0.0407	0.0264	0.2717	7.9000e-004	0.0894	5.7000e-004	0.0900	0.0237	5.3000e-004	0.0242		78.5198	78.5198	2.1900e-003		78.5745
Total	**0.0407**	**0.0264**	**0.2717**	**7.9000e-004**	**0.0894**	**5.7000e-004**	**0.0900**	**0.0237**	**5.3000e-004**	**0.0242**		**78.5198**	**78.5198**	**2.1900e-003**		**78.5745**

3.3 Off-Site Improvements - 2022

Unmitigated Construction On-Site

	ROG	NOx	CO	SO2	Fugitive PM10	Exhaust PM10	PM10 Total	Fugitive PM2.5	Exhaust PM2.5	PM2.5 Total	Bio- CO2	NBio- CO2	Total CO2	CH4	N2O	CO2e
Category	lb/day										lb/day					
Off-Road	0.5077	5.0889	7.0219	0.0103		0.2650	0.2650		0.2438	0.2438		996.9463	996.9463	0.3224		1,005.0071
Total	**0.5077**	**5.0889**	**7.0219**	**0.0103**		**0.2650**	**0.2650**		**0.2438**	**0.2438**		**996.9463**	**996.9463**	**0.3224**		**1,005.0071**

3.3 Off-Site Improvements - 2022

Unmitigated Construction Off-Site

	ROG	NOx	CO	SO2	Fugitive PM10	Exhaust PM10	PM10 Total	Fugitive PM2.5	Exhaust PM2.5	PM2.5 Total	Bio- CO2	NBio- CO2	Total CO2	CH4	N2O	CO2e
Category	lb/day										lb/day					
Hauling	0.0000	0.0000	0.0000	0.0000	0.0000	0.0000	0.0000	0.0000	0.0000	0.0000		0.0000	0.0000	0.0000		0.0000
Vendor	0.0000	0.0000	0.0000	0.0000	0.0000	0.0000	0.0000	0.0000	0.0000	0.0000		0.0000	0.0000	0.0000		0.0000
Worker	0.0381	0.0238	0.2491	7.6000e-004	0.0894	5.6000e-004	0.0900	0.0237	5.1000e-004	0.0242		75.6917	75.6917	1.9600e-003		75.7407
Total	**0.0381**	**0.0238**	**0.2491**	**7.6000e-004**	**0.0894**	**5.6000e-004**	**0.0900**	**0.0237**	**5.1000e-004**	**0.0242**		**75.6917**	**75.6917**	**1.9600e-003**		**75.7407**

Mitigated Construction On-Site

	ROG	NOx	CO	SO2	Fugitive PM10	Exhaust PM10	PM10 Total	Fugitive PM2.5	Exhaust PM2.5	PM2.5 Total	Bio- CO2	NBio- CO2	Total CO2	CH4	N2O	CO2e
Category	lb/day										lb/day					
Off-Road	0.5077	5.0889	7.0219	0.0103		0.2650	0.2650		0.2438	0.2438	0.0000	996.9463	996.9463	0.3224		1,005.0071
Total	**0.5077**	**5.0889**	**7.0219**	**0.0103**		**0.2650**	**0.2650**		**0.2438**	**0.2438**	**0.0000**	**996.9463**	**996.9463**	**0.3224**		**1,005.0071**

3.3 Off-Site Improvements - 2022

Mitigated Construction Off-Site

	ROG	NOx	CO	SO2	Fugitive PM10	Exhaust PM10	PM10 Total	Fugitive PM2.5	Exhaust PM2.5	PM2.5 Total	Bio- CO2	NBio- CO2	Total CO2	CH4	N2O	CO2e
Category	lb/day										lb/day					
Hauling	0.0000	0.0000	0.0000	0.0000	0.0000	0.0000	0.0000	0.0000	0.0000	0.0000		0.0000	0.0000	0.0000		0.0000
Vendor	0.0000	0.0000	0.0000	0.0000	0.0000	0.0000	0.0000	0.0000	0.0000	0.0000		0.0000	0.0000	0.0000		0.0000
Worker	0.0381	0.0238	0.2491	7.6000e-004	0.0894	5.6000e-004	0.0900	0.0237	5.1000e-004	0.0242		75.6917	75.6917	1.9600e-003		75.7407
Total	**0.0381**	**0.0238**	**0.2491**	**7.6000e-004**	**0.0894**	**5.6000e-004**	**0.0900**	**0.0237**	**5.1000e-004**	**0.0242**		**75.6917**	**75.6917**	**1.9600e-003**		**75.7407**

3.4 Grading - 2021

Unmitigated Construction On-Site

	ROG	NOx	CO	SO2	Fugitive PM10	Exhaust PM10	PM10 Total	Fugitive PM2.5	Exhaust PM2.5	PM2.5 Total	Bio- CO2	NBio- CO2	Total CO2	CH4	N2O	CO2e
Category	lb/day										lb/day					
Fugitive Dust					9.2036	0.0000	9.2036	3.6538	0.0000	3.6538			0.0000			0.0000
Off-Road	4.1912	46.3998	30.8785	0.0620		1.9853	1.9853		1.8265	1.8265		6,007.0434	6,007.0434	1.9428		6,055.6134
Total	**4.1912**	**46.3998**	**30.8785**	**0.0620**	**9.2036**	**1.9853**	**11.1889**	**3.6538**	**1.8265**	**5.4803**		**6,007.0434**	**6,007.0434**	**1.9428**		**6,055.6134**

3.4 Grading - 2021

Unmitigated Construction Off-Site

	ROG	NOx	CO	SO2	Fugitive PM10	Exhaust PM10	PM10 Total	Fugitive PM2.5	Exhaust PM2.5	PM2.5 Total	Bio- CO2	NBio- CO2	Total CO2	CH4	N2O	CO2e
Category	lb/day										lb/day					
Hauling	0.0000	0.0000	0.0000	0.0000	0.0000	0.0000	0.0000	0.0000	0.0000	0.0000		0.0000	0.0000	0.0000		0.0000
Vendor	0.0000	0.0000	0.0000	0.0000	0.0000	0.0000	0.0000	0.0000	0.0000	0.0000		0.0000	0.0000	0.0000		0.0000
Worker	0.1018	0.0661	0.6791	1.9700e-003	0.2236	1.4300e-003	0.2250	0.0593	1.3200e-003	0.0606		196.2995	196.2995	5.4600e-003		196.4361
Total	**0.1018**	**0.0661**	**0.6791**	**1.9700e-003**	**0.2236**	**1.4300e-003**	**0.2250**	**0.0593**	**1.3200e-003**	**0.0606**		**196.2995**	**196.2995**	**5.4600e-003**		**196.4361**

Mitigated Construction On-Site

	ROG	NOx	CO	SO2	Fugitive PM10	Exhaust PM10	PM10 Total	Fugitive PM2.5	Exhaust PM2.5	PM2.5 Total	Bio- CO2	NBio- CO2	Total CO2	CH4	N2O	CO2e
Category	lb/day										lb/day					
Fugitive Dust					3.5894	0.0000	3.5894	1.4250	0.0000	1.4250			0.0000			0.0000
Off-Road	4.1912	46.3998	30.8785	0.0620		1.9853	1.9853		1.8265	1.8265	0.0000	6,007.0434	6,007.0434	1.9428		6,055.6134
Total	**4.1912**	**46.3998**	**30.8785**	**0.0620**	**3.5894**	**1.9853**	**5.5747**	**1.4250**	**1.8265**	**3.2515**	**0.0000**	**6,007.0434**	**6,007.0434**	**1.9428**		**6,055.6134**

3.4 Grading - 2021

Mitigated Construction Off-Site

	ROG	NOx	CO	SO2	Fugitive PM10	Exhaust PM10	PM10 Total	Fugitive PM2.5	Exhaust PM2.5	PM2.5 Total	Bio- CO2	NBio- CO2	Total CO2	CH4	N2O	CO2e
Category	lb/day										lb/day					
Hauling	0.0000	0.0000	0.0000	0.0000	0.0000	0.0000	0.0000	0.0000	0.0000	0.0000		0.0000	0.0000	0.0000		0.0000
Vendor	0.0000	0.0000	0.0000	0.0000	0.0000	0.0000	0.0000	0.0000	0.0000	0.0000		0.0000	0.0000	0.0000		0.0000
Worker	0.1018	0.0661	0.6791	1.9700e-003	0.2236	1.4300e-003	0.2250	0.0593	1.3200e-003	0.0606		196.2995	196.2995	5.4600e-003		196.4361
Total	**0.1018**	**0.0661**	**0.6791**	**1.9700e-003**	**0.2236**	**1.4300e-003**	**0.2250**	**0.0593**	**1.3200e-003**	**0.0606**		**196.2995**	**196.2995**	**5.4600e-003**		**196.4361**

3.5 Building Construction - 2021

Unmitigated Construction On-Site

	ROG	NOx	CO	SO2	Fugitive PM10	Exhaust PM10	PM10 Total	Fugitive PM2.5	Exhaust PM2.5	PM2.5 Total	Bio- CO2	NBio- CO2	Total CO2	CH4	N2O	CO2e
Category	lb/day										lb/day					
Off-Road	2.0228	18.7492	17.6706	0.0288		1.0251	1.0251		0.9625	0.9625		2,736.0438	2,736.0438	0.6751		2,752.9212
Total	**2.0228**	**18.7492**	**17.6706**	**0.0288**		**1.0251**	**1.0251**		**0.9625**	**0.9625**		**2,736.0438**	**2,736.0438**	**0.6751**		**2,752.9212**

3.5 Building Construction - 2021

Unmitigated Construction Off-Site

	ROG	NOx	CO	SO2	Fugitive PM10	Exhaust PM10	PM10 Total	Fugitive PM2.5	Exhaust PM2.5	PM2.5 Total	Bio- CO2	NBio- CO2	Total CO2	CH4	N2O	CO2e
Category	lb/day										lb/day					
Hauling	0.0000	0.0000	0.0000	0.0000	0.0000	0.0000	0.0000	0.0000	0.0000	0.0000		0.0000	0.0000	0.0000		0.0000
Vendor	0.2333	8.1099	1.8042	0.0220	0.5444	0.0145	0.5589	0.1568	0.0138	0.1706		2,325.0486	2,325.0486	0.1694		2,329.2846
Worker	1.1050	0.7168	7.3684	0.0214	2.4256	0.0155	2.4411	0.6433	0.0143	0.6576		2,129.8500	2,129.8500	0.0593		2,131.3321
Total	**1.3383**	**8.8267**	**9.1726**	**0.0434**	**2.9700**	**0.0300**	**2.9999**	**0.8000**	**0.0281**	**0.8281**		**4,454.8986**	**4,454.8986**	**0.2287**		**4,460.6167**

Mitigated Construction On-Site

	ROG	NOx	CO	SO2	Fugitive PM10	Exhaust PM10	PM10 Total	Fugitive PM2.5	Exhaust PM2.5	PM2.5 Total	Bio- CO2	NBio- CO2	Total CO2	CH4	N2O	CO2e
Category	lb/day										lb/day					
Off-Road	2.0228	18.7492	17.6706	0.0288		1.0251	1.0251		0.9625	0.9625	0.0000	2,736.0438	2,736.0438	0.6751		2,752.9212
Total	**2.0228**	**18.7492**	**17.6706**	**0.0288**		**1.0251**	**1.0251**		**0.9625**	**0.9625**	**0.0000**	**2,736.0438**	**2,736.0438**	**0.6751**		**2,752.9212**

3.5 Building Construction - 2021

Mitigated Construction Off-Site

	ROG	NOx	CO	SO2	Fugitive PM10	Exhaust PM10	PM10 Total	Fugitive PM2.5	Exhaust PM2.5	PM2.5 Total	Bio- CO2	NBio- CO2	Total CO2	CH4	N2O	CO2e
Category	lb/day										lb/day					
Hauling	0.0000	0.0000	0.0000	0.0000	0.0000	0.0000	0.0000	0.0000	0.0000	0.0000		0.0000	0.0000	0.0000		0.0000
Vendor	0.2333	8.1099	1.8042	0.0220	0.5444	0.0145	0.5589	0.1568	0.0138	0.1706		2,325.0486	2,325.0486	0.1694		2,329.2846
Worker	1.1050	0.7168	7.3684	0.0214	2.4256	0.0155	2.4411	0.6433	0.0143	0.6576		2,129.8500	2,129.8500	0.0593		2,131.3321
Total	**1.3383**	**8.8267**	**9.1726**	**0.0434**	**2.9700**	**0.0300**	**2.9999**	**0.8000**	**0.0281**	**0.8281**		**4,454.8986**	**4,454.8986**	**0.2287**		**4,460.6167**

3.5 Building Construction - 2022

Unmitigated Construction On-Site

	ROG	NOx	CO	SO2	Fugitive PM10	Exhaust PM10	PM10 Total	Fugitive PM2.5	Exhaust PM2.5	PM2.5 Total	Bio- CO2	NBio- CO2	Total CO2	CH4	N2O	CO2e
Category	lb/day										lb/day					
Off-Road	1.8146	16.7670	17.4392	0.0288		0.8645	0.8645		0.8122	0.8122		2,737.1520	2,737.1520	0.6711		2,753.9288
Total	**1.8146**	**16.7670**	**17.4392**	**0.0288**		**0.8645**	**0.8645**		**0.8122**	**0.8122**		**2,737.1520**	**2,737.1520**	**0.6711**		**2,753.9288**

3.5 Building Construction - 2022

Unmitigated Construction Off-Site

	ROG	NOx	CO	SO2	Fugitive PM10	Exhaust PM10	PM10 Total	Fugitive PM2.5	Exhaust PM2.5	PM2.5 Total	Bio- CO2	NBio- CO2	Total CO2	CH4	N2O	CO2e
Category	lb/day										lb/day					
Hauling	0.0000	0.0000	0.0000	0.0000	0.0000	0.0000	0.0000	0.0000	0.0000	0.0000		0.0000	0.0000	0.0000		0.0000
Vendor	0.2176	7.6829	1.6750	0.0219	0.5444	0.0122	0.5566	0.1568	0.0116	0.1684		2,305.6781	2,305.6781	0.1638		2,309.7738
Worker	1.0346	0.6442	6.7578	0.0206	2.4256	0.0151	2.4406	0.6433	0.0139	0.6571		2,053.1368	2,053.1368	0.0532		2,054.4670
Total	**1.2522**	**8.3271**	**8.4328**	**0.0425**	**2.9699**	**0.0272**	**2.9972**	**0.8000**	**0.0255**	**0.8255**		**4,358.8149**	**4,358.8149**	**0.2170**		**4,364.2408**

Mitigated Construction On-Site

	ROG	NOx	CO	SO2	Fugitive PM10	Exhaust PM10	PM10 Total	Fugitive PM2.5	Exhaust PM2.5	PM2.5 Total	Bio- CO2	NBio- CO2	Total CO2	CH4	N2O	CO2e
Category	lb/day										lb/day					
Off-Road	1.8146	16.7670	17.4392	0.0288		0.8645	0.8645		0.8122	0.8122	0.0000	2,737.1520	2,737.1520	0.6711		2,753.9288
Total	**1.8146**	**16.7670**	**17.4392**	**0.0288**		**0.8645**	**0.8645**		**0.8122**	**0.8122**	**0.0000**	**2,737.1520**	**2,737.1520**	**0.6711**		**2,753.9288**

3.5 Building Construction - 2022

Mitigated Construction Off-Site

	ROG	NOx	CO	SO2	Fugitive PM10	Exhaust PM10	PM10 Total	Fugitive PM2.5	Exhaust PM2.5	PM2.5 Total	Bio- CO2	NBio- CO2	Total CO2	CH4	N2O	CO2e
Category	lb/day										lb/day					
Hauling	0.0000	0.0000	0.0000	0.0000	0.0000	0.0000	0.0000	0.0000	0.0000	0.0000		0.0000	0.0000	0.0000		0.0000
Vendor	0.2176	7.6829	1.6750	0.0219	0.5444	0.0122	0.5566	0.1568	0.0116	0.1684		2,305.6781	2,305.6781	0.1638		2,309.7738
Worker	1.0346	0.6442	6.7578	0.0206	2.4256	0.0151	2.4406	0.6433	0.0139	0.6571		2,053.1368	2,053.1368	0.0532		2,054.4670
Total	**1.2522**	**8.3271**	**8.4328**	**0.0425**	**2.9699**	**0.0272**	**2.9972**	**0.8000**	**0.0255**	**0.8255**		**4,358.8149**	**4,358.8149**	**0.2170**		**4,364.2408**

3.6 Paving - 2022

Unmitigated Construction On-Site

	ROG	NOx	CO	SO2	Fugitive PM10	Exhaust PM10	PM10 Total	Fugitive PM2.5	Exhaust PM2.5	PM2.5 Total	Bio- CO2	NBio- CO2	Total CO2	CH4	N2O	CO2e
Category	lb/day										lb/day					
Off-Road	1.1028	11.1249	14.5805	0.0228		0.5679	0.5679		0.5225	0.5225		2,207.6603	2,207.6603	0.7140		2,225.5104
Paving	0.4821					0.0000	0.0000		0.0000	0.0000			0.0000			0.0000
Total	**1.5849**	**11.1249**	**14.5805**	**0.0228**		**0.5679**	**0.5679**		**0.5225**	**0.5225**		**2,207.6603**	**2,207.6603**	**0.7140**		**2,225.5104**

3.6 Paving - 2022

Unmitigated Construction Off-Site

	ROG	NOx	CO	SO2	Fugitive PM10	Exhaust PM10	PM10 Total	Fugitive PM2.5	Exhaust PM2.5	PM2.5 Total	Bio- CO2	NBio- CO2	Total CO2	CH4	N2O	CO2e
Category	lb/day										lb/day					
Hauling	0.0000	0.0000	0.0000	0.0000	0.0000	0.0000	0.0000	0.0000	0.0000	0.0000		0.0000	0.0000	0.0000		0.0000
Vendor	0.0000	0.0000	0.0000	0.0000	0.0000	0.0000	0.0000	0.0000	0.0000	0.0000		0.0000	0.0000	0.0000		0.0000
Worker	0.0715	0.0445	0.4671	1.4200e-003	0.1677	1.0400e-003	0.1687	0.0445	9.6000e-004	0.0454		141.9219	141.9219	3.6800e-003		142.0139
Total	**0.0715**	**0.0445**	**0.4671**	**1.4200e-003**	**0.1677**	**1.0400e-003**	**0.1687**	**0.0445**	**9.6000e-004**	**0.0454**		**141.9219**	**141.9219**	**3.6800e-003**		**142.0139**

Mitigated Construction On-Site

	ROG	NOx	CO	SO2	Fugitive PM10	Exhaust PM10	PM10 Total	Fugitive PM2.5	Exhaust PM2.5	PM2.5 Total	Bio- CO2	NBio- CO2	Total CO2	CH4	N2O	CO2e
Category	lb/day										lb/day					
Off-Road	1.1028	11.1249	14.5805	0.0228		0.5679	0.5679		0.5225	0.5225	0.0000	2,207.6603	2,207.6603	0.7140		2,225.5104
Paving	0.4821					0.0000	0.0000		0.0000	0.0000			0.0000			0.0000
Total	**1.5849**	**11.1249**	**14.5805**	**0.0228**		**0.5679**	**0.5679**		**0.5225**	**0.5225**	**0.0000**	**2,207.6603**	**2,207.6603**	**0.7140**		**2,225.5104**

3.6 Paving - 2022

Mitigated Construction Off-Site

	ROG	NOx	CO	SO2	Fugitive PM10	Exhaust PM10	PM10 Total	Fugitive PM2.5	Exhaust PM2.5	PM2.5 Total	Bio- CO2	NBio- CO2	Total CO2	CH4	N2O	CO2e
Category	lb/day										lb/day					
Hauling	0.0000	0.0000	0.0000	0.0000	0.0000	0.0000	0.0000	0.0000	0.0000	0.0000		0.0000	0.0000	0.0000		0.0000
Vendor	0.0000	0.0000	0.0000	0.0000	0.0000	0.0000	0.0000	0.0000	0.0000	0.0000		0.0000	0.0000	0.0000		0.0000
Worker	0.0715	0.0445	0.4671	1.4200e-003	0.1677	1.0400e-003	0.1687	0.0445	9.6000e-004	0.0454		141.9219	141.9219	3.6800e-003		142.0139
Total	**0.0715**	**0.0445**	**0.4671**	**1.4200e-003**	**0.1677**	**1.0400e-003**	**0.1687**	**0.0445**	**9.6000e-004**	**0.0454**		**141.9219**	**141.9219**	**3.6800e-003**		**142.0139**

3.7 Architectural Coating - 2022

Unmitigated Construction On-Site

	ROG	NOx	CO	SO2	Fugitive PM10	Exhaust PM10	PM10 Total	Fugitive PM2.5	Exhaust PM2.5	PM2.5 Total	Bio- CO2	NBio- CO2	Total CO2	CH4	N2O	CO2e
Category	lb/day										lb/day					
Archit. Coating	14.2998					0.0000	0.0000		0.0000	0.0000			0.0000			0.0000
Off-Road	0.2727	1.8780	2.4181	3.9600e-003		0.1090	0.1090		0.1090	0.1090		375.2641	375.2641	0.0244		375.8749
Total	**14.5726**	**1.8780**	**2.4181**	**3.9600e-003**		**0.1090**	**0.1090**		**0.1090**	**0.1090**		**375.2641**	**375.2641**	**0.0244**		**375.8749**

3.7 Architectural Coating - 2022

Unmitigated Construction Off-Site

	ROG	NOx	CO	SO2	Fugitive PM10	Exhaust PM10	PM10 Total	Fugitive PM2.5	Exhaust PM2.5	PM2.5 Total	Bio- CO2	NBio- CO2	Total CO2	CH4	N2O	CO2e
Category	lb/day										lb/day					
Hauling	0.0000	0.0000	0.0000	0.0000	0.0000	0.0000	0.0000	0.0000	0.0000	0.0000		0.0000	0.0000	0.0000		0.0000
Vendor	0.0000	0.0000	0.0000	0.0000	0.0000	0.0000	0.0000	0.0000	0.0000	0.0000		0.0000	0.0000	0.0000		0.0000
Worker	0.2050	0.1277	1.3391	4.0800e-003	0.4806	2.9800e-003	0.4836	0.1275	2.7500e-003	0.1302		406.8428	406.8428	0.0105		407.1064
Total	**0.2050**	**0.1277**	**1.3391**	**4.0800e-003**	**0.4806**	**2.9800e-003**	**0.4836**	**0.1275**	**2.7500e-003**	**0.1302**		**406.8428**	**406.8428**	**0.0105**		**407.1064**

Mitigated Construction On-Site

	ROG	NOx	CO	SO2	Fugitive PM10	Exhaust PM10	PM10 Total	Fugitive PM2.5	Exhaust PM2.5	PM2.5 Total	Bio- CO2	NBio- CO2	Total CO2	CH4	N2O	CO2e
Category	lb/day										lb/day					
Archit. Coating	14.2998					0.0000	0.0000		0.0000	0.0000			0.0000			0.0000
Off-Road	0.2727	1.8780	2.4181	3.9600e-003		0.1090	0.1090		0.1090	0.1090	0.0000	375.2641	375.2641	0.0244		375.8749
Total	**14.5726**	**1.8780**	**2.4181**	**3.9600e-003**		**0.1090**	**0.1090**		**0.1090**	**0.1090**	**0.0000**	**375.2641**	**375.2641**	**0.0244**		**375.8749**

3.7 Architectural Coating - 2022

Mitigated Construction Off-Site

	ROG	NOx	CO	SO2	Fugitive PM10	Exhaust PM10	PM10 Total	Fugitive PM2.5	Exhaust PM2.5	PM2.5 Total	Bio- CO2	NBio- CO2	Total CO2	CH4	N2O	CO2e
Category	lb/day										lb/day					
Hauling	0.0000	0.0000	0.0000	0.0000	0.0000	0.0000	0.0000	0.0000	0.0000	0.0000		0.0000	0.0000	0.0000		0.0000
Vendor	0.0000	0.0000	0.0000	0.0000	0.0000	0.0000	0.0000	0.0000	0.0000	0.0000		0.0000	0.0000	0.0000		0.0000
Worker	0.2050	0.1277	1.3391	4.0800e-003	0.4806	2.9800e-003	0.4836	0.1275	2.7500e-003	0.1302		406.8428	406.8428	0.0105		407.1064
Total	**0.2050**	**0.1277**	**1.3391**	**4.0800e-003**	**0.4806**	**2.9800e-003**	**0.4836**	**0.1275**	**2.7500e-003**	**0.1302**		**406.8428**	**406.8428**	**0.0105**		**407.1064**

4.0 Operational Detail - Mobile

4.1 Mitigation Measures Mobile

	ROG	NOx	CO	SO2	Fugitive PM10	Exhaust PM10	PM10 Total	Fugitive PM2.5	Exhaust PM2.5	PM2.5 Total	Bio- CO2	NBio- CO2	Total CO2	CH4	N2O	CO2e
Category	lb/day										lb/day					
Mitigated	0.0000	0.0000	0.0000	0.0000	0.0000	0.0000	0.0000	0.0000	0.0000	0.0000		0.0000	0.0000	0.0000		0.0000
Unmitigated	0.0000	0.0000	0.0000	0.0000	0.0000	0.0000	0.0000	0.0000	0.0000	0.0000		0.0000	0.0000	0.0000		0.0000

4.2 Trip Summary Information

	Average Daily Trip Rate			Unmitigated	Mitigated
Land Use	Weekday	Saturday	Sunday	Annual VMT	Annual VMT
Other Non-Asphalt Surfaces	0.00	0.00	0.00		
Parking Lot	0.00	0.00	0.00		
Refrigerated Warehouse-No Rail	0.00	0.00	0.00		
Unrefrigerated Warehouse-No Rail	0.00	0.00	0.00		
Total	0.00	0.00	0.00		

4.3 Trip Type Information

	Miles			Trip %			Trip Purpose %		
Land Use	H-W or C-W	H-S or C-C	H-O or C-NW	H-W or C-W	H-S or C-C	H-O or C-NW	Primary	Diverted	Pass-by
Other Non-Asphalt Surfaces	0.00	0.00	0.00	0.00	0.00	0.00	0	0	0
Parking Lot	0.00	0.00	0.00	0.00	0.00	0.00	0	0	0
Refrigerated Warehouse-No	0.00	0.00	0.00	0.00	0.00	0.00	0	0	0
Unrefrigerated Warehouse-No	0.00	0.00	0.00	0.00	0.00	0.00	0	0	0

4.4 Fleet Mix

Land Use	LDA	LDT1	LDT2	MDV	LHD1	LHD2	MHD	HHD	OBUS	UBUS	MCY	SBUS	MH
Other Non-Asphalt Surfaces	0.553113	0.036408	0.180286	0.116335	0.016165	0.005101	0.018218	0.063797	0.001357	0.001565	0.005903	0.000808	0.000944
Parking Lot	0.553113	0.036408	0.180286	0.116335	0.016165	0.005101	0.018218	0.063797	0.001357	0.001565	0.005903	0.000808	0.000944
Refrigerated Warehouse-No Rail	0.553113	0.036408	0.180286	0.116335	0.016165	0.005101	0.018218	0.063797	0.001357	0.001565	0.005903	0.000808	0.000944
Unrefrigerated Warehouse-No Rail	0.553113	0.036408	0.180286	0.116335	0.016165	0.005101	0.018218	0.063797	0.001357	0.001565	0.005903	0.000808	0.000944

5.0 Energy Detail

Historical Energy Use: N

5.1 Mitigation Measures Energy

	ROG	NOx	CO	SO2	Fugitive PM10	Exhaust PM10	PM10 Total	Fugitive PM2.5	Exhaust PM2.5	PM2.5 Total	Bio- CO2	NBio- CO2	Total CO2	CH4	N2O	CO2e
Category	lb/day										lb/day					
NaturalGas Mitigated	0.0000	0.0000	0.0000	0.0000		0.0000	0.0000		0.0000	0.0000		0.0000	0.0000	0.0000	0.0000	0.0000
NaturalGas Unmitigated	0.0000	0.0000	0.0000	0.0000		0.0000	0.0000		0.0000	0.0000		0.0000	0.0000	0.0000	0.0000	0.0000

5.2 Energy by Land Use - NaturalGas

Unmitigated

	NaturalGas Use	ROG	NOx	CO	SO2	Fugitive PM10	Exhaust PM10	PM10 Total	Fugitive PM2.5	Exhaust PM2.5	PM2.5 Total	Bio- CO2	NBio- CO2	Total CO2	CH4	N2O	CO2e
Land Use	kBTU/yr	lb/day										lb/day					
Other Non-Asphalt Surfaces	0	0.0000	0.0000	0.0000	0.0000		0.0000	0.0000		0.0000	0.0000		0.0000	0.0000	0.0000	0.0000	0.0000
Parking Lot	0	0.0000	0.0000	0.0000	0.0000		0.0000	0.0000		0.0000	0.0000		0.0000	0.0000	0.0000	0.0000	0.0000
Refrigerated Warehouse-No Rail	0	0.0000	0.0000	0.0000	0.0000		0.0000	0.0000		0.0000	0.0000		0.0000	0.0000	0.0000	0.0000	0.0000
Unrefrigerated Warehouse-No Rail	0	0.0000	0.0000	0.0000	0.0000		0.0000	0.0000		0.0000	0.0000		0.0000	0.0000	0.0000	0.0000	0.0000
Total		**0.0000**	**0.0000**	**0.0000**	**0.0000**		**0.0000**	**0.0000**		**0.0000**	**0.0000**		**0.0000**	**0.0000**	**0.0000**	**0.0000**	**0.0000**

5.2 Energy by Land Use - NaturalGas

Mitigated

	NaturalGas Use	ROG	NOx	CO	SO2	Fugitive PM10	Exhaust PM10	PM10 Total	Fugitive PM2.5	Exhaust PM2.5	PM2.5 Total	Bio- CO2	NBio- CO2	Total CO2	CH4	N2O	CO2e
Land Use	kBTU/yr	lb/day										lb/day					
Other Non-Asphalt Surfaces	0	0.0000	0.0000	0.0000	0.0000		0.0000	0.0000		0.0000	0.0000		0.0000	0.0000	0.0000	0.0000	0.0000
Parking Lot	0	0.0000	0.0000	0.0000	0.0000		0.0000	0.0000		0.0000	0.0000		0.0000	0.0000	0.0000	0.0000	0.0000
Refrigerated Warehouse-No Rail	0	0.0000	0.0000	0.0000	0.0000		0.0000	0.0000		0.0000	0.0000		0.0000	0.0000	0.0000	0.0000	0.0000
Unrefrigerated Warehouse-No Rail	0	0.0000	0.0000	0.0000	0.0000		0.0000	0.0000		0.0000	0.0000		0.0000	0.0000	0.0000	0.0000	0.0000
Total		**0.0000**	**0.0000**	**0.0000**	**0.0000**		**0.0000**	**0.0000**		**0.0000**	**0.0000**		**0.0000**	**0.0000**	**0.0000**	**0.0000**	**0.0000**

6.0 Area Detail

6.1 Mitigation Measures Area

	ROG	NOx	CO	SO2	Fugitive PM10	Exhaust PM10	PM10 Total	Fugitive PM2.5	Exhaust PM2.5	PM2.5 Total	Bio- CO2	NBio- CO2	Total CO2	CH4	N2O	CO2e
Category	lb/day										lb/day					
Mitigated	6.8454	4.8000e-004	0.0521	0.0000		1.9000e-004	1.9000e-004		1.9000e-004	1.9000e-004		0.1114	0.1114	2.9000e-004		0.1187
Unmitigated	6.8454	4.8000e-004	0.0521	0.0000		1.9000e-004	1.9000e-004		1.9000e-004	1.9000e-004		0.1114	0.1114	2.9000e-004		0.1187

6.2 Area by SubCategory

Unmitigated

	ROG	NOx	CO	SO2	Fugitive PM10	Exhaust PM10	PM10 Total	Fugitive PM2.5	Exhaust PM2.5	PM2.5 Total	Bio- CO2	NBio- CO2	Total CO2	CH4	N2O	CO2e
SubCategory	lb/day										lb/day					
Architectural Coating	0.7836					0.0000	0.0000		0.0000	0.0000			0.0000			0.0000
Consumer Products	6.0570					0.0000	0.0000		0.0000	0.0000			0.0000			0.0000
Landscaping	4.8400e-003	4.8000e-004	0.0521	0.0000		1.9000e-004	1.9000e-004		1.9000e-004	1.9000e-004		0.1114	0.1114	2.9000e-004		0.1187
Total	**6.8454**	**4.8000e-004**	**0.0521**	**0.0000**		**1.9000e-004**	**1.9000e-004**		**1.9000e-004**	**1.9000e-004**		**0.1114**	**0.1114**	**2.9000e-004**		**0.1187**

6.2 Area by SubCategory

Mitigated

	ROG	NOx	CO	SO2	Fugitive PM10	Exhaust PM10	PM10 Total	Fugitive PM2.5	Exhaust PM2.5	PM2.5 Total	Bio- CO2	NBio- CO2	Total CO2	CH4	N2O	CO2e
SubCategory	lb/day										lb/day					
Architectural Coating	0.7836					0.0000	0.0000		0.0000	0.0000			0.0000			0.0000
Consumer Products	6.0570					0.0000	0.0000		0.0000	0.0000			0.0000			0.0000
Landscaping	4.8400e-003	4.8000e-004	0.0521	0.0000		1.9000e-004	1.9000e-004		1.9000e-004	1.9000e-004		0.1114	0.1114	2.9000e-004		0.1187
Total	**6.8454**	**4.8000e-004**	**0.0521**	**0.0000**		**1.9000e-004**	**1.9000e-004**		**1.9000e-004**	**1.9000e-004**		**0.1114**	**0.1114**	**2.9000e-004**		**0.1187**

7.0 Water Detail

7.1 Mitigation Measures Water

8.0 Waste Detail

8.1 Mitigation Measures Waste

9.0 Operational Offroad

Equipment Type	Number	Hours/Day	Days/Year	Horse Power	Load Factor	Fuel Type

10.0 Stationary Equipment

Fire Pumps and Emergency Generators

Equipment Type	Number	Hours/Day	Hours/Year	Horse Power	Load Factor	Fuel Type

Boilers

Equipment Type	Number	Heat Input/Day	Heat Input/Year	Boiler Rating	Fuel Type

User Defined Equipment

Equipment Type	Number

11.0 Vegetation

This page intentionally left blank

APPENDIX 3.5:

CALEEMOD OPERATIONS (PASSENGER CARS) EMISSIONS MODEL OUTPUTS

Goodman Industrial Park (Operations - Passenger Cars)

San Bernardino-South Coast County, Summer

1.0 Project Characteristics

1.1 Land Usage

Land Uses	Size	Metric	Lot Acreage	Floor Surface Area	Population
Refrigerated Warehouse-No Rail	223.69	1000sqft	5.14	223,692.00	0
Unrefrigerated Warehouse-No Rail	894.77	1000sqft	20.54	894,768.00	0
Other Non-Asphalt Surfaces	181.79	1000sqft	4.17	181,790.00	0
Parking Lot	729.00	Space	17.65	769,062.00	0

1.2 Other Project Characteristics

Urbanization	Urban	**Wind Speed (m/s)**	2.2	**Precipitation Freq (Days)**	32
Climate Zone	10			**Operational Year**	2022
Utility Company	Southern California Edison				
CO2 Intensity (lb/MWhr)	702.44	**CH4 Intensity (lb/MWhr)**	0.029	**N2O Intensity (lb/MWhr)**	0.006

1.3 User Entered Comments & Non-Default Data

Project Characteristics -

Table Name	Column Name	Default Value	New Value
tblConstructionPhase	NumDays	50.00	1.00
tblEnergyUse	T24E	1.06	0.74
tblEnergyUse	T24E	0.37	0.26
tblFleetMix	HHD	0.06	0.00

tblFleetMix	HHD	0.06	0.00
tblFleetMix	LDA	0.55	0.62
tblFleetMix	LDA	0.55	0.62
tblFleetMix	LDT1	0.04	0.04
tblFleetMix	LDT1	0.04	0.04
tblFleetMix	LDT2	0.18	0.20
tblFleetMix	LDT2	0.18	0.20
tblFleetMix	LHD1	0.02	0.00
tblFleetMix	LHD1	0.02	0.00
tblFleetMix	LHD2	5.1010e-003	0.00
tblFleetMix	LHD2	5.1010e-003	0.00
tblFleetMix	MCY	5.9030e-003	0.00
tblFleetMix	MCY	5.9030e-003	0.00
tblFleetMix	MDV	0.12	0.13
tblFleetMix	MDV	0.12	0.13
tblFleetMix	MH	9.4400e-004	0.00
tblFleetMix	MH	9.4400e-004	0.00
tblFleetMix	MHD	0.02	0.00
tblFleetMix	MHD	0.02	0.00
tblFleetMix	OBUS	1.3570e-003	0.00
tblFleetMix	OBUS	1.3570e-003	0.00
tblFleetMix	SBUS	8.0800e-004	0.00
tblFleetMix	SBUS	8.0800e-004	0.00
tblFleetMix	UBUS	1.5650e-003	0.00
tblFleetMix	UBUS	1.5650e-003	0.00
tblLandUse	LandUseSquareFeet	223,690.00	223,692.00
tblLandUse	LandUseSquareFeet	894,770.00	894,768.00

tblLandUse	LandUseSquareFeet	291,600.00	769,062.00
tblLandUse	LotAcreage	6.56	17.65
tblOffRoadEquipment	OffRoadEquipmentUnitAmount	1.00	0.00
tblOffRoadEquipment	OffRoadEquipmentUnitAmount	3.00	0.00
tblOffRoadEquipment	OffRoadEquipmentUnitAmount	2.00	0.00
tblOperationalOffRoadEquipment	OperDaysPerYear	260.00	365.00
tblOperationalOffRoadEquipment	OperFuelType	Diesel	CNG
tblOperationalOffRoadEquipment	OperHorsePower	97.00	200.00
tblOperationalOffRoadEquipment	OperHoursPerDay	8.00	4.00
tblOperationalOffRoadEquipment	OperOffRoadEquipmentNumber	0.00	4.00
tblVehicleEF	HHD	1.21	0.03
tblVehicleEF	HHD	0.04	0.06
tblVehicleEF	HHD	0.10	1.5530e-007
tblVehicleEF	HHD	3.29	8.22
tblVehicleEF	HHD	0.57	0.40
tblVehicleEF	HHD	1.82	2.2603e-003
tblVehicleEF	HHD	6,933.41	1,478.27
tblVehicleEF	HHD	1,475.79	1,372.23
tblVehicleEF	HHD	5.54	0.02
tblVehicleEF	HHD	26.50	7.64
tblVehicleEF	HHD	2.50	2.77
tblVehicleEF	HHD	20.21	2.10
tblVehicleEF	HHD	9.7780e-003	3.7639e-003
tblVehicleEF	HHD	0.06	0.06
tblVehicleEF	HHD	0.04	0.04
tblVehicleEF	HHD	0.01	0.03
tblVehicleEF	HHD	5.1000e-005	6.4958e-007

tblVehicleEF	HHD	9.3550e-003	3.6010e-003
tblVehicleEF	HHD	0.03	0.03
tblVehicleEF	HHD	8.8810e-003	8.9166e-003
tblVehicleEF	HHD	0.01	0.03
tblVehicleEF	HHD	4.7000e-005	5.9726e-007
tblVehicleEF	HHD	8.5000e-005	3.3443e-006
tblVehicleEF	HHD	3.1910e-003	1.0400e-004
tblVehicleEF	HHD	0.84	0.59
tblVehicleEF	HHD	5.2000e-005	1.9037e-006
tblVehicleEF	HHD	0.08	0.05
tblVehicleEF	HHD	2.1700e-004	5.2224e-004
tblVehicleEF	HHD	0.05	8.0550e-007
tblVehicleEF	HHD	0.07	0.01
tblVehicleEF	HHD	0.01	0.01
tblVehicleEF	HHD	8.6000e-005	2.1742e-007
tblVehicleEF	HHD	8.5000e-005	3.3443e-006
tblVehicleEF	HHD	3.1910e-003	1.0400e-004
tblVehicleEF	HHD	0.97	0.67
tblVehicleEF	HHD	5.2000e-005	1.9037e-006
tblVehicleEF	HHD	0.13	0.12
tblVehicleEF	HHD	2.1700e-004	5.2224e-004
tblVehicleEF	HHD	0.06	8.8192e-007
tblVehicleEF	HHD	1.14	0.03
tblVehicleEF	HHD	0.04	0.06
tblVehicleEF	HHD	0.09	1.4704e-007
tblVehicleEF	HHD	2.39	8.07
tblVehicleEF	HHD	0.57	0.40

tblVehicleEF	HHD	1.70	2.1215e-003
tblVehicleEF	HHD	7,345.18	1,469.16
tblVehicleEF	HHD	1,475.79	1,372.23
tblVehicleEF	HHD	5.54	0.02
tblVehicleEF	HHD	27.35	7.37
tblVehicleEF	HHD	2.36	2.60
tblVehicleEF	HHD	20.20	2.10
tblVehicleEF	HHD	8.2750e-003	3.3443e-003
tblVehicleEF	HHD	0.06	0.06
tblVehicleEF	HHD	0.04	0.04
tblVehicleEF	HHD	0.01	0.03
tblVehicleEF	HHD	5.1000e-005	6.4958e-007
tblVehicleEF	HHD	7.9170e-003	3.1996e-003
tblVehicleEF	HHD	0.03	0.03
tblVehicleEF	HHD	8.8810e-003	8.9166e-003
tblVehicleEF	HHD	0.01	0.03
tblVehicleEF	HHD	4.7000e-005	5.9726e-007
tblVehicleEF	HHD	1.6800e-004	7.0222e-006
tblVehicleEF	HHD	3.5970e-003	1.2227e-004
tblVehicleEF	HHD	0.79	0.62
tblVehicleEF	HHD	1.1700e-004	4.8038e-006
tblVehicleEF	HHD	0.08	0.05
tblVehicleEF	HHD	2.2100e-004	5.3874e-004
tblVehicleEF	HHD	0.05	7.6535e-007
tblVehicleEF	HHD	0.07	0.01
tblVehicleEF	HHD	0.01	0.01
tblVehicleEF	HHD	8.4000e-005	2.1524e-007

tblVehicleEF	HHD	1.6800e-004	7.0222e-006
tblVehicleEF	HHD	3.5970e-003	1.2227e-004
tblVehicleEF	HHD	0.91	0.71
tblVehicleEF	HHD	1.1700e-004	4.8038e-006
tblVehicleEF	HHD	0.13	0.12
tblVehicleEF	HHD	2.2100e-004	5.3874e-004
tblVehicleEF	HHD	0.06	8.3796e-007
tblVehicleEF	HHD	1.31	0.03
tblVehicleEF	HHD	0.04	2.3610e-003
tblVehicleEF	HHD	0.10	1.5369e-007
tblVehicleEF	HHD	4.53	8.37
tblVehicleEF	HHD	0.57	0.25
tblVehicleEF	HHD	1.79	2.2317e-003
tblVehicleEF	HHD	6,364.76	1,476.72
tblVehicleEF	HHD	1,475.79	1,332.53
tblVehicleEF	HHD	5.54	0.02
tblVehicleEF	HHD	25.32	7.94
tblVehicleEF	HHD	2.46	2.69
tblVehicleEF	HHD	20.20	2.10
tblVehicleEF	HHD	0.01	4.1666e-003
tblVehicleEF	HHD	0.06	0.06
tblVehicleEF	HHD	0.04	0.04
tblVehicleEF	HHD	0.01	0.03
tblVehicleEF	HHD	5.1000e-005	6.4958e-007
tblVehicleEF	HHD	0.01	3.9863e-003
tblVehicleEF	HHD	0.03	0.03
tblVehicleEF	HHD	8.8810e-003	8.8156e-003

tblVehicleEF	HHD	0.01	0.03
tblVehicleEF	HHD	4.7000e-005	5.9726e-007
tblVehicleEF	HHD	8.5000e-005	3.6500e-006
tblVehicleEF	HHD	3.4760e-003	1.2278e-004
tblVehicleEF	HHD	0.91	0.54
tblVehicleEF	HHD	5.2000e-005	1.9359e-006
tblVehicleEF	HHD	0.08	0.05
tblVehicleEF	HHD	2.3300e-004	5.4640e-004
tblVehicleEF	HHD	0.05	7.9748e-007
tblVehicleEF	HHD	0.06	0.01
tblVehicleEF	HHD	0.01	0.01
tblVehicleEF	HHD	8.5000e-005	2.1697e-007
tblVehicleEF	HHD	8.5000e-005	3.6500e-006
tblVehicleEF	HHD	3.4760e-003	1.2278e-004
tblVehicleEF	HHD	1.05	0.62
tblVehicleEF	HHD	5.2000e-005	1.9359e-006
tblVehicleEF	HHD	0.13	0.06
tblVehicleEF	HHD	2.3300e-004	5.4640e-004
tblVehicleEF	HHD	0.06	8.7313e-007
tblVehicleEF	LDA	4.2030e-003	2.4361e-003
tblVehicleEF	LDA	5.6230e-003	0.05
tblVehicleEF	LDA	0.57	0.65
tblVehicleEF	LDA	1.19	2.16
tblVehicleEF	LDA	251.29	261.47
tblVehicleEF	LDA	57.15	53.86
tblVehicleEF	LDA	0.05	0.04
tblVehicleEF	LDA	0.08	0.19

tblVehicleEF	LDA	0.04	0.04
tblVehicleEF	LDA	8.0000e-003	8.0000e-003
tblVehicleEF	LDA	1.6780e-003	1.4473e-003
tblVehicleEF	LDA	2.2790e-003	1.8579e-003
tblVehicleEF	LDA	0.02	0.02
tblVehicleEF	LDA	2.0000e-003	2.0000e-003
tblVehicleEF	LDA	1.5460e-003	1.3331e-003
tblVehicleEF	LDA	2.0960e-003	1.7083e-003
tblVehicleEF	LDA	0.04	0.06
tblVehicleEF	LDA	0.10	0.10
tblVehicleEF	LDA	0.03	0.05
tblVehicleEF	LDA	0.01	9.3316e-003
tblVehicleEF	LDA	0.03	0.21
tblVehicleEF	LDA	0.08	0.23
tblVehicleEF	LDA	2.5170e-003	2.5867e-003
tblVehicleEF	LDA	5.9200e-004	5.3300e-004
tblVehicleEF	LDA	0.04	0.06
tblVehicleEF	LDA	0.10	0.10
tblVehicleEF	LDA	0.03	0.05
tblVehicleEF	LDA	0.02	0.01
tblVehicleEF	LDA	0.03	0.21
tblVehicleEF	LDA	0.08	0.25
tblVehicleEF	LDA	4.7900e-003	2.7935e-003
tblVehicleEF	LDA	4.6890e-003	0.04
tblVehicleEF	LDA	0.71	0.79
tblVehicleEF	LDA	0.99	1.79
tblVehicleEF	LDA	274.94	285.54

tblVehicleEF	LDA	57.15	53.16
tblVehicleEF	LDA	0.05	0.04
tblVehicleEF	LDA	0.07	0.17
tblVehicleEF	LDA	0.04	0.04
tblVehicleEF	LDA	8.0000e-003	8.0000e-003
tblVehicleEF	LDA	1.6780e-003	1.4473e-003
tblVehicleEF	LDA	2.2790e-003	1.8579e-003
tblVehicleEF	LDA	0.02	0.02
tblVehicleEF	LDA	2.0000e-003	2.0000e-003
tblVehicleEF	LDA	1.5460e-003	1.3331e-003
tblVehicleEF	LDA	2.0960e-003	1.7083e-003
tblVehicleEF	LDA	0.09	0.12
tblVehicleEF	LDA	0.12	0.12
tblVehicleEF	LDA	0.07	0.10
tblVehicleEF	LDA	0.01	0.01
tblVehicleEF	LDA	0.03	0.21
tblVehicleEF	LDA	0.06	0.19
tblVehicleEF	LDA	2.7550e-003	2.8249e-003
tblVehicleEF	LDA	5.8800e-004	5.2609e-004
tblVehicleEF	LDA	0.09	0.12
tblVehicleEF	LDA	0.12	0.12
tblVehicleEF	LDA	0.07	0.10
tblVehicleEF	LDA	0.02	0.02
tblVehicleEF	LDA	0.03	0.21
tblVehicleEF	LDA	0.07	0.21
tblVehicleEF	LDA	4.0860e-003	2.3763e-003
tblVehicleEF	LDA	5.5870e-003	0.05

tblVehicleEF	LDA	0.54	0.61
tblVehicleEF	LDA	1.18	2.12
tblVehicleEF	LDA	245.70	255.84
tblVehicleEF	LDA	57.15	53.80
tblVehicleEF	LDA	0.05	0.04
tblVehicleEF	LDA	0.08	0.18
tblVehicleEF	LDA	0.04	0.04
tblVehicleEF	LDA	8.0000e-003	8.0000e-003
tblVehicleEF	LDA	1.6780e-003	1.4473e-003
tblVehicleEF	LDA	2.2790e-003	1.8579e-003
tblVehicleEF	LDA	0.02	0.02
tblVehicleEF	LDA	2.0000e-003	2.0000e-003
tblVehicleEF	LDA	1.5460e-003	1.3331e-003
tblVehicleEF	LDA	2.0960e-003	1.7083e-003
tblVehicleEF	LDA	0.05	0.06
tblVehicleEF	LDA	0.11	0.11
tblVehicleEF	LDA	0.03	0.05
tblVehicleEF	LDA	0.01	9.0876e-003
tblVehicleEF	LDA	0.04	0.24
tblVehicleEF	LDA	0.08	0.23
tblVehicleEF	LDA	2.4600e-003	2.5309e-003
tblVehicleEF	LDA	5.9100e-004	5.3240e-004
tblVehicleEF	LDA	0.05	0.06
tblVehicleEF	LDA	0.11	0.11
tblVehicleEF	LDA	0.03	0.05
tblVehicleEF	LDA	0.01	0.01
tblVehicleEF	LDA	0.04	0.24

tblVehicleEF	LDA	0.08	0.25
tblVehicleEF	LDT1	0.01	7.0607e-003
tblVehicleEF	LDT1	0.02	0.08
tblVehicleEF	LDT1	1.54	1.44
tblVehicleEF	LDT1	3.61	2.44
tblVehicleEF	LDT1	313.68	310.02
tblVehicleEF	LDT1	70.93	65.50
tblVehicleEF	LDT1	0.16	0.13
tblVehicleEF	LDT1	0.22	0.30
tblVehicleEF	LDT1	0.04	0.04
tblVehicleEF	LDT1	8.0000e-003	8.0000e-003
tblVehicleEF	LDT1	2.7050e-003	2.1936e-003
tblVehicleEF	LDT1	3.6920e-003	2.8519e-003
tblVehicleEF	LDT1	0.02	0.02
tblVehicleEF	LDT1	2.0000e-003	2.0000e-003
tblVehicleEF	LDT1	2.4910e-003	2.0186e-003
tblVehicleEF	LDT1	3.3960e-003	2.6224e-003
tblVehicleEF	LDT1	0.18	0.19
tblVehicleEF	LDT1	0.33	0.26
tblVehicleEF	LDT1	0.13	0.13
tblVehicleEF	LDT1	0.03	0.03
tblVehicleEF	LDT1	0.20	0.88
tblVehicleEF	LDT1	0.26	0.43
tblVehicleEF	LDT1	3.1570e-003	3.0678e-003
tblVehicleEF	LDT1	7.7300e-004	6.4817e-004
tblVehicleEF	LDT1	0.18	0.19
tblVehicleEF	LDT1	0.33	0.26

tblVehicleEF	LDT1	0.13	0.13
tblVehicleEF	LDT1	0.05	0.05
tblVehicleEF	LDT1	0.20	0.88
tblVehicleEF	LDT1	0.28	0.48
tblVehicleEF	LDT1	0.02	8.0102e-003
tblVehicleEF	LDT1	0.02	0.07
tblVehicleEF	LDT1	1.85	1.74
tblVehicleEF	LDT1	2.97	2.02
tblVehicleEF	LDT1	341.75	335.16
tblVehicleEF	LDT1	70.93	64.59
tblVehicleEF	LDT1	0.14	0.12
tblVehicleEF	LDT1	0.20	0.28
tblVehicleEF	LDT1	0.04	0.04
tblVehicleEF	LDT1	8.0000e-003	8.0000e-003
tblVehicleEF	LDT1	2.7050e-003	2.1936e-003
tblVehicleEF	LDT1	3.6920e-003	2.8519e-003
tblVehicleEF	LDT1	0.02	0.02
tblVehicleEF	LDT1	2.0000e-003	2.0000e-003
tblVehicleEF	LDT1	2.4910e-003	2.0186e-003
tblVehicleEF	LDT1	3.3960e-003	2.6224e-003
tblVehicleEF	LDT1	0.37	0.40
tblVehicleEF	LDT1	0.41	0.33
tblVehicleEF	LDT1	0.27	0.29
tblVehicleEF	LDT1	0.04	0.04
tblVehicleEF	LDT1	0.20	0.88
tblVehicleEF	LDT1	0.21	0.36
tblVehicleEF	LDT1	3.4420e-003	3.3166e-003

tblVehicleEF	LDT1	7.6200e-004	6.3920e-004
tblVehicleEF	LDT1	0.37	0.40
tblVehicleEF	LDT1	0.41	0.33
tblVehicleEF	LDT1	0.27	0.29
tblVehicleEF	LDT1	0.06	0.05
tblVehicleEF	LDT1	0.20	0.88
tblVehicleEF	LDT1	0.23	0.40
tblVehicleEF	LDT1	0.01	6.8963e-003
tblVehicleEF	LDT1	0.02	0.08
tblVehicleEF	LDT1	1.47	1.37
tblVehicleEF	LDT1	3.55	2.40
tblVehicleEF	LDT1	307.06	304.06
tblVehicleEF	LDT1	70.93	65.42
tblVehicleEF	LDT1	0.15	0.12
tblVehicleEF	LDT1	0.21	0.30
tblVehicleEF	LDT1	0.04	0.04
tblVehicleEF	LDT1	8.0000e-003	8.0000e-003
tblVehicleEF	LDT1	2.7050e-003	2.1936e-003
tblVehicleEF	LDT1	3.6920e-003	2.8519e-003
tblVehicleEF	LDT1	0.02	0.02
tblVehicleEF	LDT1	2.0000e-003	2.0000e-003
tblVehicleEF	LDT1	2.4910e-003	2.0186e-003
tblVehicleEF	LDT1	3.3960e-003	2.6224e-003
tblVehicleEF	LDT1	0.19	0.20
tblVehicleEF	LDT1	0.39	0.30
tblVehicleEF	LDT1	0.12	0.12
tblVehicleEF	LDT1	0.03	0.03

tblVehicleEF	LDT1	0.23	1.03
tblVehicleEF	LDT1	0.25	0.43
tblVehicleEF	LDT1	3.0890e-003	3.0089e-003
tblVehicleEF	LDT1	7.7200e-004	6.4740e-004
tblVehicleEF	LDT1	0.19	0.20
tblVehicleEF	LDT1	0.39	0.30
tblVehicleEF	LDT1	0.12	0.12
tblVehicleEF	LDT1	0.05	0.04
tblVehicleEF	LDT1	0.23	1.03
tblVehicleEF	LDT1	0.28	0.47
tblVehicleEF	LDT2	6.3270e-003	4.2796e-003
tblVehicleEF	LDT2	8.1990e-003	0.07
tblVehicleEF	LDT2	0.80	0.97
tblVehicleEF	LDT2	1.67	2.78
tblVehicleEF	LDT2	351.15	331.49
tblVehicleEF	LDT2	79.39	70.30
tblVehicleEF	LDT2	0.09	0.09
tblVehicleEF	LDT2	0.14	0.31
tblVehicleEF	LDT2	0.04	0.04
tblVehicleEF	LDT2	8.0000e-003	8.0000e-003
tblVehicleEF	LDT2	1.7270e-003	1.5179e-003
tblVehicleEF	LDT2	2.4170e-003	1.9477e-003
tblVehicleEF	LDT2	0.02	0.02
tblVehicleEF	LDT2	2.0000e-003	2.0000e-003
tblVehicleEF	LDT2	1.5880e-003	1.3970e-003
tblVehicleEF	LDT2	2.2220e-003	1.7910e-003
tblVehicleEF	LDT2	0.06	0.10

tblVehicleEF	LDT2	0.13	0.15
tblVehicleEF	LDT2	0.05	0.08
tblVehicleEF	LDT2	0.02	0.02
tblVehicleEF	LDT2	0.07	0.48
tblVehicleEF	LDT2	0.11	0.35
tblVehicleEF	LDT2	3.5180e-003	3.2796e-003
tblVehicleEF	LDT2	8.2200e-004	6.9566e-004
tblVehicleEF	LDT2	0.06	0.10
tblVehicleEF	LDT2	0.13	0.15
tblVehicleEF	LDT2	0.05	0.08
tblVehicleEF	LDT2	0.02	0.03
tblVehicleEF	LDT2	0.07	0.48
tblVehicleEF	LDT2	0.12	0.38
tblVehicleEF	LDT2	7.1840e-003	4.8872e-003
tblVehicleEF	LDT2	6.8290e-003	0.06
tblVehicleEF	LDT2	0.97	1.18
tblVehicleEF	LDT2	1.38	2.30
tblVehicleEF	LDT2	383.36	355.94
tblVehicleEF	LDT2	79.39	69.35
tblVehicleEF	LDT2	0.08	0.08
tblVehicleEF	LDT2	0.13	0.29
tblVehicleEF	LDT2	0.04	0.04
tblVehicleEF	LDT2	8.0000e-003	8.0000e-003
tblVehicleEF	LDT2	1.7270e-003	1.5179e-003
tblVehicleEF	LDT2	2.4170e-003	1.9477e-003
tblVehicleEF	LDT2	0.02	0.02
tblVehicleEF	LDT2	2.0000e-003	2.0000e-003

tblVehicleEF	LDT2	1.5880e-003	1.3970e-003
tblVehicleEF	LDT2	2.2220e-003	1.7910e-003
tblVehicleEF	LDT2	0.13	0.21
tblVehicleEF	LDT2	0.15	0.18
tblVehicleEF	LDT2	0.11	0.18
tblVehicleEF	LDT2	0.02	0.02
tblVehicleEF	LDT2	0.07	0.48
tblVehicleEF	LDT2	0.09	0.29
tblVehicleEF	LDT2	3.8420e-003	3.5215e-003
tblVehicleEF	LDT2	8.1700e-004	6.8626e-004
tblVehicleEF	LDT2	0.13	0.21
tblVehicleEF	LDT2	0.15	0.18
tblVehicleEF	LDT2	0.11	0.18
tblVehicleEF	LDT2	0.03	0.03
tblVehicleEF	LDT2	0.07	0.48
tblVehicleEF	LDT2	0.10	0.32
tblVehicleEF	LDT2	6.1560e-003	4.1770e-003
tblVehicleEF	LDT2	8.1410e-003	0.07
tblVehicleEF	LDT2	0.75	0.92
tblVehicleEF	LDT2	1.64	2.74
tblVehicleEF	LDT2	343.55	325.69
tblVehicleEF	LDT2	79.39	70.22
tblVehicleEF	LDT2	0.08	0.09
tblVehicleEF	LDT2	0.14	0.31
tblVehicleEF	LDT2	0.04	0.04
tblVehicleEF	LDT2	8.0000e-003	8.0000e-003
tblVehicleEF	LDT2	1.7270e-003	1.5179e-003

tblVehicleEF	LDT2	2.4170e-003	1.9477e-003
tblVehicleEF	LDT2	0.02	0.02
tblVehicleEF	LDT2	2.0000e-003	2.0000e-003
tblVehicleEF	LDT2	1.5880e-003	1.3970e-003
tblVehicleEF	LDT2	2.2220e-003	1.7910e-003
tblVehicleEF	LDT2	0.06	0.10
tblVehicleEF	LDT2	0.14	0.16
tblVehicleEF	LDT2	0.05	0.08
tblVehicleEF	LDT2	0.02	0.02
tblVehicleEF	LDT2	0.08	0.56
tblVehicleEF	LDT2	0.11	0.35
tblVehicleEF	LDT2	3.4410e-003	3.2222e-003
tblVehicleEF	LDT2	8.2200e-004	6.9487e-004
tblVehicleEF	LDT2	0.06	0.10
tblVehicleEF	LDT2	0.14	0.16
tblVehicleEF	LDT2	0.05	0.08
tblVehicleEF	LDT2	0.02	0.03
tblVehicleEF	LDT2	0.08	0.56
tblVehicleEF	LDT2	0.12	0.38
tblVehicleEF	LHD1	5.2170e-003	4.8635e-003
tblVehicleEF	LHD1	0.01	6.5089e-003
tblVehicleEF	LHD1	0.02	0.02
tblVehicleEF	LHD1	0.14	0.17
tblVehicleEF	LHD1	1.07	0.88
tblVehicleEF	LHD1	2.60	1.03
tblVehicleEF	LHD1	9.23	9.35
tblVehicleEF	LHD1	609.20	648.62

tblVehicleEF	LHD1	30.40	10.79
tblVehicleEF	LHD1	0.09	0.08
tblVehicleEF	LHD1	2.12	1.54
tblVehicleEF	LHD1	0.99	0.31
tblVehicleEF	LHD1	9.6500e-004	9.5292e-004
tblVehicleEF	LHD1	0.08	0.08
tblVehicleEF	LHD1	0.01	9.9683e-003
tblVehicleEF	LHD1	0.01	0.01
tblVehicleEF	LHD1	9.5800e-004	2.6298e-004
tblVehicleEF	LHD1	9.2400e-004	9.1170e-004
tblVehicleEF	LHD1	0.03	0.03
tblVehicleEF	LHD1	2.5390e-003	2.4921e-003
tblVehicleEF	LHD1	0.01	0.01
tblVehicleEF	LHD1	8.8100e-004	2.4180e-004
tblVehicleEF	LHD1	3.7070e-003	3.1746e-003
tblVehicleEF	LHD1	0.11	0.09
tblVehicleEF	LHD1	0.02	0.02
tblVehicleEF	LHD1	1.8240e-003	1.5420e-003
tblVehicleEF	LHD1	0.08	0.07
tblVehicleEF	LHD1	0.35	0.60
tblVehicleEF	LHD1	0.27	0.08
tblVehicleEF	LHD1	9.2000e-005	9.0460e-005
tblVehicleEF	LHD1	5.9760e-003	6.3133e-003
tblVehicleEF	LHD1	3.5300e-004	1.0677e-004
tblVehicleEF	LHD1	3.7070e-003	3.1746e-003
tblVehicleEF	LHD1	0.11	0.09
tblVehicleEF	LHD1	0.02	0.03

tblVehicleEF	LHD1	1.8240e-003	1.5420e-003
tblVehicleEF	LHD1	0.10	0.08
tblVehicleEF	LHD1	0.35	0.60
tblVehicleEF	LHD1	0.29	0.09
tblVehicleEF	LHD1	5.2170e-003	4.8791e-003
tblVehicleEF	LHD1	0.01	6.6670e-003
tblVehicleEF	LHD1	0.02	0.02
tblVehicleEF	LHD1	0.14	0.17
tblVehicleEF	LHD1	1.09	0.90
tblVehicleEF	LHD1	2.43	0.97
tblVehicleEF	LHD1	9.23	9.35
tblVehicleEF	LHD1	609.20	648.66
tblVehicleEF	LHD1	30.40	10.67
tblVehicleEF	LHD1	0.09	0.08
tblVehicleEF	LHD1	1.98	1.44
tblVehicleEF	LHD1	0.94	0.29
tblVehicleEF	LHD1	9.6500e-004	9.5292e-004
tblVehicleEF	LHD1	0.08	0.08
tblVehicleEF	LHD1	0.01	9.9683e-003
tblVehicleEF	LHD1	0.01	0.01
tblVehicleEF	LHD1	9.5800e-004	2.6298e-004
tblVehicleEF	LHD1	9.2400e-004	9.1170e-004
tblVehicleEF	LHD1	0.03	0.03
tblVehicleEF	LHD1	2.5390e-003	2.4921e-003
tblVehicleEF	LHD1	0.01	0.01
tblVehicleEF	LHD1	8.8100e-004	2.4180e-004
tblVehicleEF	LHD1	7.3080e-003	6.2984e-003

tblVehicleEF	LHD1	0.13	0.11
tblVehicleEF	LHD1	0.02	0.02
tblVehicleEF	LHD1	4.1220e-003	3.5374e-003
tblVehicleEF	LHD1	0.09	0.07
tblVehicleEF	LHD1	0.36	0.60
tblVehicleEF	LHD1	0.25	0.08
tblVehicleEF	LHD1	9.2000e-005	9.0460e-005
tblVehicleEF	LHD1	5.9770e-003	6.3136e-003
tblVehicleEF	LHD1	3.5000e-004	1.0561e-004
tblVehicleEF	LHD1	7.3080e-003	6.2984e-003
tblVehicleEF	LHD1	0.13	0.11
tblVehicleEF	LHD1	0.02	0.03
tblVehicleEF	LHD1	4.1220e-003	3.5374e-003
tblVehicleEF	LHD1	0.11	0.09
tblVehicleEF	LHD1	0.36	0.60
tblVehicleEF	LHD1	0.28	0.08
tblVehicleEF	LHD1	5.2170e-003	4.8667e-003
tblVehicleEF	LHD1	0.01	6.5251e-003
tblVehicleEF	LHD1	0.02	0.02
tblVehicleEF	LHD1	0.14	0.17
tblVehicleEF	LHD1	1.07	0.89
tblVehicleEF	LHD1	2.55	1.02
tblVehicleEF	LHD1	9.23	9.35
tblVehicleEF	LHD1	609.20	648.63
tblVehicleEF	LHD1	30.40	10.76
tblVehicleEF	LHD1	0.09	0.08
tblVehicleEF	LHD1	2.08	1.51

tblVehicleEF	LHD1	0.97	0.30
tblVehicleEF	LHD1	9.6500e-004	9.5292e-004
tblVehicleEF	LHD1	0.08	0.08
tblVehicleEF	LHD1	0.01	9.9683e-003
tblVehicleEF	LHD1	0.01	0.01
tblVehicleEF	LHD1	9.5800e-004	2.6298e-004
tblVehicleEF	LHD1	9.2400e-004	9.1170e-004
tblVehicleEF	LHD1	0.03	0.03
tblVehicleEF	LHD1	2.5390e-003	2.4921e-003
tblVehicleEF	LHD1	0.01	0.01
tblVehicleEF	LHD1	8.8100e-004	2.4180e-004
tblVehicleEF	LHD1	4.0430e-003	3.5092e-003
tblVehicleEF	LHD1	0.13	0.10
tblVehicleEF	LHD1	0.02	0.02
tblVehicleEF	LHD1	1.7940e-003	1.5203e-003
tblVehicleEF	LHD1	0.08	0.07
tblVehicleEF	LHD1	0.38	0.64
tblVehicleEF	LHD1	0.26	0.08
tblVehicleEF	LHD1	9.2000e-005	9.0460e-005
tblVehicleEF	LHD1	5.9760e-003	6.3133e-003
tblVehicleEF	LHD1	3.5200e-004	1.0649e-004
tblVehicleEF	LHD1	4.0430e-003	3.5092e-003
tblVehicleEF	LHD1	0.13	0.10
tblVehicleEF	LHD1	0.02	0.03
tblVehicleEF	LHD1	1.7940e-003	1.5203e-003
tblVehicleEF	LHD1	0.10	0.08
tblVehicleEF	LHD1	0.38	0.64

tblVehicleEF	LHD1	0.29	0.09
tblVehicleEF	LHD2	3.5950e-003	3.3088e-003
tblVehicleEF	LHD2	4.6110e-003	4.1579e-003
tblVehicleEF	LHD2	8.1370e-003	9.5081e-003
tblVehicleEF	LHD2	0.12	0.14
tblVehicleEF	LHD2	0.50	0.56
tblVehicleEF	LHD2	1.20	0.61
tblVehicleEF	LHD2	14.27	14.55
tblVehicleEF	LHD2	608.52	648.96
tblVehicleEF	LHD2	24.46	7.78
tblVehicleEF	LHD2	0.11	0.11
tblVehicleEF	LHD2	1.49	1.65
tblVehicleEF	LHD2	0.53	0.20
tblVehicleEF	LHD2	1.2830e-003	1.4035e-003
tblVehicleEF	LHD2	0.09	0.09
tblVehicleEF	LHD2	0.01	0.01
tblVehicleEF	LHD2	0.01	0.01
tblVehicleEF	LHD2	4.0000e-004	1.2635e-004
tblVehicleEF	LHD2	1.2280e-003	1.3428e-003
tblVehicleEF	LHD2	0.04	0.04
tblVehicleEF	LHD2	2.6860e-003	2.6930e-003
tblVehicleEF	LHD2	0.01	0.01
tblVehicleEF	LHD2	3.6800e-004	1.1617e-004
tblVehicleEF	LHD2	1.3070e-003	1.5577e-003
tblVehicleEF	LHD2	0.04	0.05
tblVehicleEF	LHD2	0.01	0.02
tblVehicleEF	LHD2	7.0300e-004	8.0032e-004

tblVehicleEF	LHD2	0.06	0.06
tblVehicleEF	LHD2	0.09	0.29
tblVehicleEF	LHD2	0.11	0.05
tblVehicleEF	LHD2	1.3900e-004	1.3909e-004
tblVehicleEF	LHD2	5.9200e-003	6.2607e-003
tblVehicleEF	LHD2	2.6700e-004	7.6988e-005
tblVehicleEF	LHD2	1.3070e-003	1.5577e-003
tblVehicleEF	LHD2	0.04	0.05
tblVehicleEF	LHD2	0.02	0.02
tblVehicleEF	LHD2	7.0300e-004	8.0032e-004
tblVehicleEF	LHD2	0.07	0.07
tblVehicleEF	LHD2	0.09	0.29
tblVehicleEF	LHD2	0.12	0.05
tblVehicleEF	LHD2	3.5950e-003	3.3190e-003
tblVehicleEF	LHD2	4.6760e-003	4.2028e-003
tblVehicleEF	LHD2	7.7630e-003	9.0808e-003
tblVehicleEF	LHD2	0.12	0.14
tblVehicleEF	LHD2	0.50	0.56
tblVehicleEF	LHD2	1.13	0.57
tblVehicleEF	LHD2	14.27	14.55
tblVehicleEF	LHD2	608.52	648.97
tblVehicleEF	LHD2	24.46	7.71
tblVehicleEF	LHD2	0.11	0.11
tblVehicleEF	LHD2	1.40	1.55
tblVehicleEF	LHD2	0.50	0.19
tblVehicleEF	LHD2	1.2830e-003	1.4035e-003
tblVehicleEF	LHD2	0.09	0.09

tblVehicleEF	LHD2	0.01	0.01
tblVehicleEF	LHD2	0.01	0.01
tblVehicleEF	LHD2	4.0000e-004	1.2635e-004
tblVehicleEF	LHD2	1.2280e-003	1.3428e-003
tblVehicleEF	LHD2	0.04	0.04
tblVehicleEF	LHD2	2.6860e-003	2.6930e-003
tblVehicleEF	LHD2	0.01	0.01
tblVehicleEF	LHD2	3.6800e-004	1.1617e-004
tblVehicleEF	LHD2	2.5220e-003	3.0277e-003
tblVehicleEF	LHD2	0.04	0.06
tblVehicleEF	LHD2	0.01	0.02
tblVehicleEF	LHD2	1.5220e-003	1.7647e-003
tblVehicleEF	LHD2	0.06	0.06
tblVehicleEF	LHD2	0.09	0.29
tblVehicleEF	LHD2	0.10	0.04
tblVehicleEF	LHD2	1.3900e-004	1.3909e-004
tblVehicleEF	LHD2	5.9200e-003	6.2608e-003
tblVehicleEF	LHD2	2.6500e-004	7.6329e-005
tblVehicleEF	LHD2	2.5220e-003	3.0277e-003
tblVehicleEF	LHD2	0.04	0.06
tblVehicleEF	LHD2	0.02	0.02
tblVehicleEF	LHD2	1.5220e-003	1.7647e-003
tblVehicleEF	LHD2	0.07	0.07
tblVehicleEF	LHD2	0.09	0.29
tblVehicleEF	LHD2	0.11	0.05
tblVehicleEF	LHD2	3.5950e-003	3.3107e-003
tblVehicleEF	LHD2	4.6180e-003	4.1632e-003

tblVehicleEF	LHD2	8.0640e-003	9.4269e-003
tblVehicleEF	LHD2	0.12	0.14
tblVehicleEF	LHD2	0.50	0.56
tblVehicleEF	LHD2	1.19	0.60
tblVehicleEF	LHD2	14.27	14.55
tblVehicleEF	LHD2	608.52	648.96
tblVehicleEF	LHD2	24.46	7.77
tblVehicleEF	LHD2	0.11	0.11
tblVehicleEF	LHD2	1.46	1.62
tblVehicleEF	LHD2	0.52	0.20
tblVehicleEF	LHD2	1.2830e-003	1.4035e-003
tblVehicleEF	LHD2	0.09	0.09
tblVehicleEF	LHD2	0.01	0.01
tblVehicleEF	LHD2	0.01	0.01
tblVehicleEF	LHD2	4.0000e-004	1.2635e-004
tblVehicleEF	LHD2	1.2280e-003	1.3428e-003
tblVehicleEF	LHD2	0.04	0.04
tblVehicleEF	LHD2	2.6860e-003	2.6930e-003
tblVehicleEF	LHD2	0.01	0.01
tblVehicleEF	LHD2	3.6800e-004	1.1617e-004
tblVehicleEF	LHD2	1.3460e-003	1.6404e-003
tblVehicleEF	LHD2	0.04	0.05
tblVehicleEF	LHD2	0.01	0.02
tblVehicleEF	LHD2	6.8700e-004	7.8060e-004
tblVehicleEF	LHD2	0.06	0.06
tblVehicleEF	LHD2	0.10	0.31
tblVehicleEF	LHD2	0.11	0.05

tblVehicleEF	LHD2	1.3900e-004	1.3909e-004
tblVehicleEF	LHD2	5.9200e-003	6.2608e-003
tblVehicleEF	LHD2	2.6600e-004	7.6845e-005
tblVehicleEF	LHD2	1.3460e-003	1.6404e-003
tblVehicleEF	LHD2	0.04	0.05
tblVehicleEF	LHD2	0.02	0.02
tblVehicleEF	LHD2	6.8700e-004	7.8060e-004
tblVehicleEF	LHD2	0.07	0.07
tblVehicleEF	LHD2	0.10	0.31
tblVehicleEF	LHD2	0.12	0.05
tblVehicleEF	MCY	0.43	0.33
tblVehicleEF	MCY	0.16	0.25
tblVehicleEF	MCY	20.55	20.74
tblVehicleEF	MCY	9.93	8.78
tblVehicleEF	MCY	167.73	210.98
tblVehicleEF	MCY	46.45	61.55
tblVehicleEF	MCY	1.16	1.17
tblVehicleEF	MCY	0.31	0.27
tblVehicleEF	MCY	0.01	0.01
tblVehicleEF	MCY	4.0000e-003	4.0000e-003
tblVehicleEF	MCY	1.8610e-003	1.8278e-003
tblVehicleEF	MCY	3.6730e-003	3.0522e-003
tblVehicleEF	MCY	5.0400e-003	5.0400e-003
tblVehicleEF	MCY	1.7420e-003	1.7113e-003
tblVehicleEF	MCY	3.4650e-003	2.8769e-003
tblVehicleEF	MCY	1.45	1.44
tblVehicleEF	MCY	0.84	0.84

tblVehicleEF	MCY	0.80	0.80
tblVehicleEF	MCY	2.23	2.23
tblVehicleEF	MCY	0.49	2.04
tblVehicleEF	MCY	2.16	1.90
tblVehicleEF	MCY	2.0770e-003	2.0879e-003
tblVehicleEF	MCY	6.9000e-004	6.0913e-004
tblVehicleEF	MCY	1.45	1.44
tblVehicleEF	MCY	0.84	0.84
tblVehicleEF	MCY	0.80	0.80
tblVehicleEF	MCY	2.74	2.74
tblVehicleEF	MCY	0.49	2.04
tblVehicleEF	MCY	2.35	2.07
tblVehicleEF	MCY	0.42	0.32
tblVehicleEF	MCY	0.14	0.22
tblVehicleEF	MCY	20.68	20.87
tblVehicleEF	MCY	9.05	7.97
tblVehicleEF	MCY	167.73	210.98
tblVehicleEF	MCY	46.45	59.35
tblVehicleEF	MCY	0.99	0.99
tblVehicleEF	MCY	0.29	0.25
tblVehicleEF	MCY	0.01	0.01
tblVehicleEF	MCY	4.0000e-003	4.0000e-003
tblVehicleEF	MCY	1.8610e-003	1.8278e-003
tblVehicleEF	MCY	3.6730e-003	3.0522e-003
tblVehicleEF	MCY	5.0400e-003	5.0400e-003
tblVehicleEF	MCY	1.7420e-003	1.7113e-003
tblVehicleEF	MCY	3.4650e-003	2.8769e-003

tblVehicleEF	MCY	3.14	3.14
tblVehicleEF	MCY	1.27	1.28
tblVehicleEF	MCY	2.13	2.12
tblVehicleEF	MCY	2.17	2.17
tblVehicleEF	MCY	0.49	2.03
tblVehicleEF	MCY	1.86	1.63
tblVehicleEF	MCY	2.0770e-003	2.0879e-003
tblVehicleEF	MCY	6.6700e-004	5.8727e-004
tblVehicleEF	MCY	3.14	3.14
tblVehicleEF	MCY	1.27	1.28
tblVehicleEF	MCY	2.13	2.12
tblVehicleEF	MCY	2.67	2.67
tblVehicleEF	MCY	0.49	2.03
tblVehicleEF	MCY	2.02	1.77
tblVehicleEF	MCY	0.42	0.32
tblVehicleEF	MCY	0.15	0.24
tblVehicleEF	MCY	19.63	19.79
tblVehicleEF	MCY	9.55	8.43
tblVehicleEF	MCY	167.73	209.35
tblVehicleEF	MCY	46.45	60.75
tblVehicleEF	MCY	1.12	1.12
tblVehicleEF	MCY	0.31	0.26
tblVehicleEF	MCY	0.01	0.01
tblVehicleEF	MCY	4.0000e-003	4.0000e-003
tblVehicleEF	MCY	1.8610e-003	1.8278e-003
tblVehicleEF	MCY	3.6730e-003	3.0522e-003
tblVehicleEF	MCY	5.0400e-003	5.0400e-003

tblVehicleEF	MCY	1.7420e-003	1.7113e-003
tblVehicleEF	MCY	3.4650e-003	2.8769e-003
tblVehicleEF	MCY	1.71	1.70
tblVehicleEF	MCY	1.13	1.12
tblVehicleEF	MCY	0.72	0.71
tblVehicleEF	MCY	2.19	2.20
tblVehicleEF	MCY	0.56	2.32
tblVehicleEF	MCY	2.08	1.83
tblVehicleEF	MCY	2.0610e-003	2.0717e-003
tblVehicleEF	MCY	6.8200e-004	6.0122e-004
tblVehicleEF	MCY	1.71	1.70
tblVehicleEF	MCY	1.13	1.12
tblVehicleEF	MCY	0.72	0.71
tblVehicleEF	MCY	2.69	2.69
tblVehicleEF	MCY	0.56	2.32
tblVehicleEF	MCY	2.27	1.99
tblVehicleEF	MDV	0.01	5.5556e-003
tblVehicleEF	MDV	0.02	0.09
tblVehicleEF	MDV	1.35	1.14
tblVehicleEF	MDV	3.25	3.33
tblVehicleEF	MDV	483.94	412.02
tblVehicleEF	MDV	107.92	87.05
tblVehicleEF	MDV	0.17	0.12
tblVehicleEF	MDV	0.32	0.39
tblVehicleEF	MDV	0.04	0.04
tblVehicleEF	MDV	8.0000e-003	8.0000e-003
tblVehicleEF	MDV	1.8260e-003	1.6293e-003

tblVehicleEF	MDV	2.5170e-003	2.0561e-003
tblVehicleEF	MDV	0.02	0.02
tblVehicleEF	MDV	2.0000e-003	2.0000e-003
tblVehicleEF	MDV	1.6830e-003	1.5030e-003
tblVehicleEF	MDV	2.3150e-003	1.8909e-003
tblVehicleEF	MDV	0.10	0.12
tblVehicleEF	MDV	0.20	0.17
tblVehicleEF	MDV	0.08	0.10
tblVehicleEF	MDV	0.03	0.02
tblVehicleEF	MDV	0.11	0.52
tblVehicleEF	MDV	0.25	0.45
tblVehicleEF	MDV	4.8500e-003	4.0736e-003
tblVehicleEF	MDV	1.1370e-003	8.6140e-004
tblVehicleEF	MDV	0.10	0.12
tblVehicleEF	MDV	0.20	0.17
tblVehicleEF	MDV	0.08	0.10
tblVehicleEF	MDV	0.05	0.03
tblVehicleEF	MDV	0.11	0.52
tblVehicleEF	MDV	0.28	0.50
tblVehicleEF	MDV	0.01	6.3576e-003
tblVehicleEF	MDV	0.02	0.08
tblVehicleEF	MDV	1.64	1.38
tblVehicleEF	MDV	2.69	2.75
tblVehicleEF	MDV	526.85	437.99
tblVehicleEF	MDV	107.92	85.88
tblVehicleEF	MDV	0.16	0.11
tblVehicleEF	MDV	0.30	0.36

tblVehicleEF	MDV	0.04	0.04
tblVehicleEF	MDV	8.0000e-003	8.0000e-003
tblVehicleEF	MDV	1.8260e-003	1.6293e-003
tblVehicleEF	MDV	2.5170e-003	2.0561e-003
tblVehicleEF	MDV	0.02	0.02
tblVehicleEF	MDV	2.0000e-003	2.0000e-003
tblVehicleEF	MDV	1.6830e-003	1.5030e-003
tblVehicleEF	MDV	2.3150e-003	1.8909e-003
tblVehicleEF	MDV	0.20	0.24
tblVehicleEF	MDV	0.23	0.20
tblVehicleEF	MDV	0.17	0.21
tblVehicleEF	MDV	0.04	0.03
tblVehicleEF	MDV	0.11	0.52
tblVehicleEF	MDV	0.21	0.38
tblVehicleEF	MDV	5.2830e-003	4.3306e-003
tblVehicleEF	MDV	1.1260e-003	8.4981e-004
tblVehicleEF	MDV	0.20	0.24
tblVehicleEF	MDV	0.23	0.20
tblVehicleEF	MDV	0.17	0.21
tblVehicleEF	MDV	0.05	0.04
tblVehicleEF	MDV	0.11	0.52
tblVehicleEF	MDV	0.23	0.42
tblVehicleEF	MDV	0.01	5.4097e-003
tblVehicleEF	MDV	0.02	0.09
tblVehicleEF	MDV	1.28	1.08
tblVehicleEF	MDV	3.20	3.28
tblVehicleEF	MDV	473.93	405.86

tblVehicleEF	MDV	107.92	86.95
tblVehicleEF	MDV	0.16	0.11
tblVehicleEF	MDV	0.32	0.38
tblVehicleEF	MDV	0.04	0.04
tblVehicleEF	MDV	8.0000e-003	8.0000e-003
tblVehicleEF	MDV	1.8260e-003	1.6293e-003
tblVehicleEF	MDV	2.5170e-003	2.0561e-003
tblVehicleEF	MDV	0.02	0.02
tblVehicleEF	MDV	2.0000e-003	2.0000e-003
tblVehicleEF	MDV	1.6830e-003	1.5030e-003
tblVehicleEF	MDV	2.3150e-003	1.8909e-003
tblVehicleEF	MDV	0.10	0.11
tblVehicleEF	MDV	0.22	0.19
tblVehicleEF	MDV	0.08	0.10
tblVehicleEF	MDV	0.03	0.02
tblVehicleEF	MDV	0.13	0.60
tblVehicleEF	MDV	0.25	0.45
tblVehicleEF	MDV	4.7490e-003	4.0127e-003
tblVehicleEF	MDV	1.1360e-003	8.6043e-004
tblVehicleEF	MDV	0.10	0.11
tblVehicleEF	MDV	0.22	0.19
tblVehicleEF	MDV	0.08	0.10
tblVehicleEF	MDV	0.04	0.03
tblVehicleEF	MDV	0.13	0.60
tblVehicleEF	MDV	0.27	0.49
tblVehicleEF	MH	0.04	3.7970e-003
tblVehicleEF	MH	0.03	0.00

tblVehicleEF	MH	3.07	0.36
tblVehicleEF	MH	6.43	0.00
tblVehicleEF	MH	1,045.05	951.23
tblVehicleEF	MH	59.49	0.00
tblVehicleEF	MH	1.54	4.54
tblVehicleEF	MH	0.91	0.00
tblVehicleEF	MH	0.13	0.13
tblVehicleEF	MH	0.01	0.02
tblVehicleEF	MH	0.04	0.14
tblVehicleEF	MH	1.1740e-003	0.00
tblVehicleEF	MH	0.06	0.06
tblVehicleEF	MH	3.2230e-003	4.0000e-003
tblVehicleEF	MH	0.04	0.14
tblVehicleEF	MH	1.0790e-003	0.00
tblVehicleEF	MH	1.47	0.00
tblVehicleEF	MH	0.09	0.00
tblVehicleEF	MH	0.51	0.00
tblVehicleEF	MH	0.10	0.08
tblVehicleEF	MH	0.03	0.00
tblVehicleEF	MH	0.37	0.00
tblVehicleEF	MH	0.01	8.9926e-003
tblVehicleEF	MH	7.0700e-004	0.00
tblVehicleEF	MH	1.47	0.00
tblVehicleEF	MH	0.09	0.00
tblVehicleEF	MH	0.51	0.00
tblVehicleEF	MH	0.14	0.09
tblVehicleEF	MH	0.03	0.00

tblVehicleEF	MH	0.40	0.00
tblVehicleEF	MH	0.04	3.7970e-003
tblVehicleEF	MH	0.03	0.00
tblVehicleEF	MH	3.19	0.36
tblVehicleEF	MH	5.84	0.00
tblVehicleEF	MH	1,045.05	951.23
tblVehicleEF	MH	59.49	0.00
tblVehicleEF	MH	1.41	4.26
tblVehicleEF	MH	0.86	0.00
tblVehicleEF	MH	0.13	0.13
tblVehicleEF	MH	0.01	0.02
tblVehicleEF	MH	0.04	0.14
tblVehicleEF	MH	1.1740e-003	0.00
tblVehicleEF	MH	0.06	0.06
tblVehicleEF	MH	3.2230e-003	4.0000e-003
tblVehicleEF	MH	0.04	0.14
tblVehicleEF	MH	1.0790e-003	0.00
tblVehicleEF	MH	2.91	0.00
tblVehicleEF	MH	0.11	0.00
tblVehicleEF	MH	1.21	0.00
tblVehicleEF	MH	0.11	0.08
tblVehicleEF	MH	0.03	0.00
tblVehicleEF	MH	0.34	0.00
tblVehicleEF	MH	0.01	8.9926e-003
tblVehicleEF	MH	6.9700e-004	0.00
tblVehicleEF	MH	2.91	0.00
tblVehicleEF	MH	0.11	0.00

tblVehicleEF	MH	1.21	0.00
tblVehicleEF	MH	0.15	0.09
tblVehicleEF	MH	0.03	0.00
tblVehicleEF	MH	0.38	0.00
tblVehicleEF	MH	0.04	3.7970e-003
tblVehicleEF	MH	0.03	0.00
tblVehicleEF	MH	3.08	0.36
tblVehicleEF	MH	6.36	0.00
tblVehicleEF	MH	1,045.05	951.23
tblVehicleEF	MH	59.49	0.00
tblVehicleEF	MH	1.51	4.46
tblVehicleEF	MH	0.89	0.00
tblVehicleEF	MH	0.13	0.13
tblVehicleEF	MH	0.01	0.02
tblVehicleEF	MH	0.04	0.14
tblVehicleEF	MH	1.1740e-003	0.00
tblVehicleEF	MH	0.06	0.06
tblVehicleEF	MH	3.2230e-003	4.0000e-003
tblVehicleEF	MH	0.04	0.14
tblVehicleEF	MH	1.0790e-003	0.00
tblVehicleEF	MH	1.75	0.00
tblVehicleEF	MH	0.11	0.00
tblVehicleEF	MH	0.53	0.00
tblVehicleEF	MH	0.10	0.08
tblVehicleEF	MH	0.03	0.00
tblVehicleEF	MH	0.37	0.00
tblVehicleEF	MH	0.01	8.9926e-003

tblVehicleEF	MH	7.0600e-004	0.00
tblVehicleEF	MH	1.75	0.00
tblVehicleEF	MH	0.11	0.00
tblVehicleEF	MH	0.53	0.00
tblVehicleEF	MH	0.15	0.09
tblVehicleEF	MH	0.03	0.00
tblVehicleEF	MH	0.40	0.00
tblVehicleEF	MHD	0.02	3.1744e-003
tblVehicleEF	MHD	3.5160e-003	3.4883e-003
tblVehicleEF	MHD	0.05	8.5118e-003
tblVehicleEF	MHD	0.32	0.34
tblVehicleEF	MHD	0.27	0.35
tblVehicleEF	MHD	5.32	0.97
tblVehicleEF	MHD	156.91	69.07
tblVehicleEF	MHD	1,101.52	999.60
tblVehicleEF	MHD	52.43	8.24
tblVehicleEF	MHD	0.60	0.51
tblVehicleEF	MHD	0.99	1.54
tblVehicleEF	MHD	11.88	1.42
tblVehicleEF	MHD	3.8600e-004	1.1814e-003
tblVehicleEF	MHD	0.13	0.13
tblVehicleEF	MHD	0.01	0.01
tblVehicleEF	MHD	5.0030e-003	0.03
tblVehicleEF	MHD	7.6400e-004	9.9655e-005
tblVehicleEF	MHD	3.6900e-004	1.1303e-003
tblVehicleEF	MHD	0.06	0.06
tblVehicleEF	MHD	3.0000e-003	3.0000e-003

tblVehicleEF	MHD	4.7830e-003	0.03
tblVehicleEF	MHD	7.0300e-004	9.1629e-005
tblVehicleEF	MHD	1.2800e-003	5.9283e-004
tblVehicleEF	MHD	0.04	0.02
tblVehicleEF	MHD	0.02	0.02
tblVehicleEF	MHD	6.5100e-004	2.9990e-004
tblVehicleEF	MHD	0.04	0.05
tblVehicleEF	MHD	0.02	0.11
tblVehicleEF	MHD	0.32	0.04
tblVehicleEF	MHD	1.5080e-003	6.5515e-004
tblVehicleEF	MHD	0.01	9.5251e-003
tblVehicleEF	MHD	6.1700e-004	8.1573e-005
tblVehicleEF	MHD	1.2800e-003	5.9283e-004
tblVehicleEF	MHD	0.04	0.02
tblVehicleEF	MHD	0.03	0.02
tblVehicleEF	MHD	6.5100e-004	2.9990e-004
tblVehicleEF	MHD	0.04	0.06
tblVehicleEF	MHD	0.02	0.11
tblVehicleEF	MHD	0.35	0.05
tblVehicleEF	MHD	0.02	3.0169e-003
tblVehicleEF	MHD	3.5800e-003	3.5292e-003
tblVehicleEF	MHD	0.05	8.1178e-003
tblVehicleEF	MHD	0.24	0.28
tblVehicleEF	MHD	0.28	0.36
tblVehicleEF	MHD	4.97	0.91
tblVehicleEF	MHD	166.20	69.79
tblVehicleEF	MHD	1,101.52	999.60

tblVehicleEF	MHD	52.43	8.13
tblVehicleEF	MHD	0.62	0.51
tblVehicleEF	MHD	0.92	1.44
tblVehicleEF	MHD	11.85	1.41
tblVehicleEF	MHD	3.2500e-004	9.9865e-004
tblVehicleEF	MHD	0.13	0.13
tblVehicleEF	MHD	0.01	0.01
tblVehicleEF	MHD	5.0030e-003	0.03
tblVehicleEF	MHD	7.6400e-004	9.9655e-005
tblVehicleEF	MHD	3.1100e-004	9.5545e-004
tblVehicleEF	MHD	0.06	0.06
tblVehicleEF	MHD	3.0000e-003	3.0000e-003
tblVehicleEF	MHD	4.7830e-003	0.03
tblVehicleEF	MHD	7.0300e-004	9.1629e-005
tblVehicleEF	MHD	2.5300e-003	1.1737e-003
tblVehicleEF	MHD	0.05	0.02
tblVehicleEF	MHD	0.02	0.02
tblVehicleEF	MHD	1.5010e-003	6.9414e-004
tblVehicleEF	MHD	0.04	0.05
tblVehicleEF	MHD	0.02	0.11
tblVehicleEF	MHD	0.30	0.04
tblVehicleEF	MHD	1.5950e-003	6.6201e-004
tblVehicleEF	MHD	0.01	9.5252e-003
tblVehicleEF	MHD	6.1100e-004	8.0502e-005
tblVehicleEF	MHD	2.5300e-003	1.1737e-003
tblVehicleEF	MHD	0.05	0.02
tblVehicleEF	MHD	0.03	0.02

tblVehicleEF	MHD	1.5010e-003	6.9414e-004
tblVehicleEF	MHD	0.04	0.06
tblVehicleEF	MHD	0.02	0.11
tblVehicleEF	MHD	0.33	0.05
tblVehicleEF	MHD	0.02	3.4065e-003
tblVehicleEF	MHD	3.5220e-003	3.4913e-003
tblVehicleEF	MHD	0.05	8.4146e-003
tblVehicleEF	MHD	0.45	0.41
tblVehicleEF	MHD	0.27	0.35
tblVehicleEF	MHD	5.23	0.96
tblVehicleEF	MHD	144.06	68.08
tblVehicleEF	MHD	1,101.52	999.60
tblVehicleEF	MHD	52.43	8.22
tblVehicleEF	MHD	0.57	0.51
tblVehicleEF	MHD	0.97	1.51
tblVehicleEF	MHD	11.87	1.42
tblVehicleEF	MHD	4.7000e-004	1.4337e-003
tblVehicleEF	MHD	0.13	0.13
tblVehicleEF	MHD	0.01	0.01
tblVehicleEF	MHD	5.0030e-003	0.03
tblVehicleEF	MHD	7.6400e-004	9.9655e-005
tblVehicleEF	MHD	4.4900e-004	1.3717e-003
tblVehicleEF	MHD	0.06	0.06
tblVehicleEF	MHD	3.0000e-003	3.0000e-003
tblVehicleEF	MHD	4.7830e-003	0.03
tblVehicleEF	MHD	7.0300e-004	9.1629e-005
tblVehicleEF	MHD	1.3890e-003	6.4564e-004

tblVehicleEF	MHD	0.05	0.02
tblVehicleEF	MHD	0.03	0.02
tblVehicleEF	MHD	6.4000e-004	2.9482e-004
tblVehicleEF	MHD	0.04	0.05
tblVehicleEF	MHD	0.02	0.12
tblVehicleEF	MHD	0.32	0.04
tblVehicleEF	MHD	1.3860e-003	6.4563e-004
tblVehicleEF	MHD	0.01	9.5251e-003
tblVehicleEF	MHD	6.1600e-004	8.1312e-005
tblVehicleEF	MHD	1.3890e-003	6.4564e-004
tblVehicleEF	MHD	0.05	0.02
tblVehicleEF	MHD	0.04	0.02
tblVehicleEF	MHD	6.4000e-004	2.9482e-004
tblVehicleEF	MHD	0.04	0.06
tblVehicleEF	MHD	0.02	0.12
tblVehicleEF	MHD	0.35	0.05
tblVehicleEF	OBUS	0.01	9.1482e-003
tblVehicleEF	OBUS	9.9110e-003	8.5444e-003
tblVehicleEF	OBUS	0.03	0.03
tblVehicleEF	OBUS	0.26	0.48
tblVehicleEF	OBUS	0.63	0.98
tblVehicleEF	OBUS	6.27	2.73
tblVehicleEF	OBUS	70.35	66.56
tblVehicleEF	OBUS	1,121.50	1,475.42
tblVehicleEF	OBUS	70.70	21.88
tblVehicleEF	OBUS	0.28	0.29
tblVehicleEF	OBUS	0.97	1.13

tblVehicleEF	OBUS	1.93	0.61
tblVehicleEF	OBUS	6.4000e-005	5.0004e-004
tblVehicleEF	OBUS	0.13	0.13
tblVehicleEF	OBUS	0.01	0.01
tblVehicleEF	OBUS	4.6440e-003	0.01
tblVehicleEF	OBUS	9.2900e-004	2.3022e-004
tblVehicleEF	OBUS	6.1000e-005	4.7841e-004
tblVehicleEF	OBUS	0.06	0.06
tblVehicleEF	OBUS	3.0000e-003	3.0000e-003
tblVehicleEF	OBUS	4.4220e-003	0.01
tblVehicleEF	OBUS	8.5400e-004	2.1168e-004
tblVehicleEF	OBUS	2.1800e-003	2.7868e-003
tblVehicleEF	OBUS	0.02	0.03
tblVehicleEF	OBUS	0.04	0.05
tblVehicleEF	OBUS	9.3100e-004	1.1432e-003
tblVehicleEF	OBUS	0.04	0.06
tblVehicleEF	OBUS	0.05	0.31
tblVehicleEF	OBUS	0.38	0.13
tblVehicleEF	OBUS	6.8400e-004	6.3587e-004
tblVehicleEF	OBUS	0.01	0.01
tblVehicleEF	OBUS	8.1700e-004	2.1653e-004
tblVehicleEF	OBUS	2.1800e-003	2.7868e-003
tblVehicleEF	OBUS	0.02	0.03
tblVehicleEF	OBUS	0.05	0.07
tblVehicleEF	OBUS	9.3100e-004	1.1432e-003
tblVehicleEF	OBUS	0.06	0.07
tblVehicleEF	OBUS	0.05	0.31

tblVehicleEF	OBUS	0.42	0.14
tblVehicleEF	OBUS	0.01	9.2023e-003
tblVehicleEF	OBUS	0.01	8.7764e-003
tblVehicleEF	OBUS	0.03	0.02
tblVehicleEF	OBUS	0.26	0.47
tblVehicleEF	OBUS	0.65	1.01
tblVehicleEF	OBUS	5.74	2.51
tblVehicleEF	OBUS	73.50	66.43
tblVehicleEF	OBUS	1,121.50	1,475.46
tblVehicleEF	OBUS	70.70	21.50
tblVehicleEF	OBUS	0.29	0.28
tblVehicleEF	OBUS	0.90	1.04
tblVehicleEF	OBUS	1.88	0.60
tblVehicleEF	OBUS	5.4000e-005	4.2493e-004
tblVehicleEF	OBUS	0.13	0.13
tblVehicleEF	OBUS	0.01	0.01
tblVehicleEF	OBUS	4.6440e-003	0.01
tblVehicleEF	OBUS	9.2900e-004	2.3022e-004
tblVehicleEF	OBUS	5.1000e-005	4.0655e-004
tblVehicleEF	OBUS	0.06	0.06
tblVehicleEF	OBUS	3.0000e-003	3.0000e-003
tblVehicleEF	OBUS	4.4220e-003	0.01
tblVehicleEF	OBUS	8.5400e-004	2.1168e-004
tblVehicleEF	OBUS	4.2350e-003	5.4314e-003
tblVehicleEF	OBUS	0.02	0.03
tblVehicleEF	OBUS	0.03	0.05
tblVehicleEF	OBUS	2.1330e-003	2.6364e-003

tblVehicleEF	OBUS	0.05	0.06
tblVehicleEF	OBUS	0.05	0.31
tblVehicleEF	OBUS	0.36	0.12
tblVehicleEF	OBUS	7.1400e-004	6.3458e-004
tblVehicleEF	OBUS	0.01	0.01
tblVehicleEF	OBUS	8.0800e-004	2.1273e-004
tblVehicleEF	OBUS	4.2350e-003	5.4314e-003
tblVehicleEF	OBUS	0.02	0.03
tblVehicleEF	OBUS	0.05	0.07
tblVehicleEF	OBUS	2.1330e-003	2.6364e-003
tblVehicleEF	OBUS	0.06	0.08
tblVehicleEF	OBUS	0.05	0.31
tblVehicleEF	OBUS	0.40	0.14
tblVehicleEF	OBUS	0.01	9.1126e-003
tblVehicleEF	OBUS	9.9380e-003	8.5701e-003
tblVehicleEF	OBUS	0.03	0.03
tblVehicleEF	OBUS	0.28	0.49
tblVehicleEF	OBUS	0.63	0.99
tblVehicleEF	OBUS	6.22	2.71
tblVehicleEF	OBUS	66.00	66.75
tblVehicleEF	OBUS	1,121.50	1,475.42
tblVehicleEF	OBUS	70.70	21.85
tblVehicleEF	OBUS	0.27	0.30
tblVehicleEF	OBUS	0.96	1.11
tblVehicleEF	OBUS	1.91	0.61
tblVehicleEF	OBUS	7.7000e-005	6.0376e-004
tblVehicleEF	OBUS	0.13	0.13

tblVehicleEF	OBUS	0.01	0.01
tblVehicleEF	OBUS	4.6440e-003	0.01
tblVehicleEF	OBUS	9.2900e-004	2.3022e-004
tblVehicleEF	OBUS	7.4000e-005	5.7764e-004
tblVehicleEF	OBUS	0.06	0.06
tblVehicleEF	OBUS	3.0000e-003	3.0000e-003
tblVehicleEF	OBUS	4.4220e-003	0.01
tblVehicleEF	OBUS	8.5400e-004	2.1168e-004
tblVehicleEF	OBUS	2.3200e-003	3.0071e-003
tblVehicleEF	OBUS	0.02	0.03
tblVehicleEF	OBUS	0.04	0.05
tblVehicleEF	OBUS	9.4100e-004	1.1537e-003
tblVehicleEF	OBUS	0.04	0.06
tblVehicleEF	OBUS	0.05	0.33
tblVehicleEF	OBUS	0.38	0.13
tblVehicleEF	OBUS	6.4200e-004	6.3764e-004
tblVehicleEF	OBUS	0.01	0.01
tblVehicleEF	OBUS	8.1600e-004	2.1619e-004
tblVehicleEF	OBUS	2.3200e-003	3.0071e-003
tblVehicleEF	OBUS	0.02	0.03
tblVehicleEF	OBUS	0.05	0.06
tblVehicleEF	OBUS	9.4100e-004	1.1537e-003
tblVehicleEF	OBUS	0.06	0.08
tblVehicleEF	OBUS	0.05	0.33
tblVehicleEF	OBUS	0.42	0.14
tblVehicleEF	SBUS	0.84	0.04
tblVehicleEF	SBUS	0.01	6.8547e-003

tblVehicleEF	SBUS	0.07	4.0772e-003
tblVehicleEF	SBUS	5.71	1.90
tblVehicleEF	SBUS	0.65	0.58
tblVehicleEF	SBUS	5.33	0.55
tblVehicleEF	SBUS	1,258.13	336.22
tblVehicleEF	SBUS	1,136.31	1,128.72
tblVehicleEF	SBUS	37.11	3.21
tblVehicleEF	SBUS	11.70	3.35
tblVehicleEF	SBUS	4.77	5.07
tblVehicleEF	SBUS	15.02	0.95
tblVehicleEF	SBUS	0.01	4.0347e-003
tblVehicleEF	SBUS	0.74	0.74
tblVehicleEF	SBUS	0.01	0.01
tblVehicleEF	SBUS	0.03	0.03
tblVehicleEF	SBUS	5.1700e-004	2.9951e-005
tblVehicleEF	SBUS	0.01	3.8601e-003
tblVehicleEF	SBUS	0.32	0.32
tblVehicleEF	SBUS	2.7560e-003	2.7657e-003
tblVehicleEF	SBUS	0.03	0.03
tblVehicleEF	SBUS	4.7500e-004	2.7538e-005
tblVehicleEF	SBUS	2.9260e-003	7.3837e-004
tblVehicleEF	SBUS	0.02	5.5395e-003
tblVehicleEF	SBUS	0.68	0.20
tblVehicleEF	SBUS	1.3050e-003	3.4812e-004
tblVehicleEF	SBUS	0.11	0.10
tblVehicleEF	SBUS	9.3510e-003	0.04
tblVehicleEF	SBUS	0.27	0.02

tblVehicleEF	SBUS	0.01	3.1957e-003
tblVehicleEF	SBUS	0.01	0.01
tblVehicleEF	SBUS	4.6300e-004	3.1783e-005
tblVehicleEF	SBUS	2.9260e-003	7.3837e-004
tblVehicleEF	SBUS	0.02	5.5395e-003
tblVehicleEF	SBUS	0.97	0.28
tblVehicleEF	SBUS	1.3050e-003	3.4812e-004
tblVehicleEF	SBUS	0.13	0.11
tblVehicleEF	SBUS	9.3510e-003	0.04
tblVehicleEF	SBUS	0.30	0.03
tblVehicleEF	SBUS	0.84	0.04
tblVehicleEF	SBUS	0.01	6.9393e-003
tblVehicleEF	SBUS	0.06	3.3785e-003
tblVehicleEF	SBUS	5.56	1.86
tblVehicleEF	SBUS	0.66	0.59
tblVehicleEF	SBUS	3.65	0.39
tblVehicleEF	SBUS	1,322.00	344.13
tblVehicleEF	SBUS	1,136.31	1,128.74
tblVehicleEF	SBUS	37.11	2.94
tblVehicleEF	SBUS	12.08	3.42
tblVehicleEF	SBUS	4.47	4.75
tblVehicleEF	SBUS	14.99	0.95
tblVehicleEF	SBUS	0.01	3.4093e-003
tblVehicleEF	SBUS	0.74	0.74
tblVehicleEF	SBUS	0.01	0.01
tblVehicleEF	SBUS	0.03	0.03
tblVehicleEF	SBUS	5.1700e-004	2.9951e-005

tblVehicleEF	SBUS	9.6490e-003	3.2619e-003
tblVehicleEF	SBUS	0.32	0.32
tblVehicleEF	SBUS	2.7560e-003	2.7657e-003
tblVehicleEF	SBUS	0.03	0.03
tblVehicleEF	SBUS	4.7500e-004	2.7538e-005
tblVehicleEF	SBUS	5.6170e-003	1.3276e-003
tblVehicleEF	SBUS	0.02	5.8525e-003
tblVehicleEF	SBUS	0.67	0.20
tblVehicleEF	SBUS	2.8800e-003	6.7376e-004
tblVehicleEF	SBUS	0.11	0.10
tblVehicleEF	SBUS	8.5310e-003	0.03
tblVehicleEF	SBUS	0.22	0.02
tblVehicleEF	SBUS	0.01	3.2705e-003
tblVehicleEF	SBUS	0.01	0.01
tblVehicleEF	SBUS	4.3500e-004	2.9141e-005
tblVehicleEF	SBUS	5.6170e-003	1.3276e-003
tblVehicleEF	SBUS	0.02	5.8525e-003
tblVehicleEF	SBUS	0.97	0.28
tblVehicleEF	SBUS	2.8800e-003	6.7376e-004
tblVehicleEF	SBUS	0.13	0.12
tblVehicleEF	SBUS	8.5310e-003	0.03
tblVehicleEF	SBUS	0.24	0.02
tblVehicleEF	SBUS	0.84	0.04
tblVehicleEF	SBUS	0.01	6.8505e-003
tblVehicleEF	SBUS	0.07	4.1761e-003
tblVehicleEF	SBUS	5.91	1.95
tblVehicleEF	SBUS	0.65	0.58

tblVehicleEF	SBUS	5.37	0.57
tblVehicleEF	SBUS	1,169.92	325.30
tblVehicleEF	SBUS	1,136.31	1,128.72
tblVehicleEF	SBUS	37.11	3.24
tblVehicleEF	SBUS	11.19	3.26
tblVehicleEF	SBUS	4.69	4.99
tblVehicleEF	SBUS	15.02	0.95
tblVehicleEF	SBUS	0.01	4.8982e-003
tblVehicleEF	SBUS	0.74	0.74
tblVehicleEF	SBUS	0.01	0.01
tblVehicleEF	SBUS	0.03	0.03
tblVehicleEF	SBUS	5.1700e-004	2.9951e-005
tblVehicleEF	SBUS	0.01	4.6863e-003
tblVehicleEF	SBUS	0.32	0.32
tblVehicleEF	SBUS	2.7560e-003	2.7657e-003
tblVehicleEF	SBUS	0.03	0.03
tblVehicleEF	SBUS	4.7500e-004	2.7538e-005
tblVehicleEF	SBUS	2.9580e-003	7.2630e-004
tblVehicleEF	SBUS	0.02	5.8802e-003
tblVehicleEF	SBUS	0.68	0.20
tblVehicleEF	SBUS	1.2820e-003	3.5327e-004
tblVehicleEF	SBUS	0.11	0.10
tblVehicleEF	SBUS	0.01	0.05
tblVehicleEF	SBUS	0.28	0.02
tblVehicleEF	SBUS	0.01	3.0925e-003
tblVehicleEF	SBUS	0.01	0.01
tblVehicleEF	SBUS	4.6400e-004	3.2075e-005

tblVehicleEF	SBUS	2.9580e-003	7.2630e-004
tblVehicleEF	SBUS	0.02	5.8802e-003
tblVehicleEF	SBUS	0.98	0.28
tblVehicleEF	SBUS	1.2820e-003	3.5327e-004
tblVehicleEF	SBUS	0.13	0.11
tblVehicleEF	SBUS	0.01	0.05
tblVehicleEF	SBUS	0.31	0.03
tblVehicleEF	UBUS	1.83	4.19
tblVehicleEF	UBUS	0.08	0.02
tblVehicleEF	UBUS	9.26	32.67
tblVehicleEF	UBUS	14.34	1.43
tblVehicleEF	UBUS	1,846.39	1,724.94
tblVehicleEF	UBUS	136.37	16.90
tblVehicleEF	UBUS	5.87	0.37
tblVehicleEF	UBUS	13.57	0.17
tblVehicleEF	UBUS	0.52	0.08
tblVehicleEF	UBUS	0.01	0.03
tblVehicleEF	UBUS	0.07	2.6830e-003
tblVehicleEF	UBUS	1.4030e-003	1.8942e-004
tblVehicleEF	UBUS	0.22	0.03
tblVehicleEF	UBUS	3.0000e-003	6.3128e-003
tblVehicleEF	UBUS	0.06	2.5514e-003
tblVehicleEF	UBUS	1.2900e-003	1.7416e-004
tblVehicleEF	UBUS	8.0860e-003	1.5317e-003
tblVehicleEF	UBUS	0.11	8.4711e-003
tblVehicleEF	UBUS	3.9450e-003	6.5234e-004
tblVehicleEF	UBUS	0.61	0.06

tblVehicleEF	UBUS	0.02	0.04
tblVehicleEF	UBUS	1.15	0.06
tblVehicleEF	UBUS	0.01	3.8821e-003
tblVehicleEF	UBUS	1.6240e-003	1.6724e-004
tblVehicleEF	UBUS	8.0860e-003	1.5317e-003
tblVehicleEF	UBUS	0.11	8.4711e-003
tblVehicleEF	UBUS	3.9450e-003	6.5234e-004
tblVehicleEF	UBUS	2.50	4.28
tblVehicleEF	UBUS	0.02	0.04
tblVehicleEF	UBUS	1.25	0.07
tblVehicleEF	UBUS	1.83	4.19
tblVehicleEF	UBUS	0.08	0.01
tblVehicleEF	UBUS	9.36	32.67
tblVehicleEF	UBUS	11.74	1.17
tblVehicleEF	UBUS	1,846.39	1,724.94
tblVehicleEF	UBUS	136.37	16.47
tblVehicleEF	UBUS	5.45	0.37
tblVehicleEF	UBUS	13.45	0.16
tblVehicleEF	UBUS	0.52	0.08
tblVehicleEF	UBUS	0.01	0.03
tblVehicleEF	UBUS	0.07	2.6830e-003
tblVehicleEF	UBUS	1.4030e-003	1.8942e-004
tblVehicleEF	UBUS	0.22	0.03
tblVehicleEF	UBUS	3.0000e-003	6.3128e-003
tblVehicleEF	UBUS	0.06	2.5514e-003
tblVehicleEF	UBUS	1.2900e-003	1.7416e-004
tblVehicleEF	UBUS	0.02	2.9018e-003

tblVehicleEF	UBUS	0.14	0.01
tblVehicleEF	UBUS	9.3320e-003	1.4773e-003
tblVehicleEF	UBUS	0.62	0.06
tblVehicleEF	UBUS	0.02	0.04
tblVehicleEF	UBUS	1.02	0.06
tblVehicleEF	UBUS	0.01	3.8821e-003
tblVehicleEF	UBUS	1.5790e-003	1.6303e-004
tblVehicleEF	UBUS	0.02	2.9018e-003
tblVehicleEF	UBUS	0.14	0.01
tblVehicleEF	UBUS	9.3320e-003	1.4773e-003
tblVehicleEF	UBUS	2.52	4.28
tblVehicleEF	UBUS	0.02	0.04
tblVehicleEF	UBUS	1.12	0.06
tblVehicleEF	UBUS	1.83	4.19
tblVehicleEF	UBUS	0.08	0.02
tblVehicleEF	UBUS	9.27	32.67
tblVehicleEF	UBUS	13.86	1.39
tblVehicleEF	UBUS	1,846.39	1,724.94
tblVehicleEF	UBUS	136.37	16.85
tblVehicleEF	UBUS	5.76	0.37
tblVehicleEF	UBUS	13.55	0.16
tblVehicleEF	UBUS	0.52	0.08
tblVehicleEF	UBUS	0.01	0.03
tblVehicleEF	UBUS	0.07	2.6830e-003
tblVehicleEF	UBUS	1.4030e-003	1.8942e-004
tblVehicleEF	UBUS	0.22	0.03
tblVehicleEF	UBUS	3.0000e-003	6.3128e-003

tblVehicleEF	UBUS	0.06	2.5514e-003
tblVehicleEF	UBUS	1.2900e-003	1.7416e-004
tblVehicleEF	UBUS	9.2250e-003	1.6222e-003
tblVehicleEF	UBUS	0.14	9.7128e-003
tblVehicleEF	UBUS	4.1190e-003	6.4835e-004
tblVehicleEF	UBUS	0.61	0.06
tblVehicleEF	UBUS	0.03	0.04
tblVehicleEF	UBUS	1.13	0.06
tblVehicleEF	UBUS	0.01	3.8821e-003
tblVehicleEF	UBUS	1.6160e-003	1.6670e-004
tblVehicleEF	UBUS	9.2250e-003	1.6222e-003
tblVehicleEF	UBUS	0.14	9.7128e-003
tblVehicleEF	UBUS	4.1190e-003	6.4835e-004
tblVehicleEF	UBUS	2.50	4.28
tblVehicleEF	UBUS	0.03	0.04
tblVehicleEF	UBUS	1.24	0.07
tblVehicleTrips	CNW_TTP	41.00	0.00
tblVehicleTrips	CNW_TTP	41.00	0.00
tblVehicleTrips	CW_TL	16.60	14.00
tblVehicleTrips	CW_TL	16.60	14.00
tblVehicleTrips	CW_TTP	59.00	100.00
tblVehicleTrips	CW_TTP	59.00	100.00
tblVehicleTrips	DV_TP	5.00	0.00
tblVehicleTrips	DV_TP	5.00	0.00
tblVehicleTrips	PB_TP	3.00	0.00
tblVehicleTrips	PB_TP	3.00	0.00
tblVehicleTrips	PR_TP	92.00	100.00

tblVehicleTrips	PR_TP	92.00	100.00
tblVehicleTrips	ST_TR	1.68	1.44
tblVehicleTrips	ST_TR	1.68	1.18
tblVehicleTrips	SU_TR	1.68	1.44
tblVehicleTrips	SU_TR	1.68	1.18
tblVehicleTrips	WD_TR	1.68	1.44
tblVehicleTrips	WD_TR	1.68	1.18
tblWater	IndoorWaterUseRate	51,728,312.50	0.00
tblWater	IndoorWaterUseRate	206,915,562.50	34,675,000.00

2.0 Emissions Summary

2.1 Overall Construction (Maximum Daily Emission)

Unmitigated Construction

	ROG	NOx	CO	SO2	Fugitive PM10	Exhaust PM10	PM10 Total	Fugitive PM2.5	Exhaust PM2.5	PM2.5 Total	Bio- CO2	NBio- CO2	Total CO2	CH4	N2O	CO2e
Year	lb/day										lb/day					
2020	0.0000	0.0000	0.0000	0.0000	0.0000	0.0000	0.0000	0.0000	0.0000	0.0000	0.0000	0.0000	0.0000	0.0000	0.0000	0.0000
Maximum	**0.0000**	**0.0000**	**0.0000**	**0.0000**	**0.0000**	**0.0000**	**0.0000**	**0.0000**	**0.0000**	**0.0000**	**0.0000**	**0.0000**	**0.0000**	**0.0000**	**0.0000**	**0.0000**

Mitigated Construction

	ROG	NOx	CO	SO2	Fugitive PM10	Exhaust PM10	PM10 Total	Fugitive PM2.5	Exhaust PM2.5	PM2.5 Total	Bio- CO2	NBio- CO2	Total CO2	CH4	N2O	CO2e
Year	lb/day										lb/day					
2020	0.0000	0.0000	0.0000	0.0000	0.0000	0.0000	0.0000	0.0000	0.0000	0.0000	0.0000	0.0000	0.0000	0.0000	0.0000	0.0000
Maximum	**0.0000**	**0.0000**	**0.0000**	**0.0000**	**0.0000**	**0.0000**	**0.0000**	**0.0000**	**0.0000**	**0.0000**	**0.0000**	**0.0000**	**0.0000**	**0.0000**	**0.0000**	**0.0000**

	ROG	**NOx**	**CO**	**SO2**	**Fugitive PM10**	**Exhaust PM10**	**PM10 Total**	**Fugitive PM2.5**	**Exhaust PM2.5**	**PM2.5 Total**	**Bio- CO2**	**NBio-CO2**	**Total CO2**	**CH4**	**N20**	**CO2e**
Percent Reduction	**0.00**	**0.00**	**0.00**	**0.00**	**0.00**	**0.00**	**0.00**	**0.00**	**0.00**	**0.00**	**0.00**	**0.00**	**0.00**	**0.00**	**0.00**	**0.00**

2.2 Overall Operational

Unmitigated Operational

	ROG	NOx	CO	SO2	Fugitive PM10	Exhaust PM10	PM10 Total	Fugitive PM2.5	Exhaust PM2.5	PM2.5 Total	Bio- CO2	NBio- CO2	Total CO2	CH4	N2O	CO2e
Category	lb/day										lb/day					
Area	25.4146	1.8900e-003	0.2075	2.0000e-005		7.4000e-004	7.4000e-004		7.4000e-004	7.4000e-004		0.4441	0.4441	1.1700e-003		0.4734
Energy	0.3958	3.5978	3.0222	0.0216		0.2734	0.2734		0.2734	0.2734		4,317.3818	4,317.3818	0.0828	0.0792	4,343.0378
Mobile	3.8164	3.1159	48.2520	0.1373	14.6558	0.0704	14.7262	3.8851	0.0648	3.9499		13,877.0278	13,877.0278	0.3273		13,885.2112
Offroad	0.4881	5.0705	3.0344	0.0127		0.1750	0.1750		0.1610	0.1610		1,227.1509	1,227.1509	0.3969		1,237.0731
Total	**30.1149**	**11.7861**	**54.5161**	**0.1716**	**14.6558**	**0.5195**	**15.1753**	**3.8851**	**0.5000**	**4.3850**		**19,422.0046**	**19,422.0046**	**0.8082**	**0.0792**	**19,465.7955**

2.2 Overall Operational

Mitigated Operational

	ROG	NOx	CO	SO2	Fugitive PM10	Exhaust PM10	PM10 Total	Fugitive PM2.5	Exhaust PM2.5	PM2.5 Total	Bio- CO2	NBio- CO2	Total CO2	CH4	N2O	CO2e
Category	lb/day										lb/day					
Area	25.4146	1.8900e-003	0.2075	2.0000e-005		7.4000e-004	7.4000e-004		7.4000e-004	7.4000e-004		0.4441	0.4441	1.1700e-003		0.4734
Energy	0.3958	3.5978	3.0222	0.0216		0.2734	0.2734		0.2734	0.2734		4,317.3818	4,317.3818	0.0828	0.0792	4,343.0378
Mobile	3.8164	3.1159	48.2520	0.1373	14.6558	0.0704	14.7262	3.8851	0.0648	3.9499		13,877.0278	13,877.0278	0.3273		13,885.2112
Offroad	0.4881	5.0705	3.0344	0.0127		0.1750	0.1750		0.1610	0.1610		1,227.1509	1,227.1509	0.3969		1,237.0731
Total	**30.1149**	**11.7861**	**54.5161**	**0.1716**	**14.6558**	**0.5195**	**15.1753**	**3.8851**	**0.5000**	**4.3850**		**19,422.0046**	**19,422.0046**	**0.8082**	**0.0792**	**19,465.7955**

	ROG	NOx	CO	SO2	Fugitive PM10	Exhaust PM10	PM10 Total	Fugitive PM2.5	Exhaust PM2.5	PM2.5 Total	Bio- CO2	NBio-CO2	Total CO2	CH4	N20	CO2e
Percent Reduction	**0.00**	**0.00**	**0.00**	**0.00**	**0.00**	**0.00**	**0.00**	**0.00**	**0.00**	**0.00**	**0.00**	**0.00**	**0.00**	**0.00**	**0.00**	**0.00**

3.0 Construction Detail

Construction Phase

Phase Number	Phase Name	Phase Type	Start Date	End Date	Num Days Week	Num Days	Phase Description
1	Demolition	Demolition	4/1/2020	4/1/2020	5	1	

Acres of Grading (Site Preparation Phase): 0

Acres of Grading (Grading Phase): 0

Acres of Paving: 21.82

Residential Indoor: 0; Residential Outdoor: 0; Non-Residential Indoor: 0; Non-Residential Outdoor: 0; Striped Parking Area: 0 (Architectural Coating – sqft)

OffRoad Equipment

Phase Name	Offroad Equipment Type	Amount	Usage Hours	Horse Power	Load Factor
Demolition	Concrete/Industrial Saws	0	8.00	81	0.73
Demolition	Excavators	0	8.00	158	0.38
Demolition	Rubber Tired Dozers	0	8.00	247	0.40

Trips and VMT

Phase Name	Offroad Equipment Count	Worker Trip Number	Vendor Trip Number	Hauling Trip Number	Worker Trip Length	Vendor Trip Length	Hauling Trip Length	Worker Vehicle Class	Vendor Vehicle Class	Hauling Vehicle Class
Demolition	0	0.00	0.00	0.00	14.70	6.90	20.00	LD_Mix	HDT_Mix	HHDT

3.1 Mitigation Measures Construction

3.2 Demolition - 2020

Unmitigated Construction On-Site

	ROG	NOx	CO	SO2	Fugitive PM10	Exhaust PM10	PM10 Total	Fugitive PM2.5	Exhaust PM2.5	PM2.5 Total	Bio- CO2	NBio- CO2	Total CO2	CH4	N2O	CO2e
Category	lb/day										lb/day					
Off-Road	0.0000	0.0000	0.0000	0.0000		0.0000	0.0000		0.0000	0.0000		0.0000	0.0000	0.0000		0.0000
Total	**0.0000**	**0.0000**	**0.0000**	**0.0000**		**0.0000**	**0.0000**		**0.0000**	**0.0000**		**0.0000**	**0.0000**	**0.0000**		**0.0000**

Unmitigated Construction Off-Site

	ROG	NOx	CO	SO2	Fugitive PM10	Exhaust PM10	PM10 Total	Fugitive PM2.5	Exhaust PM2.5	PM2.5 Total	Bio- CO2	NBio- CO2	Total CO2	CH4	N2O	CO2e
Category	lb/day										lb/day					
Hauling	0.0000	0.0000	0.0000	0.0000	0.0000	0.0000	0.0000	0.0000	0.0000	0.0000		0.0000	0.0000	0.0000		0.0000
Vendor	0.0000	0.0000	0.0000	0.0000	0.0000	0.0000	0.0000	0.0000	0.0000	0.0000		0.0000	0.0000	0.0000		0.0000
Worker	0.0000	0.0000	0.0000	0.0000	0.0000	0.0000	0.0000	0.0000	0.0000	0.0000		0.0000	0.0000	0.0000		0.0000
Total	**0.0000**	**0.0000**	**0.0000**	**0.0000**	**0.0000**	**0.0000**	**0.0000**	**0.0000**	**0.0000**	**0.0000**		**0.0000**	**0.0000**	**0.0000**		**0.0000**

3.2 Demolition - 2020

Mitigated Construction On-Site

	ROG	NOx	CO	SO2	Fugitive PM10	Exhaust PM10	PM10 Total	Fugitive PM2.5	Exhaust PM2.5	PM2.5 Total	Bio- CO2	NBio- CO2	Total CO2	CH4	N2O	CO2e
Category	lb/day										lb/day					
Off-Road	0.0000	0.0000	0.0000	0.0000		0.0000	0.0000		0.0000	0.0000	0.0000	0.0000	0.0000	0.0000		0.0000
Total	**0.0000**	**0.0000**	**0.0000**	**0.0000**		**0.0000**	**0.0000**		**0.0000**	**0.0000**	**0.0000**	**0.0000**	**0.0000**	**0.0000**		**0.0000**

Mitigated Construction Off-Site

	ROG	NOx	CO	SO2	Fugitive PM10	Exhaust PM10	PM10 Total	Fugitive PM2.5	Exhaust PM2.5	PM2.5 Total	Bio- CO2	NBio- CO2	Total CO2	CH4	N2O	CO2e
Category	lb/day										lb/day					
Hauling	0.0000	0.0000	0.0000	0.0000	0.0000	0.0000	0.0000	0.0000	0.0000	0.0000		0.0000	0.0000	0.0000		0.0000
Vendor	0.0000	0.0000	0.0000	0.0000	0.0000	0.0000	0.0000	0.0000	0.0000	0.0000		0.0000	0.0000	0.0000		0.0000
Worker	0.0000	0.0000	0.0000	0.0000	0.0000	0.0000	0.0000	0.0000	0.0000	0.0000		0.0000	0.0000	0.0000		0.0000
Total	**0.0000**	**0.0000**	**0.0000**	**0.0000**	**0.0000**	**0.0000**	**0.0000**	**0.0000**	**0.0000**	**0.0000**		**0.0000**	**0.0000**	**0.0000**		**0.0000**

4.0 Operational Detail - Mobile

4.1 Mitigation Measures Mobile

	ROG	NOx	CO	SO2	Fugitive PM10	Exhaust PM10	PM10 Total	Fugitive PM2.5	Exhaust PM2.5	PM2.5 Total	Bio- CO2	NBio- CO2	Total CO2	CH4	N2O	CO2e
Category	lb/day										lb/day					
Mitigated	3.8164	3.1159	48.2520	0.1373	14.6558	0.0704	14.7262	3.8851	0.0648	3.9499		13,877.0278	13,877.0278	0.3273		13,885.2112
Unmitigated	3.8164	3.1159	48.2520	0.1373	14.6558	0.0704	14.7262	3.8851	0.0648	3.9499		13,877.0278	13,877.0278	0.3273		13,885.2112

4.2 Trip Summary Information

	Average Daily Trip Rate			Unmitigated	Mitigated
Land Use	Weekday	Saturday	Sunday	Annual VMT	Annual VMT
Other Non-Asphalt Surfaces	0.00	0.00	0.00		
Parking Lot	0.00	0.00	0.00		
Refrigerated Warehouse-No Rail	322.11	322.11	322.11	1,641,491	1,641,491
Unrefrigerated Warehouse-No Rail	1,055.83	1,055.83	1055.83	5,380,503	5,380,503
Total	1,377.94	1,377.94	1,377.94	7,021,993	7,021,993

4.3 Trip Type Information

	Miles			Trip %			Trip Purpose %		
Land Use	H-W or C-W	H-S or C-C	H-O or C-NW	H-W or C-W	H-S or C-C	H-O or C-NW	Primary	Diverted	Pass-by
Other Non-Asphalt Surfaces	16.60	8.40	6.90	0.00	0.00	0.00	0	0	0
Parking Lot	16.60	8.40	6.90	0.00	0.00	0.00	0	0	0
Refrigerated Warehouse-No Rail	14.00	8.40	6.90	100.00	0.00	0.00	100	0	0
Unrefrigerated Warehouse-No Rail	14.00	8.40	6.90	100.00	0.00	0.00	100	0	0

4.4 Fleet Mix

Land Use	LDA	LDT1	LDT2	MDV	LHD1	LHD2	MHD	HHD	OBUS	UBUS	MCY	SBUS	MH
Other Non-Asphalt Surfaces	0.553113	0.036408	0.180286	0.116335	0.016165	0.005101	0.018218	0.063797	0.001357	0.001565	0.005903	0.000808	0.000944
Parking Lot	0.553113	0.036408	0.180286	0.116335	0.016165	0.005101	0.018218	0.063797	0.001357	0.001565	0.005903	0.000808	0.000944
Refrigerated Warehouse-No Rail	0.624181	0.041086	0.203450	0.131283	0.000000	0.000000	0.000000	0.000000	0.000000	0.000000	0.000000	0.000000	0.000000
Unrefrigerated Warehouse-No Rail	0.624181	0.041086	0.203450	0.131283	0.000000	0.000000	0.000000	0.000000	0.000000	0.000000	0.000000	0.000000	0.000000

5.0 Energy Detail

Historical Energy Use: N

5.1 Mitigation Measures Energy

	ROG	NOx	CO	SO2	Fugitive PM10	Exhaust PM10	PM10 Total	Fugitive PM2.5	Exhaust PM2.5	PM2.5 Total	Bio- CO2	NBio- CO2	Total CO2	CH4	N2O	CO2e
Category	lb/day										lb/day					
NaturalGas Mitigated	0.3958	3.5978	3.0222	0.0216		0.2734	0.2734		0.2734	0.2734		4,317.3818	4,317.3818	0.0828	0.0792	4,343.0378
NaturalGas Unmitigated	0.3958	3.5978	3.0222	0.0216		0.2734	0.2734		0.2734	0.2734		4,317.3818	4,317.3818	0.0828	0.0792	4,343.0378

5.2 Energy by Land Use - NaturalGas

Unmitigated

	NaturalGas Use	ROG	NOx	CO	SO2	Fugitive PM10	Exhaust PM10	PM10 Total	Fugitive PM2.5	Exhaust PM2.5	PM2.5 Total	Bio- CO2	NBio- CO2	Total CO2	CH4	N2O	CO2e
Land Use	kBTU/yr	lb/day										lb/day					
Other Non-Asphalt Surfaces	0	0.0000	0.0000	0.0000	0.0000		0.0000	0.0000		0.0000	0.0000		0.0000	0.0000	0.0000	0.0000	0.0000
Parking Lot	0	0.0000	0.0000	0.0000	0.0000		0.0000	0.0000		0.0000	0.0000		0.0000	0.0000	0.0000	0.0000	0.0000
Refrigerated Warehouse-No Rail	31721.4	0.3421	3.1099	2.6124	0.0187		0.2364	0.2364		0.2364	0.2364		3,731.9252	3,731.9252	0.0715	0.0684	3,754.1022
Unrefrigerated Warehouse-No Rail	4976.38	0.0537	0.4879	0.4098	2.9300e-003		0.0371	0.0371		0.0371	0.0371		585.4566	585.4566	0.0112	0.0107	588.9357
Total		**0.3958**	**3.5978**	**3.0222**	**0.0216**		**0.2734**	**0.2734**		**0.2734**	**0.2734**		**4,317.3818**	**4,317.3818**	**0.0828**	**0.0792**	**4,343.0378**

5.2 Energy by Land Use - NaturalGas

Mitigated

	NaturalGas Use	ROG	NOx	CO	SO2	Fugitive PM10	Exhaust PM10	PM10 Total	Fugitive PM2.5	Exhaust PM2.5	PM2.5 Total	Bio- CO2	NBio- CO2	Total CO2	CH4	N2O	CO2e
Land Use	kBTU/yr	lb/day										lb/day					
Other Non-Asphalt Surfaces	0	0.0000	0.0000	0.0000	0.0000		0.0000	0.0000		0.0000	0.0000		0.0000	0.0000	0.0000	0.0000	0.0000
Parking Lot	0	0.0000	0.0000	0.0000	0.0000		0.0000	0.0000		0.0000	0.0000		0.0000	0.0000	0.0000	0.0000	0.0000
Refrigerated Warehouse-No Rail	31.7214	0.3421	3.1099	2.6124	0.0187		0.2364	0.2364		0.2364	0.2364		3,731.9252	3,731.9252	0.0715	0.0684	3,754.1022
Unrefrigerated Warehouse-No Rail	4.97638	0.0537	0.4879	0.4098	2.9300e-003		0.0371	0.0371		0.0371	0.0371		585.4566	585.4566	0.0112	0.0107	588.9357
Total		**0.3958**	**3.5978**	**3.0222**	**0.0216**		**0.2734**	**0.2734**		**0.2734**	**0.2734**		**4,317.3818**	**4,317.3818**	**0.0828**	**0.0792**	**4,343.0378**

6.0 Area Detail

6.1 Mitigation Measures Area

	ROG	NOx	CO	SO2	Fugitive PM10	Exhaust PM10	PM10 Total	Fugitive PM2.5	Exhaust PM2.5	PM2.5 Total	Bio- CO2	NBio- CO2	Total CO2	CH4	N2O	CO2e
Category	lb/day										lb/day					
Mitigated	25.4146	1.8900e-003	0.2075	2.0000e-005		7.4000e-004	7.4000e-004		7.4000e-004	7.4000e-004		0.4441	0.4441	1.1700e-003		0.4734
Unmitigated	25.4146	1.8900e-003	0.2075	2.0000e-005		7.4000e-004	7.4000e-004		7.4000e-004	7.4000e-004		0.4441	0.4441	1.1700e-003		0.4734

6.2 Area by SubCategory

Unmitigated

	ROG	NOx	CO	SO2	Fugitive PM10	Exhaust PM10	PM10 Total	Fugitive PM2.5	Exhaust PM2.5	PM2.5 Total	Bio- CO2	NBio- CO2	Total CO2	CH4	N2O	CO2e
SubCategory	lb/day										lb/day					
Architectural Coating	2.9130					0.0000	0.0000		0.0000	0.0000			0.0000			0.0000
Consumer Products	22.4823					0.0000	0.0000		0.0000	0.0000			0.0000			0.0000
Landscaping	0.0193	1.8900e-003	0.2075	2.0000e-005		7.4000e-004	7.4000e-004		7.4000e-004	7.4000e-004		0.4441	0.4441	1.1700e-003		0.4734
Total	**25.4146**	**1.8900e-003**	**0.2075**	**2.0000e-005**		**7.4000e-004**	**7.4000e-004**		**7.4000e-004**	**7.4000e-004**		**0.4441**	**0.4441**	**1.1700e-003**		**0.4734**

6.2 Area by SubCategory

Mitigated

	ROG	NOx	CO	SO2	Fugitive PM10	Exhaust PM10	PM10 Total	Fugitive PM2.5	Exhaust PM2.5	PM2.5 Total	Bio- CO2	NBio- CO2	Total CO2	CH4	N2O	CO2e
SubCategory	lb/day										lb/day					
Architectural Coating	2.9130					0.0000	0.0000		0.0000	0.0000			0.0000			0.0000
Consumer Products	22.4823					0.0000	0.0000		0.0000	0.0000			0.0000			0.0000
Landscaping	0.0193	1.8900e-003	0.2075	2.0000e-005		7.4000e-004	7.4000e-004		7.4000e-004	7.4000e-004		0.4441	0.4441	1.1700e-003		0.4734
Total	**25.4146**	**1.8900e-003**	**0.2075**	**2.0000e-005**		**7.4000e-004**	**7.4000e-004**		**7.4000e-004**	**7.4000e-004**		**0.4441**	**0.4441**	**1.1700e-003**		**0.4734**

7.0 Water Detail

7.1 Mitigation Measures Water

8.0 Waste Detail

8.1 Mitigation Measures Waste

9.0 Operational Offroad

Equipment Type	Number	Hours/Day	Days/Year	Horse Power	Load Factor	Fuel Type
Tractors/Loaders/Backhoes	4	4.00	365	200	0.37	CNG

UnMitigated/Mitigated

	ROG	NOx	CO	SO2	Fugitive PM10	Exhaust PM10	PM10 Total	Fugitive PM2.5	Exhaust PM2.5	PM2.5 Total	Bio- CO2	NBio- CO2	Total CO2	CH4	N2O	CO2e
Equipment Type	lb/day										lb/day					
Tractors/Loaders/Backhoes	0.4881	5.0705	3.0344	0.0127		0.1750	0.1750		0.1610	0.1610		1,227.1509	1,227.1509	0.3969		1,237.0731
Total	**0.4881**	**5.0705**	**3.0344**	**0.0127**		**0.1750**	**0.1750**		**0.1610**	**0.1610**		**1,227.1509**	**1,227.1509**	**0.3969**		**1,237.0731**

10.0 Stationary Equipment

Fire Pumps and Emergency Generators

Equipment Type	Number	Hours/Day	Hours/Year	Horse Power	Load Factor	Fuel Type

Boilers

Equipment Type	Number	Heat Input/Day	Heat Input/Year	Boiler Rating	Fuel Type

User Defined Equipment

Equipment Type	Number

11.0 Vegetation

Goodman Industrial Park (Operations - Passenger Cars)

San Bernardino-South Coast County, Winter

1.0 Project Characteristics

1.1 Land Usage

Land Uses	Size	Metric	Lot Acreage	Floor Surface Area	Population
Refrigerated Warehouse-No Rail	223.69	1000sqft	5.14	223,692.00	0
Unrefrigerated Warehouse-No Rail	894.77	1000sqft	20.54	894,768.00	0
Other Non-Asphalt Surfaces	181.79	1000sqft	4.17	181,790.00	0
Parking Lot	729.00	Space	17.65	769,062.00	0

1.2 Other Project Characteristics

Urbanization	Urban	**Wind Speed (m/s)**	2.2	**Precipitation Freq (Days)**	32
Climate Zone	10			**Operational Year**	2022
Utility Company	Southern California Edison				
CO2 Intensity (lb/MWhr)	702.44	**CH4 Intensity (lb/MWhr)**	0.029	**N2O Intensity (lb/MWhr)**	0.006

1.3 User Entered Comments & Non-Default Data

Project Characteristics -

Table Name	Column Name	Default Value	New Value
tblConstructionPhase	NumDays	50.00	1.00
tblEnergyUse	T24E	1.06	0.74
tblEnergyUse	T24E	0.37	0.26
tblFleetMix	HHD	0.06	0.00

tblFleetMix	HHD	0.06	0.00
tblFleetMix	LDA	0.55	0.62
tblFleetMix	LDA	0.55	0.62
tblFleetMix	LDT1	0.04	0.04
tblFleetMix	LDT1	0.04	0.04
tblFleetMix	LDT2	0.18	0.20
tblFleetMix	LDT2	0.18	0.20
tblFleetMix	LHD1	0.02	0.00
tblFleetMix	LHD1	0.02	0.00
tblFleetMix	LHD2	5.1010e-003	0.00
tblFleetMix	LHD2	5.1010e-003	0.00
tblFleetMix	MCY	5.9030e-003	0.00
tblFleetMix	MCY	5.9030e-003	0.00
tblFleetMix	MDV	0.12	0.13
tblFleetMix	MDV	0.12	0.13
tblFleetMix	MH	9.4400e-004	0.00
tblFleetMix	MH	9.4400e-004	0.00
tblFleetMix	MHD	0.02	0.00
tblFleetMix	MHD	0.02	0.00
tblFleetMix	OBUS	1.3570e-003	0.00
tblFleetMix	OBUS	1.3570e-003	0.00
tblFleetMix	SBUS	8.0800e-004	0.00
tblFleetMix	SBUS	8.0800e-004	0.00
tblFleetMix	UBUS	1.5650e-003	0.00
tblFleetMix	UBUS	1.5650e-003	0.00
tblLandUse	LandUseSquareFeet	223,690.00	223,692.00
tblLandUse	LandUseSquareFeet	894,770.00	894,768.00

tblLandUse	LandUseSquareFeet	291,600.00	769,062.00
tblLandUse	LotAcreage	6.56	17.65
tblOffRoadEquipment	OffRoadEquipmentUnitAmount	1.00	0.00
tblOffRoadEquipment	OffRoadEquipmentUnitAmount	3.00	0.00
tblOffRoadEquipment	OffRoadEquipmentUnitAmount	2.00	0.00
tblOperationalOffRoadEquipment	OperDaysPerYear	260.00	365.00
tblOperationalOffRoadEquipment	OperFuelType	Diesel	CNG
tblOperationalOffRoadEquipment	OperHorsePower	97.00	200.00
tblOperationalOffRoadEquipment	OperHoursPerDay	8.00	4.00
tblOperationalOffRoadEquipment	OperOffRoadEquipmentNumber	0.00	4.00
tblVehicleEF	HHD	1.21	0.03
tblVehicleEF	HHD	0.04	0.06
tblVehicleEF	HHD	0.10	1.5530e-007
tblVehicleEF	HHD	3.29	8.22
tblVehicleEF	HHD	0.57	0.40
tblVehicleEF	HHD	1.82	2.2603e-003
tblVehicleEF	HHD	6,933.41	1,478.27
tblVehicleEF	HHD	1,475.79	1,372.23
tblVehicleEF	HHD	5.54	0.02
tblVehicleEF	HHD	26.50	7.64
tblVehicleEF	HHD	2.50	2.77
tblVehicleEF	HHD	20.21	2.10
tblVehicleEF	HHD	9.7780e-003	3.7639e-003
tblVehicleEF	HHD	0.06	0.06
tblVehicleEF	HHD	0.04	0.04
tblVehicleEF	HHD	0.01	0.03
tblVehicleEF	HHD	5.1000e-005	6.4958e-007

tblVehicleEF	HHD	9.3550e-003	3.6010e-003
tblVehicleEF	HHD	0.03	0.03
tblVehicleEF	HHD	8.8810e-003	8.9166e-003
tblVehicleEF	HHD	0.01	0.03
tblVehicleEF	HHD	4.7000e-005	5.9726e-007
tblVehicleEF	HHD	8.5000e-005	3.3443e-006
tblVehicleEF	HHD	3.1910e-003	1.0400e-004
tblVehicleEF	HHD	0.84	0.59
tblVehicleEF	HHD	5.2000e-005	1.9037e-006
tblVehicleEF	HHD	0.08	0.05
tblVehicleEF	HHD	2.1700e-004	5.2224e-004
tblVehicleEF	HHD	0.05	8.0550e-007
tblVehicleEF	HHD	0.07	0.01
tblVehicleEF	HHD	0.01	0.01
tblVehicleEF	HHD	8.6000e-005	2.1742e-007
tblVehicleEF	HHD	8.5000e-005	3.3443e-006
tblVehicleEF	HHD	3.1910e-003	1.0400e-004
tblVehicleEF	HHD	0.97	0.67
tblVehicleEF	HHD	5.2000e-005	1.9037e-006
tblVehicleEF	HHD	0.13	0.12
tblVehicleEF	HHD	2.1700e-004	5.2224e-004
tblVehicleEF	HHD	0.06	8.8192e-007
tblVehicleEF	HHD	1.14	0.03
tblVehicleEF	HHD	0.04	0.06
tblVehicleEF	HHD	0.09	1.4704e-007
tblVehicleEF	HHD	2.39	8.07
tblVehicleEF	HHD	0.57	0.40

tblVehicleEF	HHD	1.70	2.1215e-003
tblVehicleEF	HHD	7,345.18	1,469.16
tblVehicleEF	HHD	1,475.79	1,372.23
tblVehicleEF	HHD	5.54	0.02
tblVehicleEF	HHD	27.35	7.37
tblVehicleEF	HHD	2.36	2.60
tblVehicleEF	HHD	20.20	2.10
tblVehicleEF	HHD	8.2750e-003	3.3443e-003
tblVehicleEF	HHD	0.06	0.06
tblVehicleEF	HHD	0.04	0.04
tblVehicleEF	HHD	0.01	0.03
tblVehicleEF	HHD	5.1000e-005	6.4958e-007
tblVehicleEF	HHD	7.9170e-003	3.1996e-003
tblVehicleEF	HHD	0.03	0.03
tblVehicleEF	HHD	8.8810e-003	8.9166e-003
tblVehicleEF	HHD	0.01	0.03
tblVehicleEF	HHD	4.7000e-005	5.9726e-007
tblVehicleEF	HHD	1.6800e-004	7.0222e-006
tblVehicleEF	HHD	3.5970e-003	1.2227e-004
tblVehicleEF	HHD	0.79	0.62
tblVehicleEF	HHD	1.1700e-004	4.8038e-006
tblVehicleEF	HHD	0.08	0.05
tblVehicleEF	HHD	2.2100e-004	5.3874e-004
tblVehicleEF	HHD	0.05	7.6535e-007
tblVehicleEF	HHD	0.07	0.01
tblVehicleEF	HHD	0.01	0.01
tblVehicleEF	HHD	8.4000e-005	2.1524e-007

tblVehicleEF	HHD	1.6800e-004	7.0222e-006
tblVehicleEF	HHD	3.5970e-003	1.2227e-004
tblVehicleEF	HHD	0.91	0.71
tblVehicleEF	HHD	1.1700e-004	4.8038e-006
tblVehicleEF	HHD	0.13	0.12
tblVehicleEF	HHD	2.2100e-004	5.3874e-004
tblVehicleEF	HHD	0.06	8.3796e-007
tblVehicleEF	HHD	1.31	0.03
tblVehicleEF	HHD	0.04	2.3610e-003
tblVehicleEF	HHD	0.10	1.5369e-007
tblVehicleEF	HHD	4.53	8.37
tblVehicleEF	HHD	0.57	0.25
tblVehicleEF	HHD	1.79	2.2317e-003
tblVehicleEF	HHD	6,364.76	1,476.72
tblVehicleEF	HHD	1,475.79	1,332.53
tblVehicleEF	HHD	5.54	0.02
tblVehicleEF	HHD	25.32	7.94
tblVehicleEF	HHD	2.46	2.69
tblVehicleEF	HHD	20.20	2.10
tblVehicleEF	HHD	0.01	4.1666e-003
tblVehicleEF	HHD	0.06	0.06
tblVehicleEF	HHD	0.04	0.04
tblVehicleEF	HHD	0.01	0.03
tblVehicleEF	HHD	5.1000e-005	6.4958e-007
tblVehicleEF	HHD	0.01	3.9863e-003
tblVehicleEF	HHD	0.03	0.03
tblVehicleEF	HHD	8.8810e-003	8.8156e-003

tblVehicleEF	HHD	0.01	0.03
tblVehicleEF	HHD	4.7000e-005	5.9726e-007
tblVehicleEF	HHD	8.5000e-005	3.6500e-006
tblVehicleEF	HHD	3.4760e-003	1.2278e-004
tblVehicleEF	HHD	0.91	0.54
tblVehicleEF	HHD	5.2000e-005	1.9359e-006
tblVehicleEF	HHD	0.08	0.05
tblVehicleEF	HHD	2.3300e-004	5.4640e-004
tblVehicleEF	HHD	0.05	7.9748e-007
tblVehicleEF	HHD	0.06	0.01
tblVehicleEF	HHD	0.01	0.01
tblVehicleEF	HHD	8.5000e-005	2.1697e-007
tblVehicleEF	HHD	8.5000e-005	3.6500e-006
tblVehicleEF	HHD	3.4760e-003	1.2278e-004
tblVehicleEF	HHD	1.05	0.62
tblVehicleEF	HHD	5.2000e-005	1.9359e-006
tblVehicleEF	HHD	0.13	0.06
tblVehicleEF	HHD	2.3300e-004	5.4640e-004
tblVehicleEF	HHD	0.06	8.7313e-007
tblVehicleEF	LDA	4.2030e-003	2.4361e-003
tblVehicleEF	LDA	5.6230e-003	0.05
tblVehicleEF	LDA	0.57	0.65
tblVehicleEF	LDA	1.19	2.16
tblVehicleEF	LDA	251.29	261.47
tblVehicleEF	LDA	57.15	53.86
tblVehicleEF	LDA	0.05	0.04
tblVehicleEF	LDA	0.08	0.19

tblVehicleEF	LDA	0.04	0.04
tblVehicleEF	LDA	8.0000e-003	8.0000e-003
tblVehicleEF	LDA	1.6780e-003	1.4473e-003
tblVehicleEF	LDA	2.2790e-003	1.8579e-003
tblVehicleEF	LDA	0.02	0.02
tblVehicleEF	LDA	2.0000e-003	2.0000e-003
tblVehicleEF	LDA	1.5460e-003	1.3331e-003
tblVehicleEF	LDA	2.0960e-003	1.7083e-003
tblVehicleEF	LDA	0.04	0.06
tblVehicleEF	LDA	0.10	0.10
tblVehicleEF	LDA	0.03	0.05
tblVehicleEF	LDA	0.01	9.3316e-003
tblVehicleEF	LDA	0.03	0.21
tblVehicleEF	LDA	0.08	0.23
tblVehicleEF	LDA	2.5170e-003	2.5867e-003
tblVehicleEF	LDA	5.9200e-004	5.3300e-004
tblVehicleEF	LDA	0.04	0.06
tblVehicleEF	LDA	0.10	0.10
tblVehicleEF	LDA	0.03	0.05
tblVehicleEF	LDA	0.02	0.01
tblVehicleEF	LDA	0.03	0.21
tblVehicleEF	LDA	0.08	0.25
tblVehicleEF	LDA	4.7900e-003	2.7935e-003
tblVehicleEF	LDA	4.6890e-003	0.04
tblVehicleEF	LDA	0.71	0.79
tblVehicleEF	LDA	0.99	1.79
tblVehicleEF	LDA	274.94	285.54

tblVehicleEF	LDA	57.15	53.16
tblVehicleEF	LDA	0.05	0.04
tblVehicleEF	LDA	0.07	0.17
tblVehicleEF	LDA	0.04	0.04
tblVehicleEF	LDA	8.0000e-003	8.0000e-003
tblVehicleEF	LDA	1.6780e-003	1.4473e-003
tblVehicleEF	LDA	2.2790e-003	1.8579e-003
tblVehicleEF	LDA	0.02	0.02
tblVehicleEF	LDA	2.0000e-003	2.0000e-003
tblVehicleEF	LDA	1.5460e-003	1.3331e-003
tblVehicleEF	LDA	2.0960e-003	1.7083e-003
tblVehicleEF	LDA	0.09	0.12
tblVehicleEF	LDA	0.12	0.12
tblVehicleEF	LDA	0.07	0.10
tblVehicleEF	LDA	0.01	0.01
tblVehicleEF	LDA	0.03	0.21
tblVehicleEF	LDA	0.06	0.19
tblVehicleEF	LDA	2.7550e-003	2.8249e-003
tblVehicleEF	LDA	5.8800e-004	5.2609e-004
tblVehicleEF	LDA	0.09	0.12
tblVehicleEF	LDA	0.12	0.12
tblVehicleEF	LDA	0.07	0.10
tblVehicleEF	LDA	0.02	0.02
tblVehicleEF	LDA	0.03	0.21
tblVehicleEF	LDA	0.07	0.21
tblVehicleEF	LDA	4.0860e-003	2.3763e-003
tblVehicleEF	LDA	5.5870e-003	0.05

tblVehicleEF	LDA	0.54	0.61
tblVehicleEF	LDA	1.18	2.12
tblVehicleEF	LDA	245.70	255.84
tblVehicleEF	LDA	57.15	53.80
tblVehicleEF	LDA	0.05	0.04
tblVehicleEF	LDA	0.08	0.18
tblVehicleEF	LDA	0.04	0.04
tblVehicleEF	LDA	8.0000e-003	8.0000e-003
tblVehicleEF	LDA	1.6780e-003	1.4473e-003
tblVehicleEF	LDA	2.2790e-003	1.8579e-003
tblVehicleEF	LDA	0.02	0.02
tblVehicleEF	LDA	2.0000e-003	2.0000e-003
tblVehicleEF	LDA	1.5460e-003	1.3331e-003
tblVehicleEF	LDA	2.0960e-003	1.7083e-003
tblVehicleEF	LDA	0.05	0.06
tblVehicleEF	LDA	0.11	0.11
tblVehicleEF	LDA	0.03	0.05
tblVehicleEF	LDA	0.01	9.0876e-003
tblVehicleEF	LDA	0.04	0.24
tblVehicleEF	LDA	0.08	0.23
tblVehicleEF	LDA	2.4600e-003	2.5309e-003
tblVehicleEF	LDA	5.9100e-004	5.3240e-004
tblVehicleEF	LDA	0.05	0.06
tblVehicleEF	LDA	0.11	0.11
tblVehicleEF	LDA	0.03	0.05
tblVehicleEF	LDA	0.01	0.01
tblVehicleEF	LDA	0.04	0.24

tblVehicleEF	LDA	0.08	0.25
tblVehicleEF	LDT1	0.01	7.0607e-003
tblVehicleEF	LDT1	0.02	0.08
tblVehicleEF	LDT1	1.54	1.44
tblVehicleEF	LDT1	3.61	2.44
tblVehicleEF	LDT1	313.68	310.02
tblVehicleEF	LDT1	70.93	65.50
tblVehicleEF	LDT1	0.16	0.13
tblVehicleEF	LDT1	0.22	0.30
tblVehicleEF	LDT1	0.04	0.04
tblVehicleEF	LDT1	8.0000e-003	8.0000e-003
tblVehicleEF	LDT1	2.7050e-003	2.1936e-003
tblVehicleEF	LDT1	3.6920e-003	2.8519e-003
tblVehicleEF	LDT1	0.02	0.02
tblVehicleEF	LDT1	2.0000e-003	2.0000e-003
tblVehicleEF	LDT1	2.4910e-003	2.0186e-003
tblVehicleEF	LDT1	3.3960e-003	2.6224e-003
tblVehicleEF	LDT1	0.18	0.19
tblVehicleEF	LDT1	0.33	0.26
tblVehicleEF	LDT1	0.13	0.13
tblVehicleEF	LDT1	0.03	0.03
tblVehicleEF	LDT1	0.20	0.88
tblVehicleEF	LDT1	0.26	0.43
tblVehicleEF	LDT1	3.1570e-003	3.0678e-003
tblVehicleEF	LDT1	7.7300e-004	6.4817e-004
tblVehicleEF	LDT1	0.18	0.19
tblVehicleEF	LDT1	0.33	0.26

tblVehicleEF	LDT1	0.13	0.13
tblVehicleEF	LDT1	0.05	0.05
tblVehicleEF	LDT1	0.20	0.88
tblVehicleEF	LDT1	0.28	0.48
tblVehicleEF	LDT1	0.02	8.0102e-003
tblVehicleEF	LDT1	0.02	0.07
tblVehicleEF	LDT1	1.85	1.74
tblVehicleEF	LDT1	2.97	2.02
tblVehicleEF	LDT1	341.75	335.16
tblVehicleEF	LDT1	70.93	64.59
tblVehicleEF	LDT1	0.14	0.12
tblVehicleEF	LDT1	0.20	0.28
tblVehicleEF	LDT1	0.04	0.04
tblVehicleEF	LDT1	8.0000e-003	8.0000e-003
tblVehicleEF	LDT1	2.7050e-003	2.1936e-003
tblVehicleEF	LDT1	3.6920e-003	2.8519e-003
tblVehicleEF	LDT1	0.02	0.02
tblVehicleEF	LDT1	2.0000e-003	2.0000e-003
tblVehicleEF	LDT1	2.4910e-003	2.0186e-003
tblVehicleEF	LDT1	3.3960e-003	2.6224e-003
tblVehicleEF	LDT1	0.37	0.40
tblVehicleEF	LDT1	0.41	0.33
tblVehicleEF	LDT1	0.27	0.29
tblVehicleEF	LDT1	0.04	0.04
tblVehicleEF	LDT1	0.20	0.88
tblVehicleEF	LDT1	0.21	0.36
tblVehicleEF	LDT1	3.4420e-003	3.3166e-003

tblVehicleEF	LDT1	7.6200e-004	6.3920e-004
tblVehicleEF	LDT1	0.37	0.40
tblVehicleEF	LDT1	0.41	0.33
tblVehicleEF	LDT1	0.27	0.29
tblVehicleEF	LDT1	0.06	0.05
tblVehicleEF	LDT1	0.20	0.88
tblVehicleEF	LDT1	0.23	0.40
tblVehicleEF	LDT1	0.01	6.8963e-003
tblVehicleEF	LDT1	0.02	0.08
tblVehicleEF	LDT1	1.47	1.37
tblVehicleEF	LDT1	3.55	2.40
tblVehicleEF	LDT1	307.06	304.06
tblVehicleEF	LDT1	70.93	65.42
tblVehicleEF	LDT1	0.15	0.12
tblVehicleEF	LDT1	0.21	0.30
tblVehicleEF	LDT1	0.04	0.04
tblVehicleEF	LDT1	8.0000e-003	8.0000e-003
tblVehicleEF	LDT1	2.7050e-003	2.1936e-003
tblVehicleEF	LDT1	3.6920e-003	2.8519e-003
tblVehicleEF	LDT1	0.02	0.02
tblVehicleEF	LDT1	2.0000e-003	2.0000e-003
tblVehicleEF	LDT1	2.4910e-003	2.0186e-003
tblVehicleEF	LDT1	3.3960e-003	2.6224e-003
tblVehicleEF	LDT1	0.19	0.20
tblVehicleEF	LDT1	0.39	0.30
tblVehicleEF	LDT1	0.12	0.12
tblVehicleEF	LDT1	0.03	0.03

tblVehicleEF	LDT1	0.23	1.03
tblVehicleEF	LDT1	0.25	0.43
tblVehicleEF	LDT1	3.0890e-003	3.0089e-003
tblVehicleEF	LDT1	7.7200e-004	6.4740e-004
tblVehicleEF	LDT1	0.19	0.20
tblVehicleEF	LDT1	0.39	0.30
tblVehicleEF	LDT1	0.12	0.12
tblVehicleEF	LDT1	0.05	0.04
tblVehicleEF	LDT1	0.23	1.03
tblVehicleEF	LDT1	0.28	0.47
tblVehicleEF	LDT2	6.3270e-003	4.2796e-003
tblVehicleEF	LDT2	8.1990e-003	0.07
tblVehicleEF	LDT2	0.80	0.97
tblVehicleEF	LDT2	1.67	2.78
tblVehicleEF	LDT2	351.15	331.49
tblVehicleEF	LDT2	79.39	70.30
tblVehicleEF	LDT2	0.09	0.09
tblVehicleEF	LDT2	0.14	0.31
tblVehicleEF	LDT2	0.04	0.04
tblVehicleEF	LDT2	8.0000e-003	8.0000e-003
tblVehicleEF	LDT2	1.7270e-003	1.5179e-003
tblVehicleEF	LDT2	2.4170e-003	1.9477e-003
tblVehicleEF	LDT2	0.02	0.02
tblVehicleEF	LDT2	2.0000e-003	2.0000e-003
tblVehicleEF	LDT2	1.5880e-003	1.3970e-003
tblVehicleEF	LDT2	2.2220e-003	1.7910e-003
tblVehicleEF	LDT2	0.06	0.10

tblVehicleEF	LDT2	0.13	0.15
tblVehicleEF	LDT2	0.05	0.08
tblVehicleEF	LDT2	0.02	0.02
tblVehicleEF	LDT2	0.07	0.48
tblVehicleEF	LDT2	0.11	0.35
tblVehicleEF	LDT2	3.5180e-003	3.2796e-003
tblVehicleEF	LDT2	8.2200e-004	6.9566e-004
tblVehicleEF	LDT2	0.06	0.10
tblVehicleEF	LDT2	0.13	0.15
tblVehicleEF	LDT2	0.05	0.08
tblVehicleEF	LDT2	0.02	0.03
tblVehicleEF	LDT2	0.07	0.48
tblVehicleEF	LDT2	0.12	0.38
tblVehicleEF	LDT2	7.1840e-003	4.8872e-003
tblVehicleEF	LDT2	6.8290e-003	0.06
tblVehicleEF	LDT2	0.97	1.18
tblVehicleEF	LDT2	1.38	2.30
tblVehicleEF	LDT2	383.36	355.94
tblVehicleEF	LDT2	79.39	69.35
tblVehicleEF	LDT2	0.08	0.08
tblVehicleEF	LDT2	0.13	0.29
tblVehicleEF	LDT2	0.04	0.04
tblVehicleEF	LDT2	8.0000e-003	8.0000e-003
tblVehicleEF	LDT2	1.7270e-003	1.5179e-003
tblVehicleEF	LDT2	2.4170e-003	1.9477e-003
tblVehicleEF	LDT2	0.02	0.02
tblVehicleEF	LDT2	2.0000e-003	2.0000e-003

tblVehicleEF	LDT2	1.5880e-003	1.3970e-003
tblVehicleEF	LDT2	2.2220e-003	1.7910e-003
tblVehicleEF	LDT2	0.13	0.21
tblVehicleEF	LDT2	0.15	0.18
tblVehicleEF	LDT2	0.11	0.18
tblVehicleEF	LDT2	0.02	0.02
tblVehicleEF	LDT2	0.07	0.48
tblVehicleEF	LDT2	0.09	0.29
tblVehicleEF	LDT2	3.8420e-003	3.5215e-003
tblVehicleEF	LDT2	8.1700e-004	6.8626e-004
tblVehicleEF	LDT2	0.13	0.21
tblVehicleEF	LDT2	0.15	0.18
tblVehicleEF	LDT2	0.11	0.18
tblVehicleEF	LDT2	0.03	0.03
tblVehicleEF	LDT2	0.07	0.48
tblVehicleEF	LDT2	0.10	0.32
tblVehicleEF	LDT2	6.1560e-003	4.1770e-003
tblVehicleEF	LDT2	8.1410e-003	0.07
tblVehicleEF	LDT2	0.75	0.92
tblVehicleEF	LDT2	1.64	2.74
tblVehicleEF	LDT2	343.55	325.69
tblVehicleEF	LDT2	79.39	70.22
tblVehicleEF	LDT2	0.08	0.09
tblVehicleEF	LDT2	0.14	0.31
tblVehicleEF	LDT2	0.04	0.04
tblVehicleEF	LDT2	8.0000e-003	8.0000e-003
tblVehicleEF	LDT2	1.7270e-003	1.5179e-003

tblVehicleEF	LDT2	2.4170e-003	1.9477e-003
tblVehicleEF	LDT2	0.02	0.02
tblVehicleEF	LDT2	2.0000e-003	2.0000e-003
tblVehicleEF	LDT2	1.5880e-003	1.3970e-003
tblVehicleEF	LDT2	2.2220e-003	1.7910e-003
tblVehicleEF	LDT2	0.06	0.10
tblVehicleEF	LDT2	0.14	0.16
tblVehicleEF	LDT2	0.05	0.08
tblVehicleEF	LDT2	0.02	0.02
tblVehicleEF	LDT2	0.08	0.56
tblVehicleEF	LDT2	0.11	0.35
tblVehicleEF	LDT2	3.4410e-003	3.2222e-003
tblVehicleEF	LDT2	8.2200e-004	6.9487e-004
tblVehicleEF	LDT2	0.06	0.10
tblVehicleEF	LDT2	0.14	0.16
tblVehicleEF	LDT2	0.05	0.08
tblVehicleEF	LDT2	0.02	0.03
tblVehicleEF	LDT2	0.08	0.56
tblVehicleEF	LDT2	0.12	0.38
tblVehicleEF	LHD1	5.2170e-003	4.8635e-003
tblVehicleEF	LHD1	0.01	6.5089e-003
tblVehicleEF	LHD1	0.02	0.02
tblVehicleEF	LHD1	0.14	0.17
tblVehicleEF	LHD1	1.07	0.88
tblVehicleEF	LHD1	2.60	1.03
tblVehicleEF	LHD1	9.23	9.35
tblVehicleEF	LHD1	609.20	648.62

tblVehicleEF	LHD1	30.40	10.79
tblVehicleEF	LHD1	0.09	0.08
tblVehicleEF	LHD1	2.12	1.54
tblVehicleEF	LHD1	0.99	0.31
tblVehicleEF	LHD1	9.6500e-004	9.5292e-004
tblVehicleEF	LHD1	0.08	0.08
tblVehicleEF	LHD1	0.01	9.9683e-003
tblVehicleEF	LHD1	0.01	0.01
tblVehicleEF	LHD1	9.5800e-004	2.6298e-004
tblVehicleEF	LHD1	9.2400e-004	9.1170e-004
tblVehicleEF	LHD1	0.03	0.03
tblVehicleEF	LHD1	2.5390e-003	2.4921e-003
tblVehicleEF	LHD1	0.01	0.01
tblVehicleEF	LHD1	8.8100e-004	2.4180e-004
tblVehicleEF	LHD1	3.7070e-003	3.1746e-003
tblVehicleEF	LHD1	0.11	0.09
tblVehicleEF	LHD1	0.02	0.02
tblVehicleEF	LHD1	1.8240e-003	1.5420e-003
tblVehicleEF	LHD1	0.08	0.07
tblVehicleEF	LHD1	0.35	0.60
tblVehicleEF	LHD1	0.27	0.08
tblVehicleEF	LHD1	9.2000e-005	9.0460e-005
tblVehicleEF	LHD1	5.9760e-003	6.3133e-003
tblVehicleEF	LHD1	3.5300e-004	1.0677e-004
tblVehicleEF	LHD1	3.7070e-003	3.1746e-003
tblVehicleEF	LHD1	0.11	0.09
tblVehicleEF	LHD1	0.02	0.03

tblVehicleEF	LHD1	1.8240e-003	1.5420e-003
tblVehicleEF	LHD1	0.10	0.08
tblVehicleEF	LHD1	0.35	0.60
tblVehicleEF	LHD1	0.29	0.09
tblVehicleEF	LHD1	5.2170e-003	4.8791e-003
tblVehicleEF	LHD1	0.01	6.6670e-003
tblVehicleEF	LHD1	0.02	0.02
tblVehicleEF	LHD1	0.14	0.17
tblVehicleEF	LHD1	1.09	0.90
tblVehicleEF	LHD1	2.43	0.97
tblVehicleEF	LHD1	9.23	9.35
tblVehicleEF	LHD1	609.20	648.66
tblVehicleEF	LHD1	30.40	10.67
tblVehicleEF	LHD1	0.09	0.08
tblVehicleEF	LHD1	1.98	1.44
tblVehicleEF	LHD1	0.94	0.29
tblVehicleEF	LHD1	9.6500e-004	9.5292e-004
tblVehicleEF	LHD1	0.08	0.08
tblVehicleEF	LHD1	0.01	9.9683e-003
tblVehicleEF	LHD1	0.01	0.01
tblVehicleEF	LHD1	9.5800e-004	2.6298e-004
tblVehicleEF	LHD1	9.2400e-004	9.1170e-004
tblVehicleEF	LHD1	0.03	0.03
tblVehicleEF	LHD1	2.5390e-003	2.4921e-003
tblVehicleEF	LHD1	0.01	0.01
tblVehicleEF	LHD1	8.8100e-004	2.4180e-004
tblVehicleEF	LHD1	7.3080e-003	6.2984e-003

tblVehicleEF	LHD1	0.13	0.11
tblVehicleEF	LHD1	0.02	0.02
tblVehicleEF	LHD1	4.1220e-003	3.5374e-003
tblVehicleEF	LHD1	0.09	0.07
tblVehicleEF	LHD1	0.36	0.60
tblVehicleEF	LHD1	0.25	0.08
tblVehicleEF	LHD1	9.2000e-005	9.0460e-005
tblVehicleEF	LHD1	5.9770e-003	6.3136e-003
tblVehicleEF	LHD1	3.5000e-004	1.0561e-004
tblVehicleEF	LHD1	7.3080e-003	6.2984e-003
tblVehicleEF	LHD1	0.13	0.11
tblVehicleEF	LHD1	0.02	0.03
tblVehicleEF	LHD1	4.1220e-003	3.5374e-003
tblVehicleEF	LHD1	0.11	0.09
tblVehicleEF	LHD1	0.36	0.60
tblVehicleEF	LHD1	0.28	0.08
tblVehicleEF	LHD1	5.2170e-003	4.8667e-003
tblVehicleEF	LHD1	0.01	6.5251e-003
tblVehicleEF	LHD1	0.02	0.02
tblVehicleEF	LHD1	0.14	0.17
tblVehicleEF	LHD1	1.07	0.89
tblVehicleEF	LHD1	2.55	1.02
tblVehicleEF	LHD1	9.23	9.35
tblVehicleEF	LHD1	609.20	648.63
tblVehicleEF	LHD1	30.40	10.76
tblVehicleEF	LHD1	0.09	0.08
tblVehicleEF	LHD1	2.08	1.51

tblVehicleEF	LHD1	0.97	0.30
tblVehicleEF	LHD1	9.6500e-004	9.5292e-004
tblVehicleEF	LHD1	0.08	0.08
tblVehicleEF	LHD1	0.01	9.9683e-003
tblVehicleEF	LHD1	0.01	0.01
tblVehicleEF	LHD1	9.5800e-004	2.6298e-004
tblVehicleEF	LHD1	9.2400e-004	9.1170e-004
tblVehicleEF	LHD1	0.03	0.03
tblVehicleEF	LHD1	2.5390e-003	2.4921e-003
tblVehicleEF	LHD1	0.01	0.01
tblVehicleEF	LHD1	8.8100e-004	2.4180e-004
tblVehicleEF	LHD1	4.0430e-003	3.5092e-003
tblVehicleEF	LHD1	0.13	0.10
tblVehicleEF	LHD1	0.02	0.02
tblVehicleEF	LHD1	1.7940e-003	1.5203e-003
tblVehicleEF	LHD1	0.08	0.07
tblVehicleEF	LHD1	0.38	0.64
tblVehicleEF	LHD1	0.26	0.08
tblVehicleEF	LHD1	9.2000e-005	9.0460e-005
tblVehicleEF	LHD1	5.9760e-003	6.3133e-003
tblVehicleEF	LHD1	3.5200e-004	1.0649e-004
tblVehicleEF	LHD1	4.0430e-003	3.5092e-003
tblVehicleEF	LHD1	0.13	0.10
tblVehicleEF	LHD1	0.02	0.03
tblVehicleEF	LHD1	1.7940e-003	1.5203e-003
tblVehicleEF	LHD1	0.10	0.08
tblVehicleEF	LHD1	0.38	0.64

tblVehicleEF	LHD1	0.29	0.09
tblVehicleEF	LHD2	3.5950e-003	3.3088e-003
tblVehicleEF	LHD2	4.6110e-003	4.1579e-003
tblVehicleEF	LHD2	8.1370e-003	9.5081e-003
tblVehicleEF	LHD2	0.12	0.14
tblVehicleEF	LHD2	0.50	0.56
tblVehicleEF	LHD2	1.20	0.61
tblVehicleEF	LHD2	14.27	14.55
tblVehicleEF	LHD2	608.52	648.96
tblVehicleEF	LHD2	24.46	7.78
tblVehicleEF	LHD2	0.11	0.11
tblVehicleEF	LHD2	1.49	1.65
tblVehicleEF	LHD2	0.53	0.20
tblVehicleEF	LHD2	1.2830e-003	1.4035e-003
tblVehicleEF	LHD2	0.09	0.09
tblVehicleEF	LHD2	0.01	0.01
tblVehicleEF	LHD2	0.01	0.01
tblVehicleEF	LHD2	4.0000e-004	1.2635e-004
tblVehicleEF	LHD2	1.2280e-003	1.3428e-003
tblVehicleEF	LHD2	0.04	0.04
tblVehicleEF	LHD2	2.6860e-003	2.6930e-003
tblVehicleEF	LHD2	0.01	0.01
tblVehicleEF	LHD2	3.6800e-004	1.1617e-004
tblVehicleEF	LHD2	1.3070e-003	1.5577e-003
tblVehicleEF	LHD2	0.04	0.05
tblVehicleEF	LHD2	0.01	0.02
tblVehicleEF	LHD2	7.0300e-004	8.0032e-004

tblVehicleEF	LHD2	0.06	0.06
tblVehicleEF	LHD2	0.09	0.29
tblVehicleEF	LHD2	0.11	0.05
tblVehicleEF	LHD2	1.3900e-004	1.3909e-004
tblVehicleEF	LHD2	5.9200e-003	6.2607e-003
tblVehicleEF	LHD2	2.6700e-004	7.6988e-005
tblVehicleEF	LHD2	1.3070e-003	1.5577e-003
tblVehicleEF	LHD2	0.04	0.05
tblVehicleEF	LHD2	0.02	0.02
tblVehicleEF	LHD2	7.0300e-004	8.0032e-004
tblVehicleEF	LHD2	0.07	0.07
tblVehicleEF	LHD2	0.09	0.29
tblVehicleEF	LHD2	0.12	0.05
tblVehicleEF	LHD2	3.5950e-003	3.3190e-003
tblVehicleEF	LHD2	4.6760e-003	4.2028e-003
tblVehicleEF	LHD2	7.7630e-003	9.0808e-003
tblVehicleEF	LHD2	0.12	0.14
tblVehicleEF	LHD2	0.50	0.56
tblVehicleEF	LHD2	1.13	0.57
tblVehicleEF	LHD2	14.27	14.55
tblVehicleEF	LHD2	608.52	648.97
tblVehicleEF	LHD2	24.46	7.71
tblVehicleEF	LHD2	0.11	0.11
tblVehicleEF	LHD2	1.40	1.55
tblVehicleEF	LHD2	0.50	0.19
tblVehicleEF	LHD2	1.2830e-003	1.4035e-003
tblVehicleEF	LHD2	0.09	0.09

tblVehicleEF	LHD2	0.01	0.01
tblVehicleEF	LHD2	0.01	0.01
tblVehicleEF	LHD2	4.0000e-004	1.2635e-004
tblVehicleEF	LHD2	1.2280e-003	1.3428e-003
tblVehicleEF	LHD2	0.04	0.04
tblVehicleEF	LHD2	2.6860e-003	2.6930e-003
tblVehicleEF	LHD2	0.01	0.01
tblVehicleEF	LHD2	3.6800e-004	1.1617e-004
tblVehicleEF	LHD2	2.5220e-003	3.0277e-003
tblVehicleEF	LHD2	0.04	0.06
tblVehicleEF	LHD2	0.01	0.02
tblVehicleEF	LHD2	1.5220e-003	1.7647e-003
tblVehicleEF	LHD2	0.06	0.06
tblVehicleEF	LHD2	0.09	0.29
tblVehicleEF	LHD2	0.10	0.04
tblVehicleEF	LHD2	1.3900e-004	1.3909e-004
tblVehicleEF	LHD2	5.9200e-003	6.2608e-003
tblVehicleEF	LHD2	2.6500e-004	7.6329e-005
tblVehicleEF	LHD2	2.5220e-003	3.0277e-003
tblVehicleEF	LHD2	0.04	0.06
tblVehicleEF	LHD2	0.02	0.02
tblVehicleEF	LHD2	1.5220e-003	1.7647e-003
tblVehicleEF	LHD2	0.07	0.07
tblVehicleEF	LHD2	0.09	0.29
tblVehicleEF	LHD2	0.11	0.05
tblVehicleEF	LHD2	3.5950e-003	3.3107e-003
tblVehicleEF	LHD2	4.6180e-003	4.1632e-003

tblVehicleEF	LHD2	8.0640e-003	9.4269e-003
tblVehicleEF	LHD2	0.12	0.14
tblVehicleEF	LHD2	0.50	0.56
tblVehicleEF	LHD2	1.19	0.60
tblVehicleEF	LHD2	14.27	14.55
tblVehicleEF	LHD2	608.52	648.96
tblVehicleEF	LHD2	24.46	7.77
tblVehicleEF	LHD2	0.11	0.11
tblVehicleEF	LHD2	1.46	1.62
tblVehicleEF	LHD2	0.52	0.20
tblVehicleEF	LHD2	1.2830e-003	1.4035e-003
tblVehicleEF	LHD2	0.09	0.09
tblVehicleEF	LHD2	0.01	0.01
tblVehicleEF	LHD2	0.01	0.01
tblVehicleEF	LHD2	4.0000e-004	1.2635e-004
tblVehicleEF	LHD2	1.2280e-003	1.3428e-003
tblVehicleEF	LHD2	0.04	0.04
tblVehicleEF	LHD2	2.6860e-003	2.6930e-003
tblVehicleEF	LHD2	0.01	0.01
tblVehicleEF	LHD2	3.6800e-004	1.1617e-004
tblVehicleEF	LHD2	1.3460e-003	1.6404e-003
tblVehicleEF	LHD2	0.04	0.05
tblVehicleEF	LHD2	0.01	0.02
tblVehicleEF	LHD2	6.8700e-004	7.8060e-004
tblVehicleEF	LHD2	0.06	0.06
tblVehicleEF	LHD2	0.10	0.31
tblVehicleEF	LHD2	0.11	0.05

tblVehicleEF	LHD2	1.3900e-004	1.3909e-004
tblVehicleEF	LHD2	5.9200e-003	6.2608e-003
tblVehicleEF	LHD2	2.6600e-004	7.6845e-005
tblVehicleEF	LHD2	1.3460e-003	1.6404e-003
tblVehicleEF	LHD2	0.04	0.05
tblVehicleEF	LHD2	0.02	0.02
tblVehicleEF	LHD2	6.8700e-004	7.8060e-004
tblVehicleEF	LHD2	0.07	0.07
tblVehicleEF	LHD2	0.10	0.31
tblVehicleEF	LHD2	0.12	0.05
tblVehicleEF	MCY	0.43	0.33
tblVehicleEF	MCY	0.16	0.25
tblVehicleEF	MCY	20.55	20.74
tblVehicleEF	MCY	9.93	8.78
tblVehicleEF	MCY	167.73	210.98
tblVehicleEF	MCY	46.45	61.55
tblVehicleEF	MCY	1.16	1.17
tblVehicleEF	MCY	0.31	0.27
tblVehicleEF	MCY	0.01	0.01
tblVehicleEF	MCY	4.0000e-003	4.0000e-003
tblVehicleEF	MCY	1.8610e-003	1.8278e-003
tblVehicleEF	MCY	3.6730e-003	3.0522e-003
tblVehicleEF	MCY	5.0400e-003	5.0400e-003
tblVehicleEF	MCY	1.7420e-003	1.7113e-003
tblVehicleEF	MCY	3.4650e-003	2.8769e-003
tblVehicleEF	MCY	1.45	1.44
tblVehicleEF	MCY	0.84	0.84

tblVehicleEF	MCY	0.80	0.80
tblVehicleEF	MCY	2.23	2.23
tblVehicleEF	MCY	0.49	2.04
tblVehicleEF	MCY	2.16	1.90
tblVehicleEF	MCY	2.0770e-003	2.0879e-003
tblVehicleEF	MCY	6.9000e-004	6.0913e-004
tblVehicleEF	MCY	1.45	1.44
tblVehicleEF	MCY	0.84	0.84
tblVehicleEF	MCY	0.80	0.80
tblVehicleEF	MCY	2.74	2.74
tblVehicleEF	MCY	0.49	2.04
tblVehicleEF	MCY	2.35	2.07
tblVehicleEF	MCY	0.42	0.32
tblVehicleEF	MCY	0.14	0.22
tblVehicleEF	MCY	20.68	20.87
tblVehicleEF	MCY	9.05	7.97
tblVehicleEF	MCY	167.73	210.98
tblVehicleEF	MCY	46.45	59.35
tblVehicleEF	MCY	0.99	0.99
tblVehicleEF	MCY	0.29	0.25
tblVehicleEF	MCY	0.01	0.01
tblVehicleEF	MCY	4.0000e-003	4.0000e-003
tblVehicleEF	MCY	1.8610e-003	1.8278e-003
tblVehicleEF	MCY	3.6730e-003	3.0522e-003
tblVehicleEF	MCY	5.0400e-003	5.0400e-003
tblVehicleEF	MCY	1.7420e-003	1.7113e-003
tblVehicleEF	MCY	3.4650e-003	2.8769e-003

tblVehicleEF	MCY	3.14	3.14
tblVehicleEF	MCY	1.27	1.28
tblVehicleEF	MCY	2.13	2.12
tblVehicleEF	MCY	2.17	2.17
tblVehicleEF	MCY	0.49	2.03
tblVehicleEF	MCY	1.86	1.63
tblVehicleEF	MCY	2.0770e-003	2.0879e-003
tblVehicleEF	MCY	6.6700e-004	5.8727e-004
tblVehicleEF	MCY	3.14	3.14
tblVehicleEF	MCY	1.27	1.28
tblVehicleEF	MCY	2.13	2.12
tblVehicleEF	MCY	2.67	2.67
tblVehicleEF	MCY	0.49	2.03
tblVehicleEF	MCY	2.02	1.77
tblVehicleEF	MCY	0.42	0.32
tblVehicleEF	MCY	0.15	0.24
tblVehicleEF	MCY	19.63	19.79
tblVehicleEF	MCY	9.55	8.43
tblVehicleEF	MCY	167.73	209.35
tblVehicleEF	MCY	46.45	60.75
tblVehicleEF	MCY	1.12	1.12
tblVehicleEF	MCY	0.31	0.26
tblVehicleEF	MCY	0.01	0.01
tblVehicleEF	MCY	4.0000e-003	4.0000e-003
tblVehicleEF	MCY	1.8610e-003	1.8278e-003
tblVehicleEF	MCY	3.6730e-003	3.0522e-003
tblVehicleEF	MCY	5.0400e-003	5.0400e-003

tblVehicleEF	MCY	1.7420e-003	1.7113e-003
tblVehicleEF	MCY	3.4650e-003	2.8769e-003
tblVehicleEF	MCY	1.71	1.70
tblVehicleEF	MCY	1.13	1.12
tblVehicleEF	MCY	0.72	0.71
tblVehicleEF	MCY	2.19	2.20
tblVehicleEF	MCY	0.56	2.32
tblVehicleEF	MCY	2.08	1.83
tblVehicleEF	MCY	2.0610e-003	2.0717e-003
tblVehicleEF	MCY	6.8200e-004	6.0122e-004
tblVehicleEF	MCY	1.71	1.70
tblVehicleEF	MCY	1.13	1.12
tblVehicleEF	MCY	0.72	0.71
tblVehicleEF	MCY	2.69	2.69
tblVehicleEF	MCY	0.56	2.32
tblVehicleEF	MCY	2.27	1.99
tblVehicleEF	MDV	0.01	5.5556e-003
tblVehicleEF	MDV	0.02	0.09
tblVehicleEF	MDV	1.35	1.14
tblVehicleEF	MDV	3.25	3.33
tblVehicleEF	MDV	483.94	412.02
tblVehicleEF	MDV	107.92	87.05
tblVehicleEF	MDV	0.17	0.12
tblVehicleEF	MDV	0.32	0.39
tblVehicleEF	MDV	0.04	0.04
tblVehicleEF	MDV	8.0000e-003	8.0000e-003
tblVehicleEF	MDV	1.8260e-003	1.6293e-003

tblVehicleEF	MDV	2.5170e-003	2.0561e-003
tblVehicleEF	MDV	0.02	0.02
tblVehicleEF	MDV	2.0000e-003	2.0000e-003
tblVehicleEF	MDV	1.6830e-003	1.5030e-003
tblVehicleEF	MDV	2.3150e-003	1.8909e-003
tblVehicleEF	MDV	0.10	0.12
tblVehicleEF	MDV	0.20	0.17
tblVehicleEF	MDV	0.08	0.10
tblVehicleEF	MDV	0.03	0.02
tblVehicleEF	MDV	0.11	0.52
tblVehicleEF	MDV	0.25	0.45
tblVehicleEF	MDV	4.8500e-003	4.0736e-003
tblVehicleEF	MDV	1.1370e-003	8.6140e-004
tblVehicleEF	MDV	0.10	0.12
tblVehicleEF	MDV	0.20	0.17
tblVehicleEF	MDV	0.08	0.10
tblVehicleEF	MDV	0.05	0.03
tblVehicleEF	MDV	0.11	0.52
tblVehicleEF	MDV	0.28	0.50
tblVehicleEF	MDV	0.01	6.3576e-003
tblVehicleEF	MDV	0.02	0.08
tblVehicleEF	MDV	1.64	1.38
tblVehicleEF	MDV	2.69	2.75
tblVehicleEF	MDV	526.85	437.99
tblVehicleEF	MDV	107.92	85.88
tblVehicleEF	MDV	0.16	0.11
tblVehicleEF	MDV	0.30	0.36

tblVehicleEF	MDV	0.04	0.04
tblVehicleEF	MDV	8.0000e-003	8.0000e-003
tblVehicleEF	MDV	1.8260e-003	1.6293e-003
tblVehicleEF	MDV	2.5170e-003	2.0561e-003
tblVehicleEF	MDV	0.02	0.02
tblVehicleEF	MDV	2.0000e-003	2.0000e-003
tblVehicleEF	MDV	1.6830e-003	1.5030e-003
tblVehicleEF	MDV	2.3150e-003	1.8909e-003
tblVehicleEF	MDV	0.20	0.24
tblVehicleEF	MDV	0.23	0.20
tblVehicleEF	MDV	0.17	0.21
tblVehicleEF	MDV	0.04	0.03
tblVehicleEF	MDV	0.11	0.52
tblVehicleEF	MDV	0.21	0.38
tblVehicleEF	MDV	5.2830e-003	4.3306e-003
tblVehicleEF	MDV	1.1260e-003	8.4981e-004
tblVehicleEF	MDV	0.20	0.24
tblVehicleEF	MDV	0.23	0.20
tblVehicleEF	MDV	0.17	0.21
tblVehicleEF	MDV	0.05	0.04
tblVehicleEF	MDV	0.11	0.52
tblVehicleEF	MDV	0.23	0.42
tblVehicleEF	MDV	0.01	5.4097e-003
tblVehicleEF	MDV	0.02	0.09
tblVehicleEF	MDV	1.28	1.08
tblVehicleEF	MDV	3.20	3.28
tblVehicleEF	MDV	473.93	405.86

tblVehicleEF	MDV	107.92	86.95
tblVehicleEF	MDV	0.16	0.11
tblVehicleEF	MDV	0.32	0.38
tblVehicleEF	MDV	0.04	0.04
tblVehicleEF	MDV	8.0000e-003	8.0000e-003
tblVehicleEF	MDV	1.8260e-003	1.6293e-003
tblVehicleEF	MDV	2.5170e-003	2.0561e-003
tblVehicleEF	MDV	0.02	0.02
tblVehicleEF	MDV	2.0000e-003	2.0000e-003
tblVehicleEF	MDV	1.6830e-003	1.5030e-003
tblVehicleEF	MDV	2.3150e-003	1.8909e-003
tblVehicleEF	MDV	0.10	0.11
tblVehicleEF	MDV	0.22	0.19
tblVehicleEF	MDV	0.08	0.10
tblVehicleEF	MDV	0.03	0.02
tblVehicleEF	MDV	0.13	0.60
tblVehicleEF	MDV	0.25	0.45
tblVehicleEF	MDV	4.7490e-003	4.0127e-003
tblVehicleEF	MDV	1.1360e-003	8.6043e-004
tblVehicleEF	MDV	0.10	0.11
tblVehicleEF	MDV	0.22	0.19
tblVehicleEF	MDV	0.08	0.10
tblVehicleEF	MDV	0.04	0.03
tblVehicleEF	MDV	0.13	0.60
tblVehicleEF	MDV	0.27	0.49
tblVehicleEF	MH	0.04	3.7970e-003
tblVehicleEF	MH	0.03	0.00

tblVehicleEF	MH	3.07	0.36
tblVehicleEF	MH	6.43	0.00
tblVehicleEF	MH	1,045.05	951.23
tblVehicleEF	MH	59.49	0.00
tblVehicleEF	MH	1.54	4.54
tblVehicleEF	MH	0.91	0.00
tblVehicleEF	MH	0.13	0.13
tblVehicleEF	MH	0.01	0.02
tblVehicleEF	MH	0.04	0.14
tblVehicleEF	MH	1.1740e-003	0.00
tblVehicleEF	MH	0.06	0.06
tblVehicleEF	MH	3.2230e-003	4.0000e-003
tblVehicleEF	MH	0.04	0.14
tblVehicleEF	MH	1.0790e-003	0.00
tblVehicleEF	MH	1.47	0.00
tblVehicleEF	MH	0.09	0.00
tblVehicleEF	MH	0.51	0.00
tblVehicleEF	MH	0.10	0.08
tblVehicleEF	MH	0.03	0.00
tblVehicleEF	MH	0.37	0.00
tblVehicleEF	MH	0.01	8.9926e-003
tblVehicleEF	MH	7.0700e-004	0.00
tblVehicleEF	MH	1.47	0.00
tblVehicleEF	MH	0.09	0.00
tblVehicleEF	MH	0.51	0.00
tblVehicleEF	MH	0.14	0.09
tblVehicleEF	MH	0.03	0.00

tblVehicleEF	MH	0.40	0.00
tblVehicleEF	MH	0.04	3.7970e-003
tblVehicleEF	MH	0.03	0.00
tblVehicleEF	MH	3.19	0.36
tblVehicleEF	MH	5.84	0.00
tblVehicleEF	MH	1,045.05	951.23
tblVehicleEF	MH	59.49	0.00
tblVehicleEF	MH	1.41	4.26
tblVehicleEF	MH	0.86	0.00
tblVehicleEF	MH	0.13	0.13
tblVehicleEF	MH	0.01	0.02
tblVehicleEF	MH	0.04	0.14
tblVehicleEF	MH	1.1740e-003	0.00
tblVehicleEF	MH	0.06	0.06
tblVehicleEF	MH	3.2230e-003	4.0000e-003
tblVehicleEF	MH	0.04	0.14
tblVehicleEF	MH	1.0790e-003	0.00
tblVehicleEF	MH	2.91	0.00
tblVehicleEF	MH	0.11	0.00
tblVehicleEF	MH	1.21	0.00
tblVehicleEF	MH	0.11	0.08
tblVehicleEF	MH	0.03	0.00
tblVehicleEF	MH	0.34	0.00
tblVehicleEF	MH	0.01	8.9926e-003
tblVehicleEF	MH	6.9700e-004	0.00
tblVehicleEF	MH	2.91	0.00
tblVehicleEF	MH	0.11	0.00

tblVehicleEF	MH	1.21	0.00
tblVehicleEF	MH	0.15	0.09
tblVehicleEF	MH	0.03	0.00
tblVehicleEF	MH	0.38	0.00
tblVehicleEF	MH	0.04	3.7970e-003
tblVehicleEF	MH	0.03	0.00
tblVehicleEF	MH	3.08	0.36
tblVehicleEF	MH	6.36	0.00
tblVehicleEF	MH	1,045.05	951.23
tblVehicleEF	MH	59.49	0.00
tblVehicleEF	MH	1.51	4.46
tblVehicleEF	MH	0.89	0.00
tblVehicleEF	MH	0.13	0.13
tblVehicleEF	MH	0.01	0.02
tblVehicleEF	MH	0.04	0.14
tblVehicleEF	MH	1.1740e-003	0.00
tblVehicleEF	MH	0.06	0.06
tblVehicleEF	MH	3.2230e-003	4.0000e-003
tblVehicleEF	MH	0.04	0.14
tblVehicleEF	MH	1.0790e-003	0.00
tblVehicleEF	MH	1.75	0.00
tblVehicleEF	MH	0.11	0.00
tblVehicleEF	MH	0.53	0.00
tblVehicleEF	MH	0.10	0.08
tblVehicleEF	MH	0.03	0.00
tblVehicleEF	MH	0.37	0.00
tblVehicleEF	MH	0.01	8.9926e-003

tblVehicleEF	MH	7.0600e-004	0.00
tblVehicleEF	MH	1.75	0.00
tblVehicleEF	MH	0.11	0.00
tblVehicleEF	MH	0.53	0.00
tblVehicleEF	MH	0.15	0.09
tblVehicleEF	MH	0.03	0.00
tblVehicleEF	MH	0.40	0.00
tblVehicleEF	MHD	0.02	3.1744e-003
tblVehicleEF	MHD	3.5160e-003	3.4883e-003
tblVehicleEF	MHD	0.05	8.5118e-003
tblVehicleEF	MHD	0.32	0.34
tblVehicleEF	MHD	0.27	0.35
tblVehicleEF	MHD	5.32	0.97
tblVehicleEF	MHD	156.91	69.07
tblVehicleEF	MHD	1,101.52	999.60
tblVehicleEF	MHD	52.43	8.24
tblVehicleEF	MHD	0.60	0.51
tblVehicleEF	MHD	0.99	1.54
tblVehicleEF	MHD	11.88	1.42
tblVehicleEF	MHD	3.8600e-004	1.1814e-003
tblVehicleEF	MHD	0.13	0.13
tblVehicleEF	MHD	0.01	0.01
tblVehicleEF	MHD	5.0030e-003	0.03
tblVehicleEF	MHD	7.6400e-004	9.9655e-005
tblVehicleEF	MHD	3.6900e-004	1.1303e-003
tblVehicleEF	MHD	0.06	0.06
tblVehicleEF	MHD	3.0000e-003	3.0000e-003

tblVehicleEF	MHD	4.7830e-003	0.03
tblVehicleEF	MHD	7.0300e-004	9.1629e-005
tblVehicleEF	MHD	1.2800e-003	5.9283e-004
tblVehicleEF	MHD	0.04	0.02
tblVehicleEF	MHD	0.02	0.02
tblVehicleEF	MHD	6.5100e-004	2.9990e-004
tblVehicleEF	MHD	0.04	0.05
tblVehicleEF	MHD	0.02	0.11
tblVehicleEF	MHD	0.32	0.04
tblVehicleEF	MHD	1.5080e-003	6.5515e-004
tblVehicleEF	MHD	0.01	9.5251e-003
tblVehicleEF	MHD	6.1700e-004	8.1573e-005
tblVehicleEF	MHD	1.2800e-003	5.9283e-004
tblVehicleEF	MHD	0.04	0.02
tblVehicleEF	MHD	0.03	0.02
tblVehicleEF	MHD	6.5100e-004	2.9990e-004
tblVehicleEF	MHD	0.04	0.06
tblVehicleEF	MHD	0.02	0.11
tblVehicleEF	MHD	0.35	0.05
tblVehicleEF	MHD	0.02	3.0169e-003
tblVehicleEF	MHD	3.5800e-003	3.5292e-003
tblVehicleEF	MHD	0.05	8.1178e-003
tblVehicleEF	MHD	0.24	0.28
tblVehicleEF	MHD	0.28	0.36
tblVehicleEF	MHD	4.97	0.91
tblVehicleEF	MHD	166.20	69.79
tblVehicleEF	MHD	1,101.52	999.60

tblVehicleEF	MHD	52.43	8.13
tblVehicleEF	MHD	0.62	0.51
tblVehicleEF	MHD	0.92	1.44
tblVehicleEF	MHD	11.85	1.41
tblVehicleEF	MHD	3.2500e-004	9.9865e-004
tblVehicleEF	MHD	0.13	0.13
tblVehicleEF	MHD	0.01	0.01
tblVehicleEF	MHD	5.0030e-003	0.03
tblVehicleEF	MHD	7.6400e-004	9.9655e-005
tblVehicleEF	MHD	3.1100e-004	9.5545e-004
tblVehicleEF	MHD	0.06	0.06
tblVehicleEF	MHD	3.0000e-003	3.0000e-003
tblVehicleEF	MHD	4.7830e-003	0.03
tblVehicleEF	MHD	7.0300e-004	9.1629e-005
tblVehicleEF	MHD	2.5300e-003	1.1737e-003
tblVehicleEF	MHD	0.05	0.02
tblVehicleEF	MHD	0.02	0.02
tblVehicleEF	MHD	1.5010e-003	6.9414e-004
tblVehicleEF	MHD	0.04	0.05
tblVehicleEF	MHD	0.02	0.11
tblVehicleEF	MHD	0.30	0.04
tblVehicleEF	MHD	1.5950e-003	6.6201e-004
tblVehicleEF	MHD	0.01	9.5252e-003
tblVehicleEF	MHD	6.1100e-004	8.0502e-005
tblVehicleEF	MHD	2.5300e-003	1.1737e-003
tblVehicleEF	MHD	0.05	0.02
tblVehicleEF	MHD	0.03	0.02

tblVehicleEF	MHD	1.5010e-003	6.9414e-004
tblVehicleEF	MHD	0.04	0.06
tblVehicleEF	MHD	0.02	0.11
tblVehicleEF	MHD	0.33	0.05
tblVehicleEF	MHD	0.02	3.4065e-003
tblVehicleEF	MHD	3.5220e-003	3.4913e-003
tblVehicleEF	MHD	0.05	8.4146e-003
tblVehicleEF	MHD	0.45	0.41
tblVehicleEF	MHD	0.27	0.35
tblVehicleEF	MHD	5.23	0.96
tblVehicleEF	MHD	144.06	68.08
tblVehicleEF	MHD	1,101.52	999.60
tblVehicleEF	MHD	52.43	8.22
tblVehicleEF	MHD	0.57	0.51
tblVehicleEF	MHD	0.97	1.51
tblVehicleEF	MHD	11.87	1.42
tblVehicleEF	MHD	4.7000e-004	1.4337e-003
tblVehicleEF	MHD	0.13	0.13
tblVehicleEF	MHD	0.01	0.01
tblVehicleEF	MHD	5.0030e-003	0.03
tblVehicleEF	MHD	7.6400e-004	9.9655e-005
tblVehicleEF	MHD	4.4900e-004	1.3717e-003
tblVehicleEF	MHD	0.06	0.06
tblVehicleEF	MHD	3.0000e-003	3.0000e-003
tblVehicleEF	MHD	4.7830e-003	0.03
tblVehicleEF	MHD	7.0300e-004	9.1629e-005
tblVehicleEF	MHD	1.3890e-003	6.4564e-004

tblVehicleEF	MHD	0.05	0.02
tblVehicleEF	MHD	0.03	0.02
tblVehicleEF	MHD	6.4000e-004	2.9482e-004
tblVehicleEF	MHD	0.04	0.05
tblVehicleEF	MHD	0.02	0.12
tblVehicleEF	MHD	0.32	0.04
tblVehicleEF	MHD	1.3860e-003	6.4563e-004
tblVehicleEF	MHD	0.01	9.5251e-003
tblVehicleEF	MHD	6.1600e-004	8.1312e-005
tblVehicleEF	MHD	1.3890e-003	6.4564e-004
tblVehicleEF	MHD	0.05	0.02
tblVehicleEF	MHD	0.04	0.02
tblVehicleEF	MHD	6.4000e-004	2.9482e-004
tblVehicleEF	MHD	0.04	0.06
tblVehicleEF	MHD	0.02	0.12
tblVehicleEF	MHD	0.35	0.05
tblVehicleEF	OBUS	0.01	9.1482e-003
tblVehicleEF	OBUS	9.9110e-003	8.5444e-003
tblVehicleEF	OBUS	0.03	0.03
tblVehicleEF	OBUS	0.26	0.48
tblVehicleEF	OBUS	0.63	0.98
tblVehicleEF	OBUS	6.27	2.73
tblVehicleEF	OBUS	70.35	66.56
tblVehicleEF	OBUS	1,121.50	1,475.42
tblVehicleEF	OBUS	70.70	21.88
tblVehicleEF	OBUS	0.28	0.29
tblVehicleEF	OBUS	0.97	1.13

tblVehicleEF	OBUS	1.93	0.61
tblVehicleEF	OBUS	6.4000e-005	5.0004e-004
tblVehicleEF	OBUS	0.13	0.13
tblVehicleEF	OBUS	0.01	0.01
tblVehicleEF	OBUS	4.6440e-003	0.01
tblVehicleEF	OBUS	9.2900e-004	2.3022e-004
tblVehicleEF	OBUS	6.1000e-005	4.7841e-004
tblVehicleEF	OBUS	0.06	0.06
tblVehicleEF	OBUS	3.0000e-003	3.0000e-003
tblVehicleEF	OBUS	4.4220e-003	0.01
tblVehicleEF	OBUS	8.5400e-004	2.1168e-004
tblVehicleEF	OBUS	2.1800e-003	2.7868e-003
tblVehicleEF	OBUS	0.02	0.03
tblVehicleEF	OBUS	0.04	0.05
tblVehicleEF	OBUS	9.3100e-004	1.1432e-003
tblVehicleEF	OBUS	0.04	0.06
tblVehicleEF	OBUS	0.05	0.31
tblVehicleEF	OBUS	0.38	0.13
tblVehicleEF	OBUS	6.8400e-004	6.3587e-004
tblVehicleEF	OBUS	0.01	0.01
tblVehicleEF	OBUS	8.1700e-004	2.1653e-004
tblVehicleEF	OBUS	2.1800e-003	2.7868e-003
tblVehicleEF	OBUS	0.02	0.03
tblVehicleEF	OBUS	0.05	0.07
tblVehicleEF	OBUS	9.3100e-004	1.1432e-003
tblVehicleEF	OBUS	0.06	0.07
tblVehicleEF	OBUS	0.05	0.31

tblVehicleEF	OBUS	0.42	0.14
tblVehicleEF	OBUS	0.01	9.2023e-003
tblVehicleEF	OBUS	0.01	8.7764e-003
tblVehicleEF	OBUS	0.03	0.02
tblVehicleEF	OBUS	0.26	0.47
tblVehicleEF	OBUS	0.65	1.01
tblVehicleEF	OBUS	5.74	2.51
tblVehicleEF	OBUS	73.50	66.43
tblVehicleEF	OBUS	1,121.50	1,475.46
tblVehicleEF	OBUS	70.70	21.50
tblVehicleEF	OBUS	0.29	0.28
tblVehicleEF	OBUS	0.90	1.04
tblVehicleEF	OBUS	1.88	0.60
tblVehicleEF	OBUS	5.4000e-005	4.2493e-004
tblVehicleEF	OBUS	0.13	0.13
tblVehicleEF	OBUS	0.01	0.01
tblVehicleEF	OBUS	4.6440e-003	0.01
tblVehicleEF	OBUS	9.2900e-004	2.3022e-004
tblVehicleEF	OBUS	5.1000e-005	4.0655e-004
tblVehicleEF	OBUS	0.06	0.06
tblVehicleEF	OBUS	3.0000e-003	3.0000e-003
tblVehicleEF	OBUS	4.4220e-003	0.01
tblVehicleEF	OBUS	8.5400e-004	2.1168e-004
tblVehicleEF	OBUS	4.2350e-003	5.4314e-003
tblVehicleEF	OBUS	0.02	0.03
tblVehicleEF	OBUS	0.03	0.05
tblVehicleEF	OBUS	2.1330e-003	2.6364e-003

tblVehicleEF	OBUS	0.05	0.06
tblVehicleEF	OBUS	0.05	0.31
tblVehicleEF	OBUS	0.36	0.12
tblVehicleEF	OBUS	7.1400e-004	6.3458e-004
tblVehicleEF	OBUS	0.01	0.01
tblVehicleEF	OBUS	8.0800e-004	2.1273e-004
tblVehicleEF	OBUS	4.2350e-003	5.4314e-003
tblVehicleEF	OBUS	0.02	0.03
tblVehicleEF	OBUS	0.05	0.07
tblVehicleEF	OBUS	2.1330e-003	2.6364e-003
tblVehicleEF	OBUS	0.06	0.08
tblVehicleEF	OBUS	0.05	0.31
tblVehicleEF	OBUS	0.40	0.14
tblVehicleEF	OBUS	0.01	9.1126e-003
tblVehicleEF	OBUS	9.9380e-003	8.5701e-003
tblVehicleEF	OBUS	0.03	0.03
tblVehicleEF	OBUS	0.28	0.49
tblVehicleEF	OBUS	0.63	0.99
tblVehicleEF	OBUS	6.22	2.71
tblVehicleEF	OBUS	66.00	66.75
tblVehicleEF	OBUS	1,121.50	1,475.42
tblVehicleEF	OBUS	70.70	21.85
tblVehicleEF	OBUS	0.27	0.30
tblVehicleEF	OBUS	0.96	1.11
tblVehicleEF	OBUS	1.91	0.61
tblVehicleEF	OBUS	7.7000e-005	6.0376e-004
tblVehicleEF	OBUS	0.13	0.13

tblVehicleEF	OBUS	0.01	0.01
tblVehicleEF	OBUS	4.6440e-003	0.01
tblVehicleEF	OBUS	9.2900e-004	2.3022e-004
tblVehicleEF	OBUS	7.4000e-005	5.7764e-004
tblVehicleEF	OBUS	0.06	0.06
tblVehicleEF	OBUS	3.0000e-003	3.0000e-003
tblVehicleEF	OBUS	4.4220e-003	0.01
tblVehicleEF	OBUS	8.5400e-004	2.1168e-004
tblVehicleEF	OBUS	2.3200e-003	3.0071e-003
tblVehicleEF	OBUS	0.02	0.03
tblVehicleEF	OBUS	0.04	0.05
tblVehicleEF	OBUS	9.4100e-004	1.1537e-003
tblVehicleEF	OBUS	0.04	0.06
tblVehicleEF	OBUS	0.05	0.33
tblVehicleEF	OBUS	0.38	0.13
tblVehicleEF	OBUS	6.4200e-004	6.3764e-004
tblVehicleEF	OBUS	0.01	0.01
tblVehicleEF	OBUS	8.1600e-004	2.1619e-004
tblVehicleEF	OBUS	2.3200e-003	3.0071e-003
tblVehicleEF	OBUS	0.02	0.03
tblVehicleEF	OBUS	0.05	0.06
tblVehicleEF	OBUS	9.4100e-004	1.1537e-003
tblVehicleEF	OBUS	0.06	0.08
tblVehicleEF	OBUS	0.05	0.33
tblVehicleEF	OBUS	0.42	0.14
tblVehicleEF	SBUS	0.84	0.04
tblVehicleEF	SBUS	0.01	6.8547e-003

tblVehicleEF	SBUS	0.07	4.0772e-003
tblVehicleEF	SBUS	5.71	1.90
tblVehicleEF	SBUS	0.65	0.58
tblVehicleEF	SBUS	5.33	0.55
tblVehicleEF	SBUS	1,258.13	336.22
tblVehicleEF	SBUS	1,136.31	1,128.72
tblVehicleEF	SBUS	37.11	3.21
tblVehicleEF	SBUS	11.70	3.35
tblVehicleEF	SBUS	4.77	5.07
tblVehicleEF	SBUS	15.02	0.95
tblVehicleEF	SBUS	0.01	4.0347e-003
tblVehicleEF	SBUS	0.74	0.74
tblVehicleEF	SBUS	0.01	0.01
tblVehicleEF	SBUS	0.03	0.03
tblVehicleEF	SBUS	5.1700e-004	2.9951e-005
tblVehicleEF	SBUS	0.01	3.8601e-003
tblVehicleEF	SBUS	0.32	0.32
tblVehicleEF	SBUS	2.7560e-003	2.7657e-003
tblVehicleEF	SBUS	0.03	0.03
tblVehicleEF	SBUS	4.7500e-004	2.7538e-005
tblVehicleEF	SBUS	2.9260e-003	7.3837e-004
tblVehicleEF	SBUS	0.02	5.5395e-003
tblVehicleEF	SBUS	0.68	0.20
tblVehicleEF	SBUS	1.3050e-003	3.4812e-004
tblVehicleEF	SBUS	0.11	0.10
tblVehicleEF	SBUS	9.3510e-003	0.04
tblVehicleEF	SBUS	0.27	0.02

tblVehicleEF	SBUS	0.01	3.1957e-003
tblVehicleEF	SBUS	0.01	0.01
tblVehicleEF	SBUS	4.6300e-004	3.1783e-005
tblVehicleEF	SBUS	2.9260e-003	7.3837e-004
tblVehicleEF	SBUS	0.02	5.5395e-003
tblVehicleEF	SBUS	0.97	0.28
tblVehicleEF	SBUS	1.3050e-003	3.4812e-004
tblVehicleEF	SBUS	0.13	0.11
tblVehicleEF	SBUS	9.3510e-003	0.04
tblVehicleEF	SBUS	0.30	0.03
tblVehicleEF	SBUS	0.84	0.04
tblVehicleEF	SBUS	0.01	6.9393e-003
tblVehicleEF	SBUS	0.06	3.3785e-003
tblVehicleEF	SBUS	5.56	1.86
tblVehicleEF	SBUS	0.66	0.59
tblVehicleEF	SBUS	3.65	0.39
tblVehicleEF	SBUS	1,322.00	344.13
tblVehicleEF	SBUS	1,136.31	1,128.74
tblVehicleEF	SBUS	37.11	2.94
tblVehicleEF	SBUS	12.08	3.42
tblVehicleEF	SBUS	4.47	4.75
tblVehicleEF	SBUS	14.99	0.95
tblVehicleEF	SBUS	0.01	3.4093e-003
tblVehicleEF	SBUS	0.74	0.74
tblVehicleEF	SBUS	0.01	0.01
tblVehicleEF	SBUS	0.03	0.03
tblVehicleEF	SBUS	5.1700e-004	2.9951e-005

tblVehicleEF	SBUS	9.6490e-003	3.2619e-003
tblVehicleEF	SBUS	0.32	0.32
tblVehicleEF	SBUS	2.7560e-003	2.7657e-003
tblVehicleEF	SBUS	0.03	0.03
tblVehicleEF	SBUS	4.7500e-004	2.7538e-005
tblVehicleEF	SBUS	5.6170e-003	1.3276e-003
tblVehicleEF	SBUS	0.02	5.8525e-003
tblVehicleEF	SBUS	0.67	0.20
tblVehicleEF	SBUS	2.8800e-003	6.7376e-004
tblVehicleEF	SBUS	0.11	0.10
tblVehicleEF	SBUS	8.5310e-003	0.03
tblVehicleEF	SBUS	0.22	0.02
tblVehicleEF	SBUS	0.01	3.2705e-003
tblVehicleEF	SBUS	0.01	0.01
tblVehicleEF	SBUS	4.3500e-004	2.9141e-005
tblVehicleEF	SBUS	5.6170e-003	1.3276e-003
tblVehicleEF	SBUS	0.02	5.8525e-003
tblVehicleEF	SBUS	0.97	0.28
tblVehicleEF	SBUS	2.8800e-003	6.7376e-004
tblVehicleEF	SBUS	0.13	0.12
tblVehicleEF	SBUS	8.5310e-003	0.03
tblVehicleEF	SBUS	0.24	0.02
tblVehicleEF	SBUS	0.84	0.04
tblVehicleEF	SBUS	0.01	6.8505e-003
tblVehicleEF	SBUS	0.07	4.1761e-003
tblVehicleEF	SBUS	5.91	1.95
tblVehicleEF	SBUS	0.65	0.58

tblVehicleEF	SBUS	5.37	0.57
tblVehicleEF	SBUS	1,169.92	325.30
tblVehicleEF	SBUS	1,136.31	1,128.72
tblVehicleEF	SBUS	37.11	3.24
tblVehicleEF	SBUS	11.19	3.26
tblVehicleEF	SBUS	4.69	4.99
tblVehicleEF	SBUS	15.02	0.95
tblVehicleEF	SBUS	0.01	4.8982e-003
tblVehicleEF	SBUS	0.74	0.74
tblVehicleEF	SBUS	0.01	0.01
tblVehicleEF	SBUS	0.03	0.03
tblVehicleEF	SBUS	5.1700e-004	2.9951e-005
tblVehicleEF	SBUS	0.01	4.6863e-003
tblVehicleEF	SBUS	0.32	0.32
tblVehicleEF	SBUS	2.7560e-003	2.7657e-003
tblVehicleEF	SBUS	0.03	0.03
tblVehicleEF	SBUS	4.7500e-004	2.7538e-005
tblVehicleEF	SBUS	2.9580e-003	7.2630e-004
tblVehicleEF	SBUS	0.02	5.8802e-003
tblVehicleEF	SBUS	0.68	0.20
tblVehicleEF	SBUS	1.2820e-003	3.5327e-004
tblVehicleEF	SBUS	0.11	0.10
tblVehicleEF	SBUS	0.01	0.05
tblVehicleEF	SBUS	0.28	0.02
tblVehicleEF	SBUS	0.01	3.0925e-003
tblVehicleEF	SBUS	0.01	0.01
tblVehicleEF	SBUS	4.6400e-004	3.2075e-005

tblVehicleEF	SBUS	2.9580e-003	7.2630e-004
tblVehicleEF	SBUS	0.02	5.8802e-003
tblVehicleEF	SBUS	0.98	0.28
tblVehicleEF	SBUS	1.2820e-003	3.5327e-004
tblVehicleEF	SBUS	0.13	0.11
tblVehicleEF	SBUS	0.01	0.05
tblVehicleEF	SBUS	0.31	0.03
tblVehicleEF	UBUS	1.83	4.19
tblVehicleEF	UBUS	0.08	0.02
tblVehicleEF	UBUS	9.26	32.67
tblVehicleEF	UBUS	14.34	1.43
tblVehicleEF	UBUS	1,846.39	1,724.94
tblVehicleEF	UBUS	136.37	16.90
tblVehicleEF	UBUS	5.87	0.37
tblVehicleEF	UBUS	13.57	0.17
tblVehicleEF	UBUS	0.52	0.08
tblVehicleEF	UBUS	0.01	0.03
tblVehicleEF	UBUS	0.07	2.6830e-003
tblVehicleEF	UBUS	1.4030e-003	1.8942e-004
tblVehicleEF	UBUS	0.22	0.03
tblVehicleEF	UBUS	3.0000e-003	6.3128e-003
tblVehicleEF	UBUS	0.06	2.5514e-003
tblVehicleEF	UBUS	1.2900e-003	1.7416e-004
tblVehicleEF	UBUS	8.0860e-003	1.5317e-003
tblVehicleEF	UBUS	0.11	8.4711e-003
tblVehicleEF	UBUS	3.9450e-003	6.5234e-004
tblVehicleEF	UBUS	0.61	0.06

tblVehicleEF	UBUS	0.02	0.04
tblVehicleEF	UBUS	1.15	0.06
tblVehicleEF	UBUS	0.01	3.8821e-003
tblVehicleEF	UBUS	1.6240e-003	1.6724e-004
tblVehicleEF	UBUS	8.0860e-003	1.5317e-003
tblVehicleEF	UBUS	0.11	8.4711e-003
tblVehicleEF	UBUS	3.9450e-003	6.5234e-004
tblVehicleEF	UBUS	2.50	4.28
tblVehicleEF	UBUS	0.02	0.04
tblVehicleEF	UBUS	1.25	0.07
tblVehicleEF	UBUS	1.83	4.19
tblVehicleEF	UBUS	0.08	0.01
tblVehicleEF	UBUS	9.36	32.67
tblVehicleEF	UBUS	11.74	1.17
tblVehicleEF	UBUS	1,846.39	1,724.94
tblVehicleEF	UBUS	136.37	16.47
tblVehicleEF	UBUS	5.45	0.37
tblVehicleEF	UBUS	13.45	0.16
tblVehicleEF	UBUS	0.52	0.08
tblVehicleEF	UBUS	0.01	0.03
tblVehicleEF	UBUS	0.07	2.6830e-003
tblVehicleEF	UBUS	1.4030e-003	1.8942e-004
tblVehicleEF	UBUS	0.22	0.03
tblVehicleEF	UBUS	3.0000e-003	6.3128e-003
tblVehicleEF	UBUS	0.06	2.5514e-003
tblVehicleEF	UBUS	1.2900e-003	1.7416e-004
tblVehicleEF	UBUS	0.02	2.9018e-003

tblVehicleEF	UBUS	0.14	0.01
tblVehicleEF	UBUS	9.3320e-003	1.4773e-003
tblVehicleEF	UBUS	0.62	0.06
tblVehicleEF	UBUS	0.02	0.04
tblVehicleEF	UBUS	1.02	0.06
tblVehicleEF	UBUS	0.01	3.8821e-003
tblVehicleEF	UBUS	1.5790e-003	1.6303e-004
tblVehicleEF	UBUS	0.02	2.9018e-003
tblVehicleEF	UBUS	0.14	0.01
tblVehicleEF	UBUS	9.3320e-003	1.4773e-003
tblVehicleEF	UBUS	2.52	4.28
tblVehicleEF	UBUS	0.02	0.04
tblVehicleEF	UBUS	1.12	0.06
tblVehicleEF	UBUS	1.83	4.19
tblVehicleEF	UBUS	0.08	0.02
tblVehicleEF	UBUS	9.27	32.67
tblVehicleEF	UBUS	13.86	1.39
tblVehicleEF	UBUS	1,846.39	1,724.94
tblVehicleEF	UBUS	136.37	16.85
tblVehicleEF	UBUS	5.76	0.37
tblVehicleEF	UBUS	13.55	0.16
tblVehicleEF	UBUS	0.52	0.08
tblVehicleEF	UBUS	0.01	0.03
tblVehicleEF	UBUS	0.07	2.6830e-003
tblVehicleEF	UBUS	1.4030e-003	1.8942e-004
tblVehicleEF	UBUS	0.22	0.03
tblVehicleEF	UBUS	3.0000e-003	6.3128e-003

tblVehicleEF	UBUS	0.06	2.5514e-003
tblVehicleEF	UBUS	1.2900e-003	1.7416e-004
tblVehicleEF	UBUS	9.2250e-003	1.6222e-003
tblVehicleEF	UBUS	0.14	9.7128e-003
tblVehicleEF	UBUS	4.1190e-003	6.4835e-004
tblVehicleEF	UBUS	0.61	0.06
tblVehicleEF	UBUS	0.03	0.04
tblVehicleEF	UBUS	1.13	0.06
tblVehicleEF	UBUS	0.01	3.8821e-003
tblVehicleEF	UBUS	1.6160e-003	1.6670e-004
tblVehicleEF	UBUS	9.2250e-003	1.6222e-003
tblVehicleEF	UBUS	0.14	9.7128e-003
tblVehicleEF	UBUS	4.1190e-003	6.4835e-004
tblVehicleEF	UBUS	2.50	4.28
tblVehicleEF	UBUS	0.03	0.04
tblVehicleEF	UBUS	1.24	0.07
tblVehicleTrips	CNW_TTP	41.00	0.00
tblVehicleTrips	CNW_TTP	41.00	0.00
tblVehicleTrips	CW_TL	16.60	14.00
tblVehicleTrips	CW_TL	16.60	14.00
tblVehicleTrips	CW_TTP	59.00	100.00
tblVehicleTrips	CW_TTP	59.00	100.00
tblVehicleTrips	DV_TP	5.00	0.00
tblVehicleTrips	DV_TP	5.00	0.00
tblVehicleTrips	PB_TP	3.00	0.00
tblVehicleTrips	PB_TP	3.00	0.00
tblVehicleTrips	PR_TP	92.00	100.00

tblVehicleTrips	PR_TP	92.00	100.00
tblVehicleTrips	ST_TR	1.68	1.44
tblVehicleTrips	ST_TR	1.68	1.18
tblVehicleTrips	SU_TR	1.68	1.44
tblVehicleTrips	SU_TR	1.68	1.18
tblVehicleTrips	WD_TR	1.68	1.44
tblVehicleTrips	WD_TR	1.68	1.18
tblWater	IndoorWaterUseRate	51,728,312.50	0.00
tblWater	IndoorWaterUseRate	206,915,562.50	34,675,000.00

2.0 Emissions Summary

2.1 Overall Construction (Maximum Daily Emission)

Unmitigated Construction

	ROG	NOx	CO	SO2	Fugitive PM10	Exhaust PM10	PM10 Total	Fugitive PM2.5	Exhaust PM2.5	PM2.5 Total	Bio- CO2	NBio- CO2	Total CO2	CH4	N2O	CO2e
Year	lb/day										lb/day					
2020	0.0000	0.0000	0.0000	0.0000	0.0000	0.0000	0.0000	0.0000	0.0000	0.0000	0.0000	0.0000	0.0000	0.0000	0.0000	0.0000
Maximum	**0.0000**	**0.0000**	**0.0000**	**0.0000**	**0.0000**	**0.0000**	**0.0000**	**0.0000**	**0.0000**	**0.0000**	**0.0000**	**0.0000**	**0.0000**	**0.0000**	**0.0000**	**0.0000**

Mitigated Construction

	ROG	NOx	CO	SO2	Fugitive PM10	Exhaust PM10	PM10 Total	Fugitive PM2.5	Exhaust PM2.5	PM2.5 Total	Bio- CO2	NBio- CO2	Total CO2	CH4	N2O	CO2e
Year	lb/day										lb/day					
2020	0.0000	0.0000	0.0000	0.0000	0.0000	0.0000	0.0000	0.0000	0.0000	0.0000	0.0000	0.0000	0.0000	0.0000	0.0000	0.0000
Maximum	**0.0000**	**0.0000**	**0.0000**	**0.0000**	**0.0000**	**0.0000**	**0.0000**	**0.0000**	**0.0000**	**0.0000**	**0.0000**	**0.0000**	**0.0000**	**0.0000**	**0.0000**	**0.0000**

	ROG	**NOx**	**CO**	**SO2**	**Fugitive PM10**	**Exhaust PM10**	**PM10 Total**	**Fugitive PM2.5**	**Exhaust PM2.5**	**PM2.5 Total**	**Bio- CO2**	**NBio-CO2**	**Total CO2**	**CH4**	**N20**	**CO2e**
Percent Reduction	**0.00**	**0.00**	**0.00**	**0.00**	**0.00**	**0.00**	**0.00**	**0.00**	**0.00**	**0.00**	**0.00**	**0.00**	**0.00**	**0.00**	**0.00**	**0.00**

2.2 Overall Operational

Unmitigated Operational

	ROG	NOx	CO	SO2	Fugitive PM10	Exhaust PM10	PM10 Total	Fugitive PM2.5	Exhaust PM2.5	PM2.5 Total	Bio- CO2	NBio- CO2	Total CO2	CH4	N2O	CO2e
Category	lb/day										lb/day					
Area	25.4146	1.8900e-003	0.2075	2.0000e-005		7.4000e-004	7.4000e-004		7.4000e-004	7.4000e-004		0.4441	0.4441	1.1700e-003		0.4734
Energy	0.3958	3.5978	3.0222	0.0216		0.2734	0.2734		0.2734	0.2734		4,317.3818	4,317.3818	0.0828	0.0792	4,343.0378
Mobile	3.4840	3.2703	39.9125	0.1246	14.6558	0.0704	14.7262	3.8851	0.0648	3.9499		12,595.2649	12,595.2649	0.3304		12,603.5243
Offroad	0.4881	5.0705	3.0344	0.0127		0.1750	0.1750		0.1610	0.1610		1,227.1509	1,227.1509	0.3969		1,237.0731
Total	**29.7824**	**11.9405**	**46.1765**	**0.1589**	**14.6558**	**0.5195**	**15.1753**	**3.8851**	**0.5000**	**4.3850**		**18,140.2417**	**18,140.2417**	**0.8112**	**0.0792**	**18,184.1086**

2.2 Overall Operational

Mitigated Operational

	ROG	NOx	CO	SO2	Fugitive PM10	Exhaust PM10	PM10 Total	Fugitive PM2.5	Exhaust PM2.5	PM2.5 Total	Bio- CO2	NBio- CO2	Total CO2	CH4	N2O	CO2e
Category	lb/day										lb/day					
Area	25.4146	1.8900e-003	0.2075	2.0000e-005		7.4000e-004	7.4000e-004		7.4000e-004	7.4000e-004		0.4441	0.4441	1.1700e-003		0.4734
Energy	0.3958	3.5978	3.0222	0.0216		0.2734	0.2734		0.2734	0.2734		4,317.3818	4,317.3818	0.0828	0.0792	4,343.0378
Mobile	3.4840	3.2703	39.9125	0.1246	14.6558	0.0704	14.7262	3.8851	0.0648	3.9499		12,595.2649	12,595.2649	0.3304		12,603.5243
Offroad	0.4881	5.0705	3.0344	0.0127		0.1750	0.1750		0.1610	0.1610		1,227.1509	1,227.1509	0.3969		1,237.0731
Total	**29.7824**	**11.9405**	**46.1765**	**0.1589**	**14.6558**	**0.5195**	**15.1753**	**3.8851**	**0.5000**	**4.3850**		**18,140.2417**	**18,140.2417**	**0.8112**	**0.0792**	**18,184.1086**

	ROG	NOx	CO	SO2	Fugitive PM10	Exhaust PM10	PM10 Total	Fugitive PM2.5	Exhaust PM2.5	PM2.5 Total	Bio- CO2	NBio-CO2	Total CO2	CH4	N20	CO2e
Percent Reduction	**0.00**	**0.00**	**0.00**	**0.00**	**0.00**	**0.00**	**0.00**	**0.00**	**0.00**	**0.00**	**0.00**	**0.00**	**0.00**	**0.00**	**0.00**	**0.00**

3.0 Construction Detail

Construction Phase

Phase Number	Phase Name	Phase Type	Start Date	End Date	Num Days Week	Num Days	Phase Description
1	Demolition	Demolition	4/1/2020	4/1/2020	5	1	

Acres of Grading (Site Preparation Phase): 0

Acres of Grading (Grading Phase): 0

Acres of Paving: 21.82

Residential Indoor: 0; Residential Outdoor: 0; Non-Residential Indoor: 0; Non-Residential Outdoor: 0; Striped Parking Area: 0 (Architectural Coating – sqft)

OffRoad Equipment

Phase Name	Offroad Equipment Type	Amount	Usage Hours	Horse Power	Load Factor
Demolition	Concrete/Industrial Saws	0	8.00	81	0.73
Demolition	Excavators	0	8.00	158	0.38
Demolition	Rubber Tired Dozers	0	8.00	247	0.40

Trips and VMT

Phase Name	Offroad Equipment Count	Worker Trip Number	Vendor Trip Number	Hauling Trip Number	Worker Trip Length	Vendor Trip Length	Hauling Trip Length	Worker Vehicle Class	Vendor Vehicle Class	Hauling Vehicle Class
Demolition	0	0.00	0.00	0.00	14.70	6.90	20.00	LD_Mix	HDT_Mix	HHDT

3.1 Mitigation Measures Construction

3.2 Demolition - 2020

Unmitigated Construction On-Site

	ROG	NOx	CO	SO2	Fugitive PM10	Exhaust PM10	PM10 Total	Fugitive PM2.5	Exhaust PM2.5	PM2.5 Total	Bio- CO2	NBio- CO2	Total CO2	CH4	N2O	CO2e
Category	lb/day										lb/day					
Off-Road	0.0000	0.0000	0.0000	0.0000		0.0000	0.0000		0.0000	0.0000		0.0000	0.0000	0.0000		0.0000
Total	**0.0000**	**0.0000**	**0.0000**	**0.0000**		**0.0000**	**0.0000**		**0.0000**	**0.0000**		**0.0000**	**0.0000**	**0.0000**		**0.0000**

Unmitigated Construction Off-Site

	ROG	NOx	CO	SO2	Fugitive PM10	Exhaust PM10	PM10 Total	Fugitive PM2.5	Exhaust PM2.5	PM2.5 Total	Bio- CO2	NBio- CO2	Total CO2	CH4	N2O	CO2e
Category	lb/day										lb/day					
Hauling	0.0000	0.0000	0.0000	0.0000	0.0000	0.0000	0.0000	0.0000	0.0000	0.0000		0.0000	0.0000	0.0000		0.0000
Vendor	0.0000	0.0000	0.0000	0.0000	0.0000	0.0000	0.0000	0.0000	0.0000	0.0000		0.0000	0.0000	0.0000		0.0000
Worker	0.0000	0.0000	0.0000	0.0000	0.0000	0.0000	0.0000	0.0000	0.0000	0.0000		0.0000	0.0000	0.0000		0.0000
Total	**0.0000**	**0.0000**	**0.0000**	**0.0000**	**0.0000**	**0.0000**	**0.0000**	**0.0000**	**0.0000**	**0.0000**		**0.0000**	**0.0000**	**0.0000**		**0.0000**

3.2 Demolition - 2020

Mitigated Construction On-Site

	ROG	NOx	CO	SO2	Fugitive PM10	Exhaust PM10	PM10 Total	Fugitive PM2.5	Exhaust PM2.5	PM2.5 Total	Bio- CO2	NBio- CO2	Total CO2	CH4	N2O	CO2e
Category	lb/day										lb/day					
Off-Road	0.0000	0.0000	0.0000	0.0000		0.0000	0.0000		0.0000	0.0000	0.0000	0.0000	0.0000	0.0000		0.0000
Total	**0.0000**	**0.0000**	**0.0000**	**0.0000**		**0.0000**	**0.0000**		**0.0000**	**0.0000**	**0.0000**	**0.0000**	**0.0000**	**0.0000**		**0.0000**

Mitigated Construction Off-Site

	ROG	NOx	CO	SO2	Fugitive PM10	Exhaust PM10	PM10 Total	Fugitive PM2.5	Exhaust PM2.5	PM2.5 Total	Bio- CO2	NBio- CO2	Total CO2	CH4	N2O	CO2e
Category	lb/day										lb/day					
Hauling	0.0000	0.0000	0.0000	0.0000	0.0000	0.0000	0.0000	0.0000	0.0000	0.0000		0.0000	0.0000	0.0000		0.0000
Vendor	0.0000	0.0000	0.0000	0.0000	0.0000	0.0000	0.0000	0.0000	0.0000	0.0000		0.0000	0.0000	0.0000		0.0000
Worker	0.0000	0.0000	0.0000	0.0000	0.0000	0.0000	0.0000	0.0000	0.0000	0.0000		0.0000	0.0000	0.0000		0.0000
Total	**0.0000**	**0.0000**	**0.0000**	**0.0000**	**0.0000**	**0.0000**	**0.0000**	**0.0000**	**0.0000**	**0.0000**		**0.0000**	**0.0000**	**0.0000**		**0.0000**

4.0 Operational Detail - Mobile

4.1 Mitigation Measures Mobile

	ROG	NOx	CO	SO2	Fugitive PM10	Exhaust PM10	PM10 Total	Fugitive PM2.5	Exhaust PM2.5	PM2.5 Total	Bio- CO2	NBio- CO2	Total CO2	CH4	N2O	CO2e
Category	lb/day										lb/day					
Mitigated	3.4840	3.2703	39.9125	0.1246	14.6558	0.0704	14.7262	3.8851	0.0648	3.9499		12,595.2649	12,595.2649	0.3304		12,603.5243
Unmitigated	3.4840	3.2703	39.9125	0.1246	14.6558	0.0704	14.7262	3.8851	0.0648	3.9499		12,595.2649	12,595.2649	0.3304		12,603.5243

4.2 Trip Summary Information

	Average Daily Trip Rate			Unmitigated	Mitigated
Land Use	Weekday	Saturday	Sunday	Annual VMT	Annual VMT
Other Non-Asphalt Surfaces	0.00	0.00	0.00		
Parking Lot	0.00	0.00	0.00		
Refrigerated Warehouse-No Rail	322.11	322.11	322.11	1,641,491	1,641,491
Unrefrigerated Warehouse-No Rail	1,055.83	1,055.83	1055.83	5,380,503	5,380,503
Total	1,377.94	1,377.94	1,377.94	7,021,993	7,021,993

4.3 Trip Type Information

	Miles			Trip %			Trip Purpose %		
Land Use	H-W or C-W	H-S or C-C	H-O or C-NW	H-W or C-W	H-S or C-C	H-O or C-NW	Primary	Diverted	Pass-by
Other Non-Asphalt Surfaces	16.60	8.40	6.90	0.00	0.00	0.00	0	0	0
Parking Lot	16.60	8.40	6.90	0.00	0.00	0.00	0	0	0
Refrigerated Warehouse-No Rail	14.00	8.40	6.90	100.00	0.00	0.00	100	0	0
Unrefrigerated Warehouse-No Rail	14.00	8.40	6.90	100.00	0.00	0.00	100	0	0

4.4 Fleet Mix

Land Use	LDA	LDT1	LDT2	MDV	LHD1	LHD2	MHD	HHD	OBUS	UBUS	MCY	SBUS	MH
Other Non-Asphalt Surfaces	0.553113	0.036408	0.180286	0.116335	0.016165	0.005101	0.018218	0.063797	0.001357	0.001565	0.005903	0.000808	0.000944
Parking Lot	0.553113	0.036408	0.180286	0.116335	0.016165	0.005101	0.018218	0.063797	0.001357	0.001565	0.005903	0.000808	0.000944
Refrigerated Warehouse-No Rail	0.624181	0.041086	0.203450	0.131283	0.000000	0.000000	0.000000	0.000000	0.000000	0.000000	0.000000	0.000000	0.000000
Unrefrigerated Warehouse-No Rail	0.624181	0.041086	0.203450	0.131283	0.000000	0.000000	0.000000	0.000000	0.000000	0.000000	0.000000	0.000000	0.000000

5.0 Energy Detail

Historical Energy Use: N

5.1 Mitigation Measures Energy

	ROG	NOx	CO	SO2	Fugitive PM10	Exhaust PM10	PM10 Total	Fugitive PM2.5	Exhaust PM2.5	PM2.5 Total	Bio- CO2	NBio- CO2	Total CO2	CH4	N2O	CO2e
Category	lb/day										lb/day					
NaturalGas Mitigated	0.3958	3.5978	3.0222	0.0216		0.2734	0.2734		0.2734	0.2734		4,317.3818	4,317.3818	0.0828	0.0792	4,343.0378
NaturalGas Unmitigated	0.3958	3.5978	3.0222	0.0216		0.2734	0.2734		0.2734	0.2734		4,317.3818	4,317.3818	0.0828	0.0792	4,343.0378

5.2 Energy by Land Use - NaturalGas

Unmitigated

	NaturalGas Use	ROG	NOx	CO	SO2	Fugitive PM10	Exhaust PM10	PM10 Total	Fugitive PM2.5	Exhaust PM2.5	PM2.5 Total	Bio- CO2	NBio- CO2	Total CO2	CH4	N2O	CO2e
Land Use	kBTU/yr	lb/day										lb/day					
Other Non-Asphalt Surfaces	0	0.0000	0.0000	0.0000	0.0000		0.0000	0.0000		0.0000	0.0000		0.0000	0.0000	0.0000	0.0000	0.0000
Parking Lot	0	0.0000	0.0000	0.0000	0.0000		0.0000	0.0000		0.0000	0.0000		0.0000	0.0000	0.0000	0.0000	0.0000
Refrigerated Warehouse-No Rail	31721.4	0.3421	3.1099	2.6124	0.0187		0.2364	0.2364		0.2364	0.2364		3,731.9252	3,731.9252	0.0715	0.0684	3,754.1022
Unrefrigerated Warehouse-No Rail	4976.38	0.0537	0.4879	0.4098	2.9300e-003		0.0371	0.0371		0.0371	0.0371		585.4566	585.4566	0.0112	0.0107	588.9357
Total		**0.3958**	**3.5978**	**3.0222**	**0.0216**		**0.2734**	**0.2734**		**0.2734**	**0.2734**		**4,317.3818**	**4,317.3818**	**0.0828**	**0.0792**	**4,343.0378**

5.2 Energy by Land Use - NaturalGas

Mitigated

	NaturalGas Use	ROG	NOx	CO	SO2	Fugitive PM10	Exhaust PM10	PM10 Total	Fugitive PM2.5	Exhaust PM2.5	PM2.5 Total	Bio- CO2	NBio- CO2	Total CO2	CH4	N2O	CO2e
Land Use	kBTU/yr	lb/day										lb/day					
Other Non-Asphalt Surfaces	0	0.0000	0.0000	0.0000	0.0000		0.0000	0.0000		0.0000	0.0000		0.0000	0.0000	0.0000	0.0000	0.0000
Parking Lot	0	0.0000	0.0000	0.0000	0.0000		0.0000	0.0000		0.0000	0.0000		0.0000	0.0000	0.0000	0.0000	0.0000
Refrigerated Warehouse-No Rail	31.7214	0.3421	3.1099	2.6124	0.0187		0.2364	0.2364		0.2364	0.2364		3,731.9252	3,731.9252	0.0715	0.0684	3,754.1022
Unrefrigerated Warehouse-No Rail	4.97638	0.0537	0.4879	0.4098	2.9300e-003		0.0371	0.0371		0.0371	0.0371		585.4566	585.4566	0.0112	0.0107	588.9357
Total		**0.3958**	**3.5978**	**3.0222**	**0.0216**		**0.2734**	**0.2734**		**0.2734**	**0.2734**		**4,317.3818**	**4,317.3818**	**0.0828**	**0.0792**	**4,343.0378**

6.0 Area Detail

6.1 Mitigation Measures Area

	ROG	NOx	CO	SO2	Fugitive PM10	Exhaust PM10	PM10 Total	Fugitive PM2.5	Exhaust PM2.5	PM2.5 Total	Bio- CO2	NBio- CO2	Total CO2	CH4	N2O	CO2e
Category	lb/day										lb/day					
Mitigated	25.4146	1.8900e-003	0.2075	2.0000e-005		7.4000e-004	7.4000e-004		7.4000e-004	7.4000e-004		0.4441	0.4441	1.1700e-003		0.4734
Unmitigated	25.4146	1.8900e-003	0.2075	2.0000e-005		7.4000e-004	7.4000e-004		7.4000e-004	7.4000e-004		0.4441	0.4441	1.1700e-003		0.4734

6.2 Area by SubCategory

Unmitigated

	ROG	NOx	CO	SO2	Fugitive PM10	Exhaust PM10	PM10 Total	Fugitive PM2.5	Exhaust PM2.5	PM2.5 Total	Bio- CO2	NBio- CO2	Total CO2	CH4	N2O	CO2e
SubCategory	lb/day										lb/day					
Architectural Coating	2.9130					0.0000	0.0000		0.0000	0.0000			0.0000			0.0000
Consumer Products	22.4823					0.0000	0.0000		0.0000	0.0000			0.0000			0.0000
Landscaping	0.0193	1.8900e-003	0.2075	2.0000e-005		7.4000e-004	7.4000e-004		7.4000e-004	7.4000e-004		0.4441	0.4441	1.1700e-003		0.4734
Total	**25.4146**	**1.8900e-003**	**0.2075**	**2.0000e-005**		**7.4000e-004**	**7.4000e-004**		**7.4000e-004**	**7.4000e-004**		**0.4441**	**0.4441**	**1.1700e-003**		**0.4734**

6.2 Area by SubCategory

Mitigated

	ROG	NOx	CO	SO2	Fugitive PM10	Exhaust PM10	PM10 Total	Fugitive PM2.5	Exhaust PM2.5	PM2.5 Total	Bio- CO2	NBio- CO2	Total CO2	CH4	N2O	CO2e
SubCategory	lb/day										lb/day					
Architectural Coating	2.9130					0.0000	0.0000		0.0000	0.0000			0.0000			0.0000
Consumer Products	22.4823					0.0000	0.0000		0.0000	0.0000			0.0000			0.0000
Landscaping	0.0193	1.8900e-003	0.2075	2.0000e-005		7.4000e-004	7.4000e-004		7.4000e-004	7.4000e-004		0.4441	0.4441	1.1700e-003		0.4734
Total	**25.4146**	**1.8900e-003**	**0.2075**	**2.0000e-005**		**7.4000e-004**	**7.4000e-004**		**7.4000e-004**	**7.4000e-004**		**0.4441**	**0.4441**	**1.1700e-003**		**0.4734**

7.0 Water Detail

7.1 Mitigation Measures Water

8.0 Waste Detail

8.1 Mitigation Measures Waste

9.0 Operational Offroad

Equipment Type	Number	Hours/Day	Days/Year	Horse Power	Load Factor	Fuel Type
Tractors/Loaders/Backhoes	4	4.00	365	200	0.37	CNG

UnMitigated/Mitigated

	ROG	NOx	CO	SO2	Fugitive PM10	Exhaust PM10	PM10 Total	Fugitive PM2.5	Exhaust PM2.5	PM2.5 Total	Bio- CO2	NBio- CO2	Total CO2	CH4	N2O	CO2e
Equipment Type	lb/day										lb/day					
Tractors/Loaders/ Backhoes	0.4881	5.0705	3.0344	0.0127		0.1750	0.1750		0.1610	0.1610		1,227.1509	1,227.1509	0.3969		1,237.0731
Total	**0.4881**	**5.0705**	**3.0344**	**0.0127**		**0.1750**	**0.1750**		**0.1610**	**0.1610**		**1,227.1509**	**1,227.1509**	**0.3969**		**1,237.0731**

10.0 Stationary Equipment

Fire Pumps and Emergency Generators

Equipment Type	Number	Hours/Day	Hours/Year	Horse Power	Load Factor	Fuel Type

Boilers

Equipment Type	Number	Heat Input/Day	Heat Input/Year	Boiler Rating	Fuel Type

User Defined Equipment

Equipment Type	Number

11.0 Vegetation

This page intentionally left blank

APPENDIX 3.6:

CALEEMOD OPERATIONS (TRUCKS) EMISSIONS MODEL OUTPUTS

Goodman Industrial Park (Operations - Trucks)

San Bernardino-South Coast County, Summer

1.0 Project Characteristics

1.1 Land Usage

Land Uses	Size	Metric	Lot Acreage	Floor Surface Area	Population
Refrigerated Warehouse-No Rail	223.69	1000sqft	5.14	223,692.00	0
Unrefrigerated Warehouse-No Rail	894.77	1000sqft	20.54	894,768.00	0
Other Non-Asphalt Surfaces	181.79	1000sqft	4.17	181,790.00	0
Parking Lot	729.00	Space	17.65	769,062.00	0

1.2 Other Project Characteristics

Urbanization	Urban	**Wind Speed (m/s)**	2.2	**Precipitation Freq (Days)**	32
Climate Zone	10			**Operational Year**	2022
Utility Company	Southern California Edison				
CO2 Intensity (lb/MWhr)	702.44	**CH4 Intensity (lb/MWhr)**	0.029	**N2O Intensity (lb/MWhr)**	0.006

1.3 User Entered Comments & Non-Default Data

Project Characteristics -

Table Name	Column Name	Default Value	New Value
tblAreaCoating	Area_Nonresidential_Exterior	559230	564230
tblAreaCoating	Area_Nonresidential_Interior	1677690	1692690
tblConstructionPhase	NumDays	50.00	1.00
tblEnergyUse	T24E	1.06	0.74

tblEnergyUse	T24E	0.37	0.26
tblFleetMix	HHD	0.06	0.54
tblFleetMix	HHD	0.06	0.63
tblFleetMix	LDA	0.55	0.00
tblFleetMix	LDA	0.55	0.00
tblFleetMix	LDT1	0.04	0.00
tblFleetMix	LDT1	0.04	0.00
tblFleetMix	LDT2	0.18	0.00
tblFleetMix	LDT2	0.18	0.00
tblFleetMix	LHD1	0.02	0.35
tblFleetMix	LHD1	0.02	0.17
tblFleetMix	LHD2	5.1010e-003	0.00
tblFleetMix	LHD2	5.1010e-003	0.00
tblFleetMix	MCY	5.9030e-003	0.00
tblFleetMix	MCY	5.9030e-003	0.00
tblFleetMix	MDV	0.12	0.00
tblFleetMix	MDV	0.12	0.00
tblFleetMix	MH	9.4400e-004	0.00
tblFleetMix	MH	9.4400e-004	0.00
tblFleetMix	MHD	0.02	0.11
tblFleetMix	MHD	0.02	0.21
tblFleetMix	OBUS	1.3570e-003	0.00
tblFleetMix	OBUS	1.3570e-003	0.00
tblFleetMix	SBUS	8.0800e-004	0.00
tblFleetMix	SBUS	8.0800e-004	0.00
tblFleetMix	UBUS	1.5650e-003	0.00
tblFleetMix	UBUS	1.5650e-003	0.00

tblLandUse	LandUseSquareFeet	223,690.00	223,692.00
tblLandUse	LandUseSquareFeet	894,770.00	894,768.00
tblLandUse	LandUseSquareFeet	291,600.00	769,062.00
tblLandUse	LotAcreage	6.56	17.65
tblOffRoadEquipment	OffRoadEquipmentUnitAmount	1.00	0.00
tblOffRoadEquipment	OffRoadEquipmentUnitAmount	3.00	0.00
tblOffRoadEquipment	OffRoadEquipmentUnitAmount	2.00	0.00
tblOperationalOffRoadEquipment	OperDaysPerYear	260.00	365.00
tblOperationalOffRoadEquipment	OperFuelType	Diesel	CNG
tblOperationalOffRoadEquipment	OperHorsePower	97.00	200.00
tblOperationalOffRoadEquipment	OperHoursPerDay	8.00	4.00
tblOperationalOffRoadEquipment	OperOffRoadEquipmentNumber	0.00	4.00
tblSolidWaste	SolidWasteGenerationRate	210.27	219.67
tblVehicleEF	HHD	1.21	0.03
tblVehicleEF	HHD	0.04	0.06
tblVehicleEF	HHD	0.10	1.5530e-007
tblVehicleEF	HHD	3.29	8.22
tblVehicleEF	HHD	0.57	0.40
tblVehicleEF	HHD	1.82	2.2603e-003
tblVehicleEF	HHD	6,933.41	1,478.27
tblVehicleEF	HHD	1,475.79	1,372.23
tblVehicleEF	HHD	5.54	0.02
tblVehicleEF	HHD	26.50	7.64
tblVehicleEF	HHD	2.50	2.77
tblVehicleEF	HHD	20.21	2.10
tblVehicleEF	HHD	9.7780e-003	3.7639e-003
tblVehicleEF	HHD	0.06	0.06

tblVehicleEF	HHD	0.04	0.04
tblVehicleEF	HHD	0.01	0.03
tblVehicleEF	HHD	5.1000e-005	6.4958e-007
tblVehicleEF	HHD	9.3550e-003	3.6010e-003
tblVehicleEF	HHD	0.03	0.03
tblVehicleEF	HHD	8.8810e-003	8.9166e-003
tblVehicleEF	HHD	0.01	0.03
tblVehicleEF	HHD	4.7000e-005	5.9726e-007
tblVehicleEF	HHD	8.5000e-005	3.3443e-006
tblVehicleEF	HHD	3.1910e-003	1.0400e-004
tblVehicleEF	HHD	0.84	0.59
tblVehicleEF	HHD	5.2000e-005	1.9037e-006
tblVehicleEF	HHD	0.08	0.05
tblVehicleEF	HHD	2.1700e-004	5.2224e-004
tblVehicleEF	HHD	0.05	8.0550e-007
tblVehicleEF	HHD	0.07	0.01
tblVehicleEF	HHD	0.01	0.01
tblVehicleEF	HHD	8.6000e-005	2.1742e-007
tblVehicleEF	HHD	8.5000e-005	3.3443e-006
tblVehicleEF	HHD	3.1910e-003	1.0400e-004
tblVehicleEF	HHD	0.97	0.67
tblVehicleEF	HHD	5.2000e-005	1.9037e-006
tblVehicleEF	HHD	0.13	0.12
tblVehicleEF	HHD	2.1700e-004	5.2224e-004
tblVehicleEF	HHD	0.06	8.8192e-007
tblVehicleEF	HHD	1.14	0.03
tblVehicleEF	HHD	0.04	0.06

tblVehicleEF	HHD	0.09	1.4704e-007
tblVehicleEF	HHD	2.39	8.07
tblVehicleEF	HHD	0.57	0.40
tblVehicleEF	HHD	1.70	2.1215e-003
tblVehicleEF	HHD	7,345.18	1,469.16
tblVehicleEF	HHD	1,475.79	1,372.23
tblVehicleEF	HHD	5.54	0.02
tblVehicleEF	HHD	27.35	7.37
tblVehicleEF	HHD	2.36	2.60
tblVehicleEF	HHD	20.20	2.10
tblVehicleEF	HHD	8.2750e-003	3.3443e-003
tblVehicleEF	HHD	0.06	0.06
tblVehicleEF	HHD	0.04	0.04
tblVehicleEF	HHD	0.01	0.03
tblVehicleEF	HHD	5.1000e-005	6.4958e-007
tblVehicleEF	HHD	7.9170e-003	3.1996e-003
tblVehicleEF	HHD	0.03	0.03
tblVehicleEF	HHD	8.8810e-003	8.9166e-003
tblVehicleEF	HHD	0.01	0.03
tblVehicleEF	HHD	4.7000e-005	5.9726e-007
tblVehicleEF	HHD	1.6800e-004	7.0222e-006
tblVehicleEF	HHD	3.5970e-003	1.2227e-004
tblVehicleEF	HHD	0.79	0.62
tblVehicleEF	HHD	1.1700e-004	4.8038e-006
tblVehicleEF	HHD	0.08	0.05
tblVehicleEF	HHD	2.2100e-004	5.3874e-004
tblVehicleEF	HHD	0.05	7.6535e-007

tblVehicleEF	HHD	0.07	0.01
tblVehicleEF	HHD	0.01	0.01
tblVehicleEF	HHD	8.4000e-005	2.1524e-007
tblVehicleEF	HHD	1.6800e-004	7.0222e-006
tblVehicleEF	HHD	3.5970e-003	1.2227e-004
tblVehicleEF	HHD	0.91	0.71
tblVehicleEF	HHD	1.1700e-004	4.8038e-006
tblVehicleEF	HHD	0.13	0.12
tblVehicleEF	HHD	2.2100e-004	5.3874e-004
tblVehicleEF	HHD	0.06	8.3796e-007
tblVehicleEF	HHD	1.31	0.03
tblVehicleEF	HHD	0.04	2.3610e-003
tblVehicleEF	HHD	0.10	1.5369e-007
tblVehicleEF	HHD	4.53	8.37
tblVehicleEF	HHD	0.57	0.25
tblVehicleEF	HHD	1.79	2.2317e-003
tblVehicleEF	HHD	6,364.76	1,476.72
tblVehicleEF	HHD	1,475.79	1,332.53
tblVehicleEF	HHD	5.54	0.02
tblVehicleEF	HHD	25.32	7.94
tblVehicleEF	HHD	2.46	2.69
tblVehicleEF	HHD	20.20	2.10
tblVehicleEF	HHD	0.01	4.1666e-003
tblVehicleEF	HHD	0.06	0.06
tblVehicleEF	HHD	0.04	0.04
tblVehicleEF	HHD	0.01	0.03
tblVehicleEF	HHD	5.1000e-005	6.4958e-007

tblVehicleEF	HHD	0.01	3.9863e-003
tblVehicleEF	HHD	0.03	0.03
tblVehicleEF	HHD	8.8810e-003	8.8156e-003
tblVehicleEF	HHD	0.01	0.03
tblVehicleEF	HHD	4.7000e-005	5.9726e-007
tblVehicleEF	HHD	8.5000e-005	3.6500e-006
tblVehicleEF	HHD	3.4760e-003	1.2278e-004
tblVehicleEF	HHD	0.91	0.54
tblVehicleEF	HHD	5.2000e-005	1.9359e-006
tblVehicleEF	HHD	0.08	0.05
tblVehicleEF	HHD	2.3300e-004	5.4640e-004
tblVehicleEF	HHD	0.05	7.9748e-007
tblVehicleEF	HHD	0.06	0.01
tblVehicleEF	HHD	0.01	0.01
tblVehicleEF	HHD	8.5000e-005	2.1697e-007
tblVehicleEF	HHD	8.5000e-005	3.6500e-006
tblVehicleEF	HHD	3.4760e-003	1.2278e-004
tblVehicleEF	HHD	1.05	0.62
tblVehicleEF	HHD	5.2000e-005	1.9359e-006
tblVehicleEF	HHD	0.13	0.06
tblVehicleEF	HHD	2.3300e-004	5.4640e-004
tblVehicleEF	HHD	0.06	8.7313e-007
tblVehicleEF	LDA	4.2030e-003	2.4361e-003
tblVehicleEF	LDA	5.6230e-003	0.05
tblVehicleEF	LDA	0.57	0.65
tblVehicleEF	LDA	1.19	2.16
tblVehicleEF	LDA	251.29	261.47

tblVehicleEF	LDA	57.15	53.86
tblVehicleEF	LDA	0.05	0.04
tblVehicleEF	LDA	0.08	0.19
tblVehicleEF	LDA	0.04	0.04
tblVehicleEF	LDA	8.0000e-003	8.0000e-003
tblVehicleEF	LDA	1.6780e-003	1.4473e-003
tblVehicleEF	LDA	2.2790e-003	1.8579e-003
tblVehicleEF	LDA	0.02	0.02
tblVehicleEF	LDA	2.0000e-003	2.0000e-003
tblVehicleEF	LDA	1.5460e-003	1.3331e-003
tblVehicleEF	LDA	2.0960e-003	1.7083e-003
tblVehicleEF	LDA	0.04	0.06
tblVehicleEF	LDA	0.10	0.10
tblVehicleEF	LDA	0.03	0.05
tblVehicleEF	LDA	0.01	9.3316e-003
tblVehicleEF	LDA	0.03	0.21
tblVehicleEF	LDA	0.08	0.23
tblVehicleEF	LDA	2.5170e-003	2.5867e-003
tblVehicleEF	LDA	5.9200e-004	5.3300e-004
tblVehicleEF	LDA	0.04	0.06
tblVehicleEF	LDA	0.10	0.10
tblVehicleEF	LDA	0.03	0.05
tblVehicleEF	LDA	0.02	0.01
tblVehicleEF	LDA	0.03	0.21
tblVehicleEF	LDA	0.08	0.25
tblVehicleEF	LDA	4.7900e-003	2.7935e-003
tblVehicleEF	LDA	4.6890e-003	0.04

tblVehicleEF	LDA	0.71	0.79
tblVehicleEF	LDA	0.99	1.79
tblVehicleEF	LDA	274.94	285.54
tblVehicleEF	LDA	57.15	53.16
tblVehicleEF	LDA	0.05	0.04
tblVehicleEF	LDA	0.07	0.17
tblVehicleEF	LDA	0.04	0.04
tblVehicleEF	LDA	8.0000e-003	8.0000e-003
tblVehicleEF	LDA	1.6780e-003	1.4473e-003
tblVehicleEF	LDA	2.2790e-003	1.8579e-003
tblVehicleEF	LDA	0.02	0.02
tblVehicleEF	LDA	2.0000e-003	2.0000e-003
tblVehicleEF	LDA	1.5460e-003	1.3331e-003
tblVehicleEF	LDA	2.0960e-003	1.7083e-003
tblVehicleEF	LDA	0.09	0.12
tblVehicleEF	LDA	0.12	0.12
tblVehicleEF	LDA	0.07	0.10
tblVehicleEF	LDA	0.01	0.01
tblVehicleEF	LDA	0.03	0.21
tblVehicleEF	LDA	0.06	0.19
tblVehicleEF	LDA	2.7550e-003	2.8249e-003
tblVehicleEF	LDA	5.8800e-004	5.2609e-004
tblVehicleEF	LDA	0.09	0.12
tblVehicleEF	LDA	0.12	0.12
tblVehicleEF	LDA	0.07	0.10
tblVehicleEF	LDA	0.02	0.02
tblVehicleEF	LDA	0.03	0.21

tblVehicleEF	LDA	0.07	0.21
tblVehicleEF	LDA	4.0860e-003	2.3763e-003
tblVehicleEF	LDA	5.5870e-003	0.05
tblVehicleEF	LDA	0.54	0.61
tblVehicleEF	LDA	1.18	2.12
tblVehicleEF	LDA	245.70	255.84
tblVehicleEF	LDA	57.15	53.80
tblVehicleEF	LDA	0.05	0.04
tblVehicleEF	LDA	0.08	0.18
tblVehicleEF	LDA	0.04	0.04
tblVehicleEF	LDA	8.0000e-003	8.0000e-003
tblVehicleEF	LDA	1.6780e-003	1.4473e-003
tblVehicleEF	LDA	2.2790e-003	1.8579e-003
tblVehicleEF	LDA	0.02	0.02
tblVehicleEF	LDA	2.0000e-003	2.0000e-003
tblVehicleEF	LDA	1.5460e-003	1.3331e-003
tblVehicleEF	LDA	2.0960e-003	1.7083e-003
tblVehicleEF	LDA	0.05	0.06
tblVehicleEF	LDA	0.11	0.11
tblVehicleEF	LDA	0.03	0.05
tblVehicleEF	LDA	0.01	9.0876e-003
tblVehicleEF	LDA	0.04	0.24
tblVehicleEF	LDA	0.08	0.23
tblVehicleEF	LDA	2.4600e-003	2.5309e-003
tblVehicleEF	LDA	5.9100e-004	5.3240e-004
tblVehicleEF	LDA	0.05	0.06
tblVehicleEF	LDA	0.11	0.11

tblVehicleEF	LDA	0.03	0.05
tblVehicleEF	LDA	0.01	0.01
tblVehicleEF	LDA	0.04	0.24
tblVehicleEF	LDA	0.08	0.25
tblVehicleEF	LDT1	0.01	7.0607e-003
tblVehicleEF	LDT1	0.02	0.08
tblVehicleEF	LDT1	1.54	1.44
tblVehicleEF	LDT1	3.61	2.44
tblVehicleEF	LDT1	313.68	310.02
tblVehicleEF	LDT1	70.93	65.50
tblVehicleEF	LDT1	0.16	0.13
tblVehicleEF	LDT1	0.22	0.30
tblVehicleEF	LDT1	0.04	0.04
tblVehicleEF	LDT1	8.0000e-003	8.0000e-003
tblVehicleEF	LDT1	2.7050e-003	2.1936e-003
tblVehicleEF	LDT1	3.6920e-003	2.8519e-003
tblVehicleEF	LDT1	0.02	0.02
tblVehicleEF	LDT1	2.0000e-003	2.0000e-003
tblVehicleEF	LDT1	2.4910e-003	2.0186e-003
tblVehicleEF	LDT1	3.3960e-003	2.6224e-003
tblVehicleEF	LDT1	0.18	0.19
tblVehicleEF	LDT1	0.33	0.26
tblVehicleEF	LDT1	0.13	0.13
tblVehicleEF	LDT1	0.03	0.03
tblVehicleEF	LDT1	0.20	0.88
tblVehicleEF	LDT1	0.26	0.43
tblVehicleEF	LDT1	3.1570e-003	3.0678e-003

tblVehicleEF	LDT1	7.7300e-004	6.4817e-004
tblVehicleEF	LDT1	0.18	0.19
tblVehicleEF	LDT1	0.33	0.26
tblVehicleEF	LDT1	0.13	0.13
tblVehicleEF	LDT1	0.05	0.05
tblVehicleEF	LDT1	0.20	0.88
tblVehicleEF	LDT1	0.28	0.48
tblVehicleEF	LDT1	0.02	8.0102e-003
tblVehicleEF	LDT1	0.02	0.07
tblVehicleEF	LDT1	1.85	1.74
tblVehicleEF	LDT1	2.97	2.02
tblVehicleEF	LDT1	341.75	335.16
tblVehicleEF	LDT1	70.93	64.59
tblVehicleEF	LDT1	0.14	0.12
tblVehicleEF	LDT1	0.20	0.28
tblVehicleEF	LDT1	0.04	0.04
tblVehicleEF	LDT1	8.0000e-003	8.0000e-003
tblVehicleEF	LDT1	2.7050e-003	2.1936e-003
tblVehicleEF	LDT1	3.6920e-003	2.8519e-003
tblVehicleEF	LDT1	0.02	0.02
tblVehicleEF	LDT1	2.0000e-003	2.0000e-003
tblVehicleEF	LDT1	2.4910e-003	2.0186e-003
tblVehicleEF	LDT1	3.3960e-003	2.6224e-003
tblVehicleEF	LDT1	0.37	0.40
tblVehicleEF	LDT1	0.41	0.33
tblVehicleEF	LDT1	0.27	0.29
tblVehicleEF	LDT1	0.04	0.04

tblVehicleEF	LDT1	0.20	0.88
tblVehicleEF	LDT1	0.21	0.36
tblVehicleEF	LDT1	3.4420e-003	3.3166e-003
tblVehicleEF	LDT1	7.6200e-004	6.3920e-004
tblVehicleEF	LDT1	0.37	0.40
tblVehicleEF	LDT1	0.41	0.33
tblVehicleEF	LDT1	0.27	0.29
tblVehicleEF	LDT1	0.06	0.05
tblVehicleEF	LDT1	0.20	0.88
tblVehicleEF	LDT1	0.23	0.40
tblVehicleEF	LDT1	0.01	6.8963e-003
tblVehicleEF	LDT1	0.02	0.08
tblVehicleEF	LDT1	1.47	1.37
tblVehicleEF	LDT1	3.55	2.40
tblVehicleEF	LDT1	307.06	304.06
tblVehicleEF	LDT1	70.93	65.42
tblVehicleEF	LDT1	0.15	0.12
tblVehicleEF	LDT1	0.21	0.30
tblVehicleEF	LDT1	0.04	0.04
tblVehicleEF	LDT1	8.0000e-003	8.0000e-003
tblVehicleEF	LDT1	2.7050e-003	2.1936e-003
tblVehicleEF	LDT1	3.6920e-003	2.8519e-003
tblVehicleEF	LDT1	0.02	0.02
tblVehicleEF	LDT1	2.0000e-003	2.0000e-003
tblVehicleEF	LDT1	2.4910e-003	2.0186e-003
tblVehicleEF	LDT1	3.3960e-003	2.6224e-003
tblVehicleEF	LDT1	0.19	0.20

tblVehicleEF	LDT1	0.39	0.30
tblVehicleEF	LDT1	0.12	0.12
tblVehicleEF	LDT1	0.03	0.03
tblVehicleEF	LDT1	0.23	1.03
tblVehicleEF	LDT1	0.25	0.43
tblVehicleEF	LDT1	3.0890e-003	3.0089e-003
tblVehicleEF	LDT1	7.7200e-004	6.4740e-004
tblVehicleEF	LDT1	0.19	0.20
tblVehicleEF	LDT1	0.39	0.30
tblVehicleEF	LDT1	0.12	0.12
tblVehicleEF	LDT1	0.05	0.04
tblVehicleEF	LDT1	0.23	1.03
tblVehicleEF	LDT1	0.28	0.47
tblVehicleEF	LDT2	6.3270e-003	4.2796e-003
tblVehicleEF	LDT2	8.1990e-003	0.07
tblVehicleEF	LDT2	0.80	0.97
tblVehicleEF	LDT2	1.67	2.78
tblVehicleEF	LDT2	351.15	331.49
tblVehicleEF	LDT2	79.39	70.30
tblVehicleEF	LDT2	0.09	0.09
tblVehicleEF	LDT2	0.14	0.31
tblVehicleEF	LDT2	0.04	0.04
tblVehicleEF	LDT2	8.0000e-003	8.0000e-003
tblVehicleEF	LDT2	1.7270e-003	1.5179e-003
tblVehicleEF	LDT2	2.4170e-003	1.9477e-003
tblVehicleEF	LDT2	0.02	0.02
tblVehicleEF	LDT2	2.0000e-003	2.0000e-003

tblVehicleEF	LDT2	1.5880e-003	1.3970e-003
tblVehicleEF	LDT2	2.2220e-003	1.7910e-003
tblVehicleEF	LDT2	0.06	0.10
tblVehicleEF	LDT2	0.13	0.15
tblVehicleEF	LDT2	0.05	0.08
tblVehicleEF	LDT2	0.02	0.02
tblVehicleEF	LDT2	0.07	0.48
tblVehicleEF	LDT2	0.11	0.35
tblVehicleEF	LDT2	3.5180e-003	3.2796e-003
tblVehicleEF	LDT2	8.2200e-004	6.9566e-004
tblVehicleEF	LDT2	0.06	0.10
tblVehicleEF	LDT2	0.13	0.15
tblVehicleEF	LDT2	0.05	0.08
tblVehicleEF	LDT2	0.02	0.03
tblVehicleEF	LDT2	0.07	0.48
tblVehicleEF	LDT2	0.12	0.38
tblVehicleEF	LDT2	7.1840e-003	4.8872e-003
tblVehicleEF	LDT2	6.8290e-003	0.06
tblVehicleEF	LDT2	0.97	1.18
tblVehicleEF	LDT2	1.38	2.30
tblVehicleEF	LDT2	383.36	355.94
tblVehicleEF	LDT2	79.39	69.35
tblVehicleEF	LDT2	0.08	0.08
tblVehicleEF	LDT2	0.13	0.29
tblVehicleEF	LDT2	0.04	0.04
tblVehicleEF	LDT2	8.0000e-003	8.0000e-003
tblVehicleEF	LDT2	1.7270e-003	1.5179e-003

tblVehicleEF	LDT2	2.4170e-003	1.9477e-003
tblVehicleEF	LDT2	0.02	0.02
tblVehicleEF	LDT2	2.0000e-003	2.0000e-003
tblVehicleEF	LDT2	1.5880e-003	1.3970e-003
tblVehicleEF	LDT2	2.2220e-003	1.7910e-003
tblVehicleEF	LDT2	0.13	0.21
tblVehicleEF	LDT2	0.15	0.18
tblVehicleEF	LDT2	0.11	0.18
tblVehicleEF	LDT2	0.02	0.02
tblVehicleEF	LDT2	0.07	0.48
tblVehicleEF	LDT2	0.09	0.29
tblVehicleEF	LDT2	3.8420e-003	3.5215e-003
tblVehicleEF	LDT2	8.1700e-004	6.8626e-004
tblVehicleEF	LDT2	0.13	0.21
tblVehicleEF	LDT2	0.15	0.18
tblVehicleEF	LDT2	0.11	0.18
tblVehicleEF	LDT2	0.03	0.03
tblVehicleEF	LDT2	0.07	0.48
tblVehicleEF	LDT2	0.10	0.32
tblVehicleEF	LDT2	6.1560e-003	4.1770e-003
tblVehicleEF	LDT2	8.1410e-003	0.07
tblVehicleEF	LDT2	0.75	0.92
tblVehicleEF	LDT2	1.64	2.74
tblVehicleEF	LDT2	343.55	325.69
tblVehicleEF	LDT2	79.39	70.22
tblVehicleEF	LDT2	0.08	0.09
tblVehicleEF	LDT2	0.14	0.31

tblVehicleEF	LDT2	0.04	0.04
tblVehicleEF	LDT2	8.0000e-003	8.0000e-003
tblVehicleEF	LDT2	1.7270e-003	1.5179e-003
tblVehicleEF	LDT2	2.4170e-003	1.9477e-003
tblVehicleEF	LDT2	0.02	0.02
tblVehicleEF	LDT2	2.0000e-003	2.0000e-003
tblVehicleEF	LDT2	1.5880e-003	1.3970e-003
tblVehicleEF	LDT2	2.2220e-003	1.7910e-003
tblVehicleEF	LDT2	0.06	0.10
tblVehicleEF	LDT2	0.14	0.16
tblVehicleEF	LDT2	0.05	0.08
tblVehicleEF	LDT2	0.02	0.02
tblVehicleEF	LDT2	0.08	0.56
tblVehicleEF	LDT2	0.11	0.35
tblVehicleEF	LDT2	3.4410e-003	3.2222e-003
tblVehicleEF	LDT2	8.2200e-004	6.9487e-004
tblVehicleEF	LDT2	0.06	0.10
tblVehicleEF	LDT2	0.14	0.16
tblVehicleEF	LDT2	0.05	0.08
tblVehicleEF	LDT2	0.02	0.03
tblVehicleEF	LDT2	0.08	0.56
tblVehicleEF	LDT2	0.12	0.38
tblVehicleEF	LHD1	5.2170e-003	4.8635e-003
tblVehicleEF	LHD1	0.01	6.5089e-003
tblVehicleEF	LHD1	0.02	0.02
tblVehicleEF	LHD1	0.14	0.17
tblVehicleEF	LHD1	1.07	0.88

tblVehicleEF	LHD1	2.60	1.03
tblVehicleEF	LHD1	9.23	9.35
tblVehicleEF	LHD1	609.20	648.62
tblVehicleEF	LHD1	30.40	10.79
tblVehicleEF	LHD1	0.09	0.08
tblVehicleEF	LHD1	2.12	1.54
tblVehicleEF	LHD1	0.99	0.31
tblVehicleEF	LHD1	9.6500e-004	9.5292e-004
tblVehicleEF	LHD1	0.08	0.08
tblVehicleEF	LHD1	0.01	9.9683e-003
tblVehicleEF	LHD1	0.01	0.01
tblVehicleEF	LHD1	9.5800e-004	2.6298e-004
tblVehicleEF	LHD1	9.2400e-004	9.1170e-004
tblVehicleEF	LHD1	0.03	0.03
tblVehicleEF	LHD1	2.5390e-003	2.4921e-003
tblVehicleEF	LHD1	0.01	0.01
tblVehicleEF	LHD1	8.8100e-004	2.4180e-004
tblVehicleEF	LHD1	3.7070e-003	3.1746e-003
tblVehicleEF	LHD1	0.11	0.09
tblVehicleEF	LHD1	0.02	0.02
tblVehicleEF	LHD1	1.8240e-003	1.5420e-003
tblVehicleEF	LHD1	0.08	0.07
tblVehicleEF	LHD1	0.35	0.60
tblVehicleEF	LHD1	0.27	0.08
tblVehicleEF	LHD1	9.2000e-005	9.0460e-005
tblVehicleEF	LHD1	5.9760e-003	6.3133e-003
tblVehicleEF	LHD1	3.5300e-004	1.0677e-004

tblVehicleEF	LHD1	3.7070e-003	3.1746e-003
tblVehicleEF	LHD1	0.11	0.09
tblVehicleEF	LHD1	0.02	0.03
tblVehicleEF	LHD1	1.8240e-003	1.5420e-003
tblVehicleEF	LHD1	0.10	0.08
tblVehicleEF	LHD1	0.35	0.60
tblVehicleEF	LHD1	0.29	0.09
tblVehicleEF	LHD1	5.2170e-003	4.8791e-003
tblVehicleEF	LHD1	0.01	6.6670e-003
tblVehicleEF	LHD1	0.02	0.02
tblVehicleEF	LHD1	0.14	0.17
tblVehicleEF	LHD1	1.09	0.90
tblVehicleEF	LHD1	2.43	0.97
tblVehicleEF	LHD1	9.23	9.35
tblVehicleEF	LHD1	609.20	648.66
tblVehicleEF	LHD1	30.40	10.67
tblVehicleEF	LHD1	0.09	0.08
tblVehicleEF	LHD1	1.98	1.44
tblVehicleEF	LHD1	0.94	0.29
tblVehicleEF	LHD1	9.6500e-004	9.5292e-004
tblVehicleEF	LHD1	0.08	0.08
tblVehicleEF	LHD1	0.01	9.9683e-003
tblVehicleEF	LHD1	0.01	0.01
tblVehicleEF	LHD1	9.5800e-004	2.6298e-004
tblVehicleEF	LHD1	9.2400e-004	9.1170e-004
tblVehicleEF	LHD1	0.03	0.03
tblVehicleEF	LHD1	2.5390e-003	2.4921e-003

tblVehicleEF	LHD1	0.01	0.01
tblVehicleEF	LHD1	8.8100e-004	2.4180e-004
tblVehicleEF	LHD1	7.3080e-003	6.2984e-003
tblVehicleEF	LHD1	0.13	0.11
tblVehicleEF	LHD1	0.02	0.02
tblVehicleEF	LHD1	4.1220e-003	3.5374e-003
tblVehicleEF	LHD1	0.09	0.07
tblVehicleEF	LHD1	0.36	0.60
tblVehicleEF	LHD1	0.25	0.08
tblVehicleEF	LHD1	9.2000e-005	9.0460e-005
tblVehicleEF	LHD1	5.9770e-003	6.3136e-003
tblVehicleEF	LHD1	3.5000e-004	1.0561e-004
tblVehicleEF	LHD1	7.3080e-003	6.2984e-003
tblVehicleEF	LHD1	0.13	0.11
tblVehicleEF	LHD1	0.02	0.03
tblVehicleEF	LHD1	4.1220e-003	3.5374e-003
tblVehicleEF	LHD1	0.11	0.09
tblVehicleEF	LHD1	0.36	0.60
tblVehicleEF	LHD1	0.28	0.08
tblVehicleEF	LHD1	5.2170e-003	4.8667e-003
tblVehicleEF	LHD1	0.01	6.5251e-003
tblVehicleEF	LHD1	0.02	0.02
tblVehicleEF	LHD1	0.14	0.17
tblVehicleEF	LHD1	1.07	0.89
tblVehicleEF	LHD1	2.55	1.02
tblVehicleEF	LHD1	9.23	9.35
tblVehicleEF	LHD1	609.20	648.63

tblVehicleEF	LHD1	30.40	10.76
tblVehicleEF	LHD1	0.09	0.08
tblVehicleEF	LHD1	2.08	1.51
tblVehicleEF	LHD1	0.97	0.30
tblVehicleEF	LHD1	9.6500e-004	9.5292e-004
tblVehicleEF	LHD1	0.08	0.08
tblVehicleEF	LHD1	0.01	9.9683e-003
tblVehicleEF	LHD1	0.01	0.01
tblVehicleEF	LHD1	9.5800e-004	2.6298e-004
tblVehicleEF	LHD1	9.2400e-004	9.1170e-004
tblVehicleEF	LHD1	0.03	0.03
tblVehicleEF	LHD1	2.5390e-003	2.4921e-003
tblVehicleEF	LHD1	0.01	0.01
tblVehicleEF	LHD1	8.8100e-004	2.4180e-004
tblVehicleEF	LHD1	4.0430e-003	3.5092e-003
tblVehicleEF	LHD1	0.13	0.10
tblVehicleEF	LHD1	0.02	0.02
tblVehicleEF	LHD1	1.7940e-003	1.5203e-003
tblVehicleEF	LHD1	0.08	0.07
tblVehicleEF	LHD1	0.38	0.64
tblVehicleEF	LHD1	0.26	0.08
tblVehicleEF	LHD1	9.2000e-005	9.0460e-005
tblVehicleEF	LHD1	5.9760e-003	6.3133e-003
tblVehicleEF	LHD1	3.5200e-004	1.0649e-004
tblVehicleEF	LHD1	4.0430e-003	3.5092e-003
tblVehicleEF	LHD1	0.13	0.10
tblVehicleEF	LHD1	0.02	0.03

tblVehicleEF	LHD1	1.7940e-003	1.5203e-003
tblVehicleEF	LHD1	0.10	0.08
tblVehicleEF	LHD1	0.38	0.64
tblVehicleEF	LHD1	0.29	0.09
tblVehicleEF	LHD2	3.5950e-003	3.3088e-003
tblVehicleEF	LHD2	4.6110e-003	4.1579e-003
tblVehicleEF	LHD2	8.1370e-003	9.5081e-003
tblVehicleEF	LHD2	0.12	0.14
tblVehicleEF	LHD2	0.50	0.56
tblVehicleEF	LHD2	1.20	0.61
tblVehicleEF	LHD2	14.27	14.55
tblVehicleEF	LHD2	608.52	648.96
tblVehicleEF	LHD2	24.46	7.78
tblVehicleEF	LHD2	0.11	0.11
tblVehicleEF	LHD2	1.49	1.65
tblVehicleEF	LHD2	0.53	0.20
tblVehicleEF	LHD2	1.2830e-003	1.4035e-003
tblVehicleEF	LHD2	0.09	0.09
tblVehicleEF	LHD2	0.01	0.01
tblVehicleEF	LHD2	0.01	0.01
tblVehicleEF	LHD2	4.0000e-004	1.2635e-004
tblVehicleEF	LHD2	1.2280e-003	1.3428e-003
tblVehicleEF	LHD2	0.04	0.04
tblVehicleEF	LHD2	2.6860e-003	2.6930e-003
tblVehicleEF	LHD2	0.01	0.01
tblVehicleEF	LHD2	3.6800e-004	1.1617e-004
tblVehicleEF	LHD2	1.3070e-003	1.5577e-003

tblVehicleEF	LHD2	0.04	0.05
tblVehicleEF	LHD2	0.01	0.02
tblVehicleEF	LHD2	7.0300e-004	8.0032e-004
tblVehicleEF	LHD2	0.06	0.06
tblVehicleEF	LHD2	0.09	0.29
tblVehicleEF	LHD2	0.11	0.05
tblVehicleEF	LHD2	1.3900e-004	1.3909e-004
tblVehicleEF	LHD2	5.9200e-003	6.2607e-003
tblVehicleEF	LHD2	2.6700e-004	7.6988e-005
tblVehicleEF	LHD2	1.3070e-003	1.5577e-003
tblVehicleEF	LHD2	0.04	0.05
tblVehicleEF	LHD2	0.02	0.02
tblVehicleEF	LHD2	7.0300e-004	8.0032e-004
tblVehicleEF	LHD2	0.07	0.07
tblVehicleEF	LHD2	0.09	0.29
tblVehicleEF	LHD2	0.12	0.05
tblVehicleEF	LHD2	3.5950e-003	3.3190e-003
tblVehicleEF	LHD2	4.6760e-003	4.2028e-003
tblVehicleEF	LHD2	7.7630e-003	9.0808e-003
tblVehicleEF	LHD2	0.12	0.14
tblVehicleEF	LHD2	0.50	0.56
tblVehicleEF	LHD2	1.13	0.57
tblVehicleEF	LHD2	14.27	14.55
tblVehicleEF	LHD2	608.52	648.97
tblVehicleEF	LHD2	24.46	7.71
tblVehicleEF	LHD2	0.11	0.11
tblVehicleEF	LHD2	1.40	1.55

tblVehicleEF	LHD2	0.50	0.19
tblVehicleEF	LHD2	1.2830e-003	1.4035e-003
tblVehicleEF	LHD2	0.09	0.09
tblVehicleEF	LHD2	0.01	0.01
tblVehicleEF	LHD2	0.01	0.01
tblVehicleEF	LHD2	4.0000e-004	1.2635e-004
tblVehicleEF	LHD2	1.2280e-003	1.3428e-003
tblVehicleEF	LHD2	0.04	0.04
tblVehicleEF	LHD2	2.6860e-003	2.6930e-003
tblVehicleEF	LHD2	0.01	0.01
tblVehicleEF	LHD2	3.6800e-004	1.1617e-004
tblVehicleEF	LHD2	2.5220e-003	3.0277e-003
tblVehicleEF	LHD2	0.04	0.06
tblVehicleEF	LHD2	0.01	0.02
tblVehicleEF	LHD2	1.5220e-003	1.7647e-003
tblVehicleEF	LHD2	0.06	0.06
tblVehicleEF	LHD2	0.09	0.29
tblVehicleEF	LHD2	0.10	0.04
tblVehicleEF	LHD2	1.3900e-004	1.3909e-004
tblVehicleEF	LHD2	5.9200e-003	6.2608e-003
tblVehicleEF	LHD2	2.6500e-004	7.6329e-005
tblVehicleEF	LHD2	2.5220e-003	3.0277e-003
tblVehicleEF	LHD2	0.04	0.06
tblVehicleEF	LHD2	0.02	0.02
tblVehicleEF	LHD2	1.5220e-003	1.7647e-003
tblVehicleEF	LHD2	0.07	0.07
tblVehicleEF	LHD2	0.09	0.29

tblVehicleEF	LHD2	0.11	0.05
tblVehicleEF	LHD2	3.5950e-003	3.3107e-003
tblVehicleEF	LHD2	4.6180e-003	4.1632e-003
tblVehicleEF	LHD2	8.0640e-003	9.4269e-003
tblVehicleEF	LHD2	0.12	0.14
tblVehicleEF	LHD2	0.50	0.56
tblVehicleEF	LHD2	1.19	0.60
tblVehicleEF	LHD2	14.27	14.55
tblVehicleEF	LHD2	608.52	648.96
tblVehicleEF	LHD2	24.46	7.77
tblVehicleEF	LHD2	0.11	0.11
tblVehicleEF	LHD2	1.46	1.62
tblVehicleEF	LHD2	0.52	0.20
tblVehicleEF	LHD2	1.2830e-003	1.4035e-003
tblVehicleEF	LHD2	0.09	0.09
tblVehicleEF	LHD2	0.01	0.01
tblVehicleEF	LHD2	0.01	0.01
tblVehicleEF	LHD2	4.0000e-004	1.2635e-004
tblVehicleEF	LHD2	1.2280e-003	1.3428e-003
tblVehicleEF	LHD2	0.04	0.04
tblVehicleEF	LHD2	2.6860e-003	2.6930e-003
tblVehicleEF	LHD2	0.01	0.01
tblVehicleEF	LHD2	3.6800e-004	1.1617e-004
tblVehicleEF	LHD2	1.3460e-003	1.6404e-003
tblVehicleEF	LHD2	0.04	0.05
tblVehicleEF	LHD2	0.01	0.02
tblVehicleEF	LHD2	6.8700e-004	7.8060e-004

tblVehicleEF	LHD2	0.06	0.06
tblVehicleEF	LHD2	0.10	0.31
tblVehicleEF	LHD2	0.11	0.05
tblVehicleEF	LHD2	1.3900e-004	1.3909e-004
tblVehicleEF	LHD2	5.9200e-003	6.2608e-003
tblVehicleEF	LHD2	2.6600e-004	7.6845e-005
tblVehicleEF	LHD2	1.3460e-003	1.6404e-003
tblVehicleEF	LHD2	0.04	0.05
tblVehicleEF	LHD2	0.02	0.02
tblVehicleEF	LHD2	6.8700e-004	7.8060e-004
tblVehicleEF	LHD2	0.07	0.07
tblVehicleEF	LHD2	0.10	0.31
tblVehicleEF	LHD2	0.12	0.05
tblVehicleEF	MCY	0.43	0.33
tblVehicleEF	MCY	0.16	0.25
tblVehicleEF	MCY	20.55	20.74
tblVehicleEF	MCY	9.93	8.78
tblVehicleEF	MCY	167.73	210.98
tblVehicleEF	MCY	46.45	61.55
tblVehicleEF	MCY	1.16	1.17
tblVehicleEF	MCY	0.31	0.27
tblVehicleEF	MCY	0.01	0.01
tblVehicleEF	MCY	4.0000e-003	4.0000e-003
tblVehicleEF	MCY	1.8610e-003	1.8278e-003
tblVehicleEF	MCY	3.6730e-003	3.0522e-003
tblVehicleEF	MCY	5.0400e-003	5.0400e-003
tblVehicleEF	MCY	1.7420e-003	1.7113e-003

tblVehicleEF	MCY	3.4650e-003	2.8769e-003
tblVehicleEF	MCY	1.45	1.44
tblVehicleEF	MCY	0.84	0.84
tblVehicleEF	MCY	0.80	0.80
tblVehicleEF	MCY	2.23	2.23
tblVehicleEF	MCY	0.49	2.04
tblVehicleEF	MCY	2.16	1.90
tblVehicleEF	MCY	2.0770e-003	2.0879e-003
tblVehicleEF	MCY	6.9000e-004	6.0913e-004
tblVehicleEF	MCY	1.45	1.44
tblVehicleEF	MCY	0.84	0.84
tblVehicleEF	MCY	0.80	0.80
tblVehicleEF	MCY	2.74	2.74
tblVehicleEF	MCY	0.49	2.04
tblVehicleEF	MCY	2.35	2.07
tblVehicleEF	MCY	0.42	0.32
tblVehicleEF	MCY	0.14	0.22
tblVehicleEF	MCY	20.68	20.87
tblVehicleEF	MCY	9.05	7.97
tblVehicleEF	MCY	167.73	210.98
tblVehicleEF	MCY	46.45	59.35
tblVehicleEF	MCY	0.99	0.99
tblVehicleEF	MCY	0.29	0.25
tblVehicleEF	MCY	0.01	0.01
tblVehicleEF	MCY	4.0000e-003	4.0000e-003
tblVehicleEF	MCY	1.8610e-003	1.8278e-003
tblVehicleEF	MCY	3.6730e-003	3.0522e-003

tblVehicleEF	MCY	5.0400e-003	5.0400e-003
tblVehicleEF	MCY	1.7420e-003	1.7113e-003
tblVehicleEF	MCY	3.4650e-003	2.8769e-003
tblVehicleEF	MCY	3.14	3.14
tblVehicleEF	MCY	1.27	1.28
tblVehicleEF	MCY	2.13	2.12
tblVehicleEF	MCY	2.17	2.17
tblVehicleEF	MCY	0.49	2.03
tblVehicleEF	MCY	1.86	1.63
tblVehicleEF	MCY	2.0770e-003	2.0879e-003
tblVehicleEF	MCY	6.6700e-004	5.8727e-004
tblVehicleEF	MCY	3.14	3.14
tblVehicleEF	MCY	1.27	1.28
tblVehicleEF	MCY	2.13	2.12
tblVehicleEF	MCY	2.67	2.67
tblVehicleEF	MCY	0.49	2.03
tblVehicleEF	MCY	2.02	1.77
tblVehicleEF	MCY	0.42	0.32
tblVehicleEF	MCY	0.15	0.24
tblVehicleEF	MCY	19.63	19.79
tblVehicleEF	MCY	9.55	8.43
tblVehicleEF	MCY	167.73	209.35
tblVehicleEF	MCY	46.45	60.75
tblVehicleEF	MCY	1.12	1.12
tblVehicleEF	MCY	0.31	0.26
tblVehicleEF	MCY	0.01	0.01
tblVehicleEF	MCY	4.0000e-003	4.0000e-003

tblVehicleEF	MCY	1.8610e-003	1.8278e-003
tblVehicleEF	MCY	3.6730e-003	3.0522e-003
tblVehicleEF	MCY	5.0400e-003	5.0400e-003
tblVehicleEF	MCY	1.7420e-003	1.7113e-003
tblVehicleEF	MCY	3.4650e-003	2.8769e-003
tblVehicleEF	MCY	1.71	1.70
tblVehicleEF	MCY	1.13	1.12
tblVehicleEF	MCY	0.72	0.71
tblVehicleEF	MCY	2.19	2.20
tblVehicleEF	MCY	0.56	2.32
tblVehicleEF	MCY	2.08	1.83
tblVehicleEF	MCY	2.0610e-003	2.0717e-003
tblVehicleEF	MCY	6.8200e-004	6.0122e-004
tblVehicleEF	MCY	1.71	1.70
tblVehicleEF	MCY	1.13	1.12
tblVehicleEF	MCY	0.72	0.71
tblVehicleEF	MCY	2.69	2.69
tblVehicleEF	MCY	0.56	2.32
tblVehicleEF	MCY	2.27	1.99
tblVehicleEF	MDV	0.01	5.5556e-003
tblVehicleEF	MDV	0.02	0.09
tblVehicleEF	MDV	1.35	1.14
tblVehicleEF	MDV	3.25	3.33
tblVehicleEF	MDV	483.94	412.02
tblVehicleEF	MDV	107.92	87.05
tblVehicleEF	MDV	0.17	0.12
tblVehicleEF	MDV	0.32	0.39

tblVehicleEF	MDV	0.04	0.04
tblVehicleEF	MDV	8.0000e-003	8.0000e-003
tblVehicleEF	MDV	1.8260e-003	1.6293e-003
tblVehicleEF	MDV	2.5170e-003	2.0561e-003
tblVehicleEF	MDV	0.02	0.02
tblVehicleEF	MDV	2.0000e-003	2.0000e-003
tblVehicleEF	MDV	1.6830e-003	1.5030e-003
tblVehicleEF	MDV	2.3150e-003	1.8909e-003
tblVehicleEF	MDV	0.10	0.12
tblVehicleEF	MDV	0.20	0.17
tblVehicleEF	MDV	0.08	0.10
tblVehicleEF	MDV	0.03	0.02
tblVehicleEF	MDV	0.11	0.52
tblVehicleEF	MDV	0.25	0.45
tblVehicleEF	MDV	4.8500e-003	4.0736e-003
tblVehicleEF	MDV	1.1370e-003	8.6140e-004
tblVehicleEF	MDV	0.10	0.12
tblVehicleEF	MDV	0.20	0.17
tblVehicleEF	MDV	0.08	0.10
tblVehicleEF	MDV	0.05	0.03
tblVehicleEF	MDV	0.11	0.52
tblVehicleEF	MDV	0.28	0.50
tblVehicleEF	MDV	0.01	6.3576e-003
tblVehicleEF	MDV	0.02	0.08
tblVehicleEF	MDV	1.64	1.38
tblVehicleEF	MDV	2.69	2.75
tblVehicleEF	MDV	526.85	437.99

tblVehicleEF	MDV	107.92	85.88
tblVehicleEF	MDV	0.16	0.11
tblVehicleEF	MDV	0.30	0.36
tblVehicleEF	MDV	0.04	0.04
tblVehicleEF	MDV	8.0000e-003	8.0000e-003
tblVehicleEF	MDV	1.8260e-003	1.6293e-003
tblVehicleEF	MDV	2.5170e-003	2.0561e-003
tblVehicleEF	MDV	0.02	0.02
tblVehicleEF	MDV	2.0000e-003	2.0000e-003
tblVehicleEF	MDV	1.6830e-003	1.5030e-003
tblVehicleEF	MDV	2.3150e-003	1.8909e-003
tblVehicleEF	MDV	0.20	0.24
tblVehicleEF	MDV	0.23	0.20
tblVehicleEF	MDV	0.17	0.21
tblVehicleEF	MDV	0.04	0.03
tblVehicleEF	MDV	0.11	0.52
tblVehicleEF	MDV	0.21	0.38
tblVehicleEF	MDV	5.2830e-003	4.3306e-003
tblVehicleEF	MDV	1.1260e-003	8.4981e-004
tblVehicleEF	MDV	0.20	0.24
tblVehicleEF	MDV	0.23	0.20
tblVehicleEF	MDV	0.17	0.21
tblVehicleEF	MDV	0.05	0.04
tblVehicleEF	MDV	0.11	0.52
tblVehicleEF	MDV	0.23	0.42
tblVehicleEF	MDV	0.01	5.4097e-003
tblVehicleEF	MDV	0.02	0.09

tblVehicleEF	MDV	1.28	1.08
tblVehicleEF	MDV	3.20	3.28
tblVehicleEF	MDV	473.93	405.86
tblVehicleEF	MDV	107.92	86.95
tblVehicleEF	MDV	0.16	0.11
tblVehicleEF	MDV	0.32	0.38
tblVehicleEF	MDV	0.04	0.04
tblVehicleEF	MDV	8.0000e-003	8.0000e-003
tblVehicleEF	MDV	1.8260e-003	1.6293e-003
tblVehicleEF	MDV	2.5170e-003	2.0561e-003
tblVehicleEF	MDV	0.02	0.02
tblVehicleEF	MDV	2.0000e-003	2.0000e-003
tblVehicleEF	MDV	1.6830e-003	1.5030e-003
tblVehicleEF	MDV	2.3150e-003	1.8909e-003
tblVehicleEF	MDV	0.10	0.11
tblVehicleEF	MDV	0.22	0.19
tblVehicleEF	MDV	0.08	0.10
tblVehicleEF	MDV	0.03	0.02
tblVehicleEF	MDV	0.13	0.60
tblVehicleEF	MDV	0.25	0.45
tblVehicleEF	MDV	4.7490e-003	4.0127e-003
tblVehicleEF	MDV	1.1360e-003	8.6043e-004
tblVehicleEF	MDV	0.10	0.11
tblVehicleEF	MDV	0.22	0.19
tblVehicleEF	MDV	0.08	0.10
tblVehicleEF	MDV	0.04	0.03
tblVehicleEF	MDV	0.13	0.60

tblVehicleEF	MDV	0.27	0.49
tblVehicleEF	MH	0.04	3.7970e-003
tblVehicleEF	MH	0.03	0.00
tblVehicleEF	MH	3.07	0.36
tblVehicleEF	MH	6.43	0.00
tblVehicleEF	MH	1,045.05	951.23
tblVehicleEF	MH	59.49	0.00
tblVehicleEF	MH	1.54	4.54
tblVehicleEF	MH	0.91	0.00
tblVehicleEF	MH	0.13	0.13
tblVehicleEF	MH	0.01	0.02
tblVehicleEF	MH	0.04	0.14
tblVehicleEF	MH	1.1740e-003	0.00
tblVehicleEF	MH	0.06	0.06
tblVehicleEF	MH	3.2230e-003	4.0000e-003
tblVehicleEF	MH	0.04	0.14
tblVehicleEF	MH	1.0790e-003	0.00
tblVehicleEF	MH	1.47	0.00
tblVehicleEF	MH	0.09	0.00
tblVehicleEF	MH	0.51	0.00
tblVehicleEF	MH	0.10	0.08
tblVehicleEF	MH	0.03	0.00
tblVehicleEF	MH	0.37	0.00
tblVehicleEF	MH	0.01	8.9926e-003
tblVehicleEF	MH	7.0700e-004	0.00
tblVehicleEF	MH	1.47	0.00
tblVehicleEF	MH	0.09	0.00

tblVehicleEF	MH	0.51	0.00
tblVehicleEF	MH	0.14	0.09
tblVehicleEF	MH	0.03	0.00
tblVehicleEF	MH	0.40	0.00
tblVehicleEF	MH	0.04	3.7970e-003
tblVehicleEF	MH	0.03	0.00
tblVehicleEF	MH	3.19	0.36
tblVehicleEF	MH	5.84	0.00
tblVehicleEF	MH	1,045.05	951.23
tblVehicleEF	MH	59.49	0.00
tblVehicleEF	MH	1.41	4.26
tblVehicleEF	MH	0.86	0.00
tblVehicleEF	MH	0.13	0.13
tblVehicleEF	MH	0.01	0.02
tblVehicleEF	MH	0.04	0.14
tblVehicleEF	MH	1.1740e-003	0.00
tblVehicleEF	MH	0.06	0.06
tblVehicleEF	MH	3.2230e-003	4.0000e-003
tblVehicleEF	MH	0.04	0.14
tblVehicleEF	MH	1.0790e-003	0.00
tblVehicleEF	MH	2.91	0.00
tblVehicleEF	MH	0.11	0.00
tblVehicleEF	MH	1.21	0.00
tblVehicleEF	MH	0.11	0.08
tblVehicleEF	MH	0.03	0.00
tblVehicleEF	MH	0.34	0.00
tblVehicleEF	MH	0.01	8.9926e-003

tblVehicleEF	MH	6.9700e-004	0.00
tblVehicleEF	MH	2.91	0.00
tblVehicleEF	MH	0.11	0.00
tblVehicleEF	MH	1.21	0.00
tblVehicleEF	MH	0.15	0.09
tblVehicleEF	MH	0.03	0.00
tblVehicleEF	MH	0.38	0.00
tblVehicleEF	MH	0.04	3.7970e-003
tblVehicleEF	MH	0.03	0.00
tblVehicleEF	MH	3.08	0.36
tblVehicleEF	MH	6.36	0.00
tblVehicleEF	MH	1,045.05	951.23
tblVehicleEF	MH	59.49	0.00
tblVehicleEF	MH	1.51	4.46
tblVehicleEF	MH	0.89	0.00
tblVehicleEF	MH	0.13	0.13
tblVehicleEF	MH	0.01	0.02
tblVehicleEF	MH	0.04	0.14
tblVehicleEF	MH	1.1740e-003	0.00
tblVehicleEF	MH	0.06	0.06
tblVehicleEF	MH	3.2230e-003	4.0000e-003
tblVehicleEF	MH	0.04	0.14
tblVehicleEF	MH	1.0790e-003	0.00
tblVehicleEF	MH	1.75	0.00
tblVehicleEF	MH	0.11	0.00
tblVehicleEF	MH	0.53	0.00
tblVehicleEF	MH	0.10	0.08

tblVehicleEF	MH	0.03	0.00
tblVehicleEF	MH	0.37	0.00
tblVehicleEF	MH	0.01	8.9926e-003
tblVehicleEF	MH	7.0600e-004	0.00
tblVehicleEF	MH	1.75	0.00
tblVehicleEF	MH	0.11	0.00
tblVehicleEF	MH	0.53	0.00
tblVehicleEF	MH	0.15	0.09
tblVehicleEF	MH	0.03	0.00
tblVehicleEF	MH	0.40	0.00
tblVehicleEF	MHD	0.02	3.1744e-003
tblVehicleEF	MHD	3.5160e-003	3.4883e-003
tblVehicleEF	MHD	0.05	8.5118e-003
tblVehicleEF	MHD	0.32	0.34
tblVehicleEF	MHD	0.27	0.35
tblVehicleEF	MHD	5.32	0.97
tblVehicleEF	MHD	156.91	69.07
tblVehicleEF	MHD	1,101.52	999.60
tblVehicleEF	MHD	52.43	8.24
tblVehicleEF	MHD	0.60	0.51
tblVehicleEF	MHD	0.99	1.54
tblVehicleEF	MHD	11.88	1.42
tblVehicleEF	MHD	3.8600e-004	1.1814e-003
tblVehicleEF	MHD	0.13	0.13
tblVehicleEF	MHD	0.01	0.01
tblVehicleEF	MHD	5.0030e-003	0.03
tblVehicleEF	MHD	7.6400e-004	9.9655e-005

tblVehicleEF	MHD	3.6900e-004	1.1303e-003
tblVehicleEF	MHD	0.06	0.06
tblVehicleEF	MHD	3.0000e-003	3.0000e-003
tblVehicleEF	MHD	4.7830e-003	0.03
tblVehicleEF	MHD	7.0300e-004	9.1629e-005
tblVehicleEF	MHD	1.2800e-003	5.9283e-004
tblVehicleEF	MHD	0.04	0.02
tblVehicleEF	MHD	0.02	0.02
tblVehicleEF	MHD	6.5100e-004	2.9990e-004
tblVehicleEF	MHD	0.04	0.05
tblVehicleEF	MHD	0.02	0.11
tblVehicleEF	MHD	0.32	0.04
tblVehicleEF	MHD	1.5080e-003	6.5515e-004
tblVehicleEF	MHD	0.01	9.5251e-003
tblVehicleEF	MHD	6.1700e-004	8.1573e-005
tblVehicleEF	MHD	1.2800e-003	5.9283e-004
tblVehicleEF	MHD	0.04	0.02
tblVehicleEF	MHD	0.03	0.02
tblVehicleEF	MHD	6.5100e-004	2.9990e-004
tblVehicleEF	MHD	0.04	0.06
tblVehicleEF	MHD	0.02	0.11
tblVehicleEF	MHD	0.35	0.05
tblVehicleEF	MHD	0.02	3.0169e-003
tblVehicleEF	MHD	3.5800e-003	3.5292e-003
tblVehicleEF	MHD	0.05	8.1178e-003
tblVehicleEF	MHD	0.24	0.28
tblVehicleEF	MHD	0.28	0.36

tblVehicleEF	MHD	4.97	0.91
tblVehicleEF	MHD	166.20	69.79
tblVehicleEF	MHD	1,101.52	999.60
tblVehicleEF	MHD	52.43	8.13
tblVehicleEF	MHD	0.62	0.51
tblVehicleEF	MHD	0.92	1.44
tblVehicleEF	MHD	11.85	1.41
tblVehicleEF	MHD	3.2500e-004	9.9865e-004
tblVehicleEF	MHD	0.13	0.13
tblVehicleEF	MHD	0.01	0.01
tblVehicleEF	MHD	5.0030e-003	0.03
tblVehicleEF	MHD	7.6400e-004	9.9655e-005
tblVehicleEF	MHD	3.1100e-004	9.5545e-004
tblVehicleEF	MHD	0.06	0.06
tblVehicleEF	MHD	3.0000e-003	3.0000e-003
tblVehicleEF	MHD	4.7830e-003	0.03
tblVehicleEF	MHD	7.0300e-004	9.1629e-005
tblVehicleEF	MHD	2.5300e-003	1.1737e-003
tblVehicleEF	MHD	0.05	0.02
tblVehicleEF	MHD	0.02	0.02
tblVehicleEF	MHD	1.5010e-003	6.9414e-004
tblVehicleEF	MHD	0.04	0.05
tblVehicleEF	MHD	0.02	0.11
tblVehicleEF	MHD	0.30	0.04
tblVehicleEF	MHD	1.5950e-003	6.6201e-004
tblVehicleEF	MHD	0.01	9.5252e-003
tblVehicleEF	MHD	6.1100e-004	8.0502e-005

tblVehicleEF	MHD	2.5300e-003	1.1737e-003
tblVehicleEF	MHD	0.05	0.02
tblVehicleEF	MHD	0.03	0.02
tblVehicleEF	MHD	1.5010e-003	6.9414e-004
tblVehicleEF	MHD	0.04	0.06
tblVehicleEF	MHD	0.02	0.11
tblVehicleEF	MHD	0.33	0.05
tblVehicleEF	MHD	0.02	3.4065e-003
tblVehicleEF	MHD	3.5220e-003	3.4913e-003
tblVehicleEF	MHD	0.05	8.4146e-003
tblVehicleEF	MHD	0.45	0.41
tblVehicleEF	MHD	0.27	0.35
tblVehicleEF	MHD	5.23	0.96
tblVehicleEF	MHD	144.06	68.08
tblVehicleEF	MHD	1,101.52	999.60
tblVehicleEF	MHD	52.43	8.22
tblVehicleEF	MHD	0.57	0.51
tblVehicleEF	MHD	0.97	1.51
tblVehicleEF	MHD	11.87	1.42
tblVehicleEF	MHD	4.7000e-004	1.4337e-003
tblVehicleEF	MHD	0.13	0.13
tblVehicleEF	MHD	0.01	0.01
tblVehicleEF	MHD	5.0030e-003	0.03
tblVehicleEF	MHD	7.6400e-004	9.9655e-005
tblVehicleEF	MHD	4.4900e-004	1.3717e-003
tblVehicleEF	MHD	0.06	0.06
tblVehicleEF	MHD	3.0000e-003	3.0000e-003

tblVehicleEF	MHD	4.7830e-003	0.03
tblVehicleEF	MHD	7.0300e-004	9.1629e-005
tblVehicleEF	MHD	1.3890e-003	6.4564e-004
tblVehicleEF	MHD	0.05	0.02
tblVehicleEF	MHD	0.03	0.02
tblVehicleEF	MHD	6.4000e-004	2.9482e-004
tblVehicleEF	MHD	0.04	0.05
tblVehicleEF	MHD	0.02	0.12
tblVehicleEF	MHD	0.32	0.04
tblVehicleEF	MHD	1.3860e-003	6.4563e-004
tblVehicleEF	MHD	0.01	9.5251e-003
tblVehicleEF	MHD	6.1600e-004	8.1312e-005
tblVehicleEF	MHD	1.3890e-003	6.4564e-004
tblVehicleEF	MHD	0.05	0.02
tblVehicleEF	MHD	0.04	0.02
tblVehicleEF	MHD	6.4000e-004	2.9482e-004
tblVehicleEF	MHD	0.04	0.06
tblVehicleEF	MHD	0.02	0.12
tblVehicleEF	MHD	0.35	0.05
tblVehicleEF	OBUS	0.01	9.1482e-003
tblVehicleEF	OBUS	9.9110e-003	8.5444e-003
tblVehicleEF	OBUS	0.03	0.03
tblVehicleEF	OBUS	0.26	0.48
tblVehicleEF	OBUS	0.63	0.98
tblVehicleEF	OBUS	6.27	2.73
tblVehicleEF	OBUS	70.35	66.56
tblVehicleEF	OBUS	1,121.50	1,475.42

tblVehicleEF	OBUS	70.70	21.88
tblVehicleEF	OBUS	0.28	0.29
tblVehicleEF	OBUS	0.97	1.13
tblVehicleEF	OBUS	1.93	0.61
tblVehicleEF	OBUS	6.4000e-005	5.0004e-004
tblVehicleEF	OBUS	0.13	0.13
tblVehicleEF	OBUS	0.01	0.01
tblVehicleEF	OBUS	4.6440e-003	0.01
tblVehicleEF	OBUS	9.2900e-004	2.3022e-004
tblVehicleEF	OBUS	6.1000e-005	4.7841e-004
tblVehicleEF	OBUS	0.06	0.06
tblVehicleEF	OBUS	3.0000e-003	3.0000e-003
tblVehicleEF	OBUS	4.4220e-003	0.01
tblVehicleEF	OBUS	8.5400e-004	2.1168e-004
tblVehicleEF	OBUS	2.1800e-003	2.7868e-003
tblVehicleEF	OBUS	0.02	0.03
tblVehicleEF	OBUS	0.04	0.05
tblVehicleEF	OBUS	9.3100e-004	1.1432e-003
tblVehicleEF	OBUS	0.04	0.06
tblVehicleEF	OBUS	0.05	0.31
tblVehicleEF	OBUS	0.38	0.13
tblVehicleEF	OBUS	6.8400e-004	6.3587e-004
tblVehicleEF	OBUS	0.01	0.01
tblVehicleEF	OBUS	8.1700e-004	2.1653e-004
tblVehicleEF	OBUS	2.1800e-003	2.7868e-003
tblVehicleEF	OBUS	0.02	0.03
tblVehicleEF	OBUS	0.05	0.07

tblVehicleEF	OBUS	9.3100e-004	1.1432e-003
tblVehicleEF	OBUS	0.06	0.07
tblVehicleEF	OBUS	0.05	0.31
tblVehicleEF	OBUS	0.42	0.14
tblVehicleEF	OBUS	0.01	9.2023e-003
tblVehicleEF	OBUS	0.01	8.7764e-003
tblVehicleEF	OBUS	0.03	0.02
tblVehicleEF	OBUS	0.26	0.47
tblVehicleEF	OBUS	0.65	1.01
tblVehicleEF	OBUS	5.74	2.51
tblVehicleEF	OBUS	73.50	66.43
tblVehicleEF	OBUS	1,121.50	1,475.46
tblVehicleEF	OBUS	70.70	21.50
tblVehicleEF	OBUS	0.29	0.28
tblVehicleEF	OBUS	0.90	1.04
tblVehicleEF	OBUS	1.88	0.60
tblVehicleEF	OBUS	5.4000e-005	4.2493e-004
tblVehicleEF	OBUS	0.13	0.13
tblVehicleEF	OBUS	0.01	0.01
tblVehicleEF	OBUS	4.6440e-003	0.01
tblVehicleEF	OBUS	9.2900e-004	2.3022e-004
tblVehicleEF	OBUS	5.1000e-005	4.0655e-004
tblVehicleEF	OBUS	0.06	0.06
tblVehicleEF	OBUS	3.0000e-003	3.0000e-003
tblVehicleEF	OBUS	4.4220e-003	0.01
tblVehicleEF	OBUS	8.5400e-004	2.1168e-004
tblVehicleEF	OBUS	4.2350e-003	5.4314e-003

tblVehicleEF	OBUS	0.02	0.03
tblVehicleEF	OBUS	0.03	0.05
tblVehicleEF	OBUS	2.1330e-003	2.6364e-003
tblVehicleEF	OBUS	0.05	0.06
tblVehicleEF	OBUS	0.05	0.31
tblVehicleEF	OBUS	0.36	0.12
tblVehicleEF	OBUS	7.1400e-004	6.3458e-004
tblVehicleEF	OBUS	0.01	0.01
tblVehicleEF	OBUS	8.0800e-004	2.1273e-004
tblVehicleEF	OBUS	4.2350e-003	5.4314e-003
tblVehicleEF	OBUS	0.02	0.03
tblVehicleEF	OBUS	0.05	0.07
tblVehicleEF	OBUS	2.1330e-003	2.6364e-003
tblVehicleEF	OBUS	0.06	0.08
tblVehicleEF	OBUS	0.05	0.31
tblVehicleEF	OBUS	0.40	0.14
tblVehicleEF	OBUS	0.01	9.1126e-003
tblVehicleEF	OBUS	9.9380e-003	8.5701e-003
tblVehicleEF	OBUS	0.03	0.03
tblVehicleEF	OBUS	0.28	0.49
tblVehicleEF	OBUS	0.63	0.99
tblVehicleEF	OBUS	6.22	2.71
tblVehicleEF	OBUS	66.00	66.75
tblVehicleEF	OBUS	1,121.50	1,475.42
tblVehicleEF	OBUS	70.70	21.85
tblVehicleEF	OBUS	0.27	0.30
tblVehicleEF	OBUS	0.96	1.11

tblVehicleEF	OBUS	1.91	0.61
tblVehicleEF	OBUS	7.7000e-005	6.0376e-004
tblVehicleEF	OBUS	0.13	0.13
tblVehicleEF	OBUS	0.01	0.01
tblVehicleEF	OBUS	4.6440e-003	0.01
tblVehicleEF	OBUS	9.2900e-004	2.3022e-004
tblVehicleEF	OBUS	7.4000e-005	5.7764e-004
tblVehicleEF	OBUS	0.06	0.06
tblVehicleEF	OBUS	3.0000e-003	3.0000e-003
tblVehicleEF	OBUS	4.4220e-003	0.01
tblVehicleEF	OBUS	8.5400e-004	2.1168e-004
tblVehicleEF	OBUS	2.3200e-003	3.0071e-003
tblVehicleEF	OBUS	0.02	0.03
tblVehicleEF	OBUS	0.04	0.05
tblVehicleEF	OBUS	9.4100e-004	1.1537e-003
tblVehicleEF	OBUS	0.04	0.06
tblVehicleEF	OBUS	0.05	0.33
tblVehicleEF	OBUS	0.38	0.13
tblVehicleEF	OBUS	6.4200e-004	6.3764e-004
tblVehicleEF	OBUS	0.01	0.01
tblVehicleEF	OBUS	8.1600e-004	2.1619e-004
tblVehicleEF	OBUS	2.3200e-003	3.0071e-003
tblVehicleEF	OBUS	0.02	0.03
tblVehicleEF	OBUS	0.05	0.06
tblVehicleEF	OBUS	9.4100e-004	1.1537e-003
tblVehicleEF	OBUS	0.06	0.08
tblVehicleEF	OBUS	0.05	0.33

tblVehicleEF	OBUS	0.42	0.14
tblVehicleEF	SBUS	0.84	0.04
tblVehicleEF	SBUS	0.01	6.8547e-003
tblVehicleEF	SBUS	0.07	4.0772e-003
tblVehicleEF	SBUS	5.71	1.90
tblVehicleEF	SBUS	0.65	0.58
tblVehicleEF	SBUS	5.33	0.55
tblVehicleEF	SBUS	1,258.13	336.22
tblVehicleEF	SBUS	1,136.31	1,128.72
tblVehicleEF	SBUS	37.11	3.21
tblVehicleEF	SBUS	11.70	3.35
tblVehicleEF	SBUS	4.77	5.07
tblVehicleEF	SBUS	15.02	0.95
tblVehicleEF	SBUS	0.01	4.0347e-003
tblVehicleEF	SBUS	0.74	0.74
tblVehicleEF	SBUS	0.01	0.01
tblVehicleEF	SBUS	0.03	0.03
tblVehicleEF	SBUS	5.1700e-004	2.9951e-005
tblVehicleEF	SBUS	0.01	3.8601e-003
tblVehicleEF	SBUS	0.32	0.32
tblVehicleEF	SBUS	2.7560e-003	2.7657e-003
tblVehicleEF	SBUS	0.03	0.03
tblVehicleEF	SBUS	4.7500e-004	2.7538e-005
tblVehicleEF	SBUS	2.9260e-003	7.3837e-004
tblVehicleEF	SBUS	0.02	5.5395e-003
tblVehicleEF	SBUS	0.68	0.20
tblVehicleEF	SBUS	1.3050e-003	3.4812e-004

tblVehicleEF	SBUS	0.11	0.10
tblVehicleEF	SBUS	9.3510e-003	0.04
tblVehicleEF	SBUS	0.27	0.02
tblVehicleEF	SBUS	0.01	3.1957e-003
tblVehicleEF	SBUS	0.01	0.01
tblVehicleEF	SBUS	4.6300e-004	3.1783e-005
tblVehicleEF	SBUS	2.9260e-003	7.3837e-004
tblVehicleEF	SBUS	0.02	5.5395e-003
tblVehicleEF	SBUS	0.97	0.28
tblVehicleEF	SBUS	1.3050e-003	3.4812e-004
tblVehicleEF	SBUS	0.13	0.11
tblVehicleEF	SBUS	9.3510e-003	0.04
tblVehicleEF	SBUS	0.30	0.03
tblVehicleEF	SBUS	0.84	0.04
tblVehicleEF	SBUS	0.01	6.9393e-003
tblVehicleEF	SBUS	0.06	3.3785e-003
tblVehicleEF	SBUS	5.56	1.86
tblVehicleEF	SBUS	0.66	0.59
tblVehicleEF	SBUS	3.65	0.39
tblVehicleEF	SBUS	1,322.00	344.13
tblVehicleEF	SBUS	1,136.31	1,128.74
tblVehicleEF	SBUS	37.11	2.94
tblVehicleEF	SBUS	12.08	3.42
tblVehicleEF	SBUS	4.47	4.75
tblVehicleEF	SBUS	14.99	0.95
tblVehicleEF	SBUS	0.01	3.4093e-003
tblVehicleEF	SBUS	0.74	0.74

tblVehicleEF	SBUS	0.01	0.01
tblVehicleEF	SBUS	0.03	0.03
tblVehicleEF	SBUS	5.1700e-004	2.9951e-005
tblVehicleEF	SBUS	9.6490e-003	3.2619e-003
tblVehicleEF	SBUS	0.32	0.32
tblVehicleEF	SBUS	2.7560e-003	2.7657e-003
tblVehicleEF	SBUS	0.03	0.03
tblVehicleEF	SBUS	4.7500e-004	2.7538e-005
tblVehicleEF	SBUS	5.6170e-003	1.3276e-003
tblVehicleEF	SBUS	0.02	5.8525e-003
tblVehicleEF	SBUS	0.67	0.20
tblVehicleEF	SBUS	2.8800e-003	6.7376e-004
tblVehicleEF	SBUS	0.11	0.10
tblVehicleEF	SBUS	8.5310e-003	0.03
tblVehicleEF	SBUS	0.22	0.02
tblVehicleEF	SBUS	0.01	3.2705e-003
tblVehicleEF	SBUS	0.01	0.01
tblVehicleEF	SBUS	4.3500e-004	2.9141e-005
tblVehicleEF	SBUS	5.6170e-003	1.3276e-003
tblVehicleEF	SBUS	0.02	5.8525e-003
tblVehicleEF	SBUS	0.97	0.28
tblVehicleEF	SBUS	2.8800e-003	6.7376e-004
tblVehicleEF	SBUS	0.13	0.12
tblVehicleEF	SBUS	8.5310e-003	0.03
tblVehicleEF	SBUS	0.24	0.02
tblVehicleEF	SBUS	0.84	0.04
tblVehicleEF	SBUS	0.01	6.8505e-003

tblVehicleEF	SBUS	0.07	4.1761e-003
tblVehicleEF	SBUS	5.91	1.95
tblVehicleEF	SBUS	0.65	0.58
tblVehicleEF	SBUS	5.37	0.57
tblVehicleEF	SBUS	1,169.92	325.30
tblVehicleEF	SBUS	1,136.31	1,128.72
tblVehicleEF	SBUS	37.11	3.24
tblVehicleEF	SBUS	11.19	3.26
tblVehicleEF	SBUS	4.69	4.99
tblVehicleEF	SBUS	15.02	0.95
tblVehicleEF	SBUS	0.01	4.8982e-003
tblVehicleEF	SBUS	0.74	0.74
tblVehicleEF	SBUS	0.01	0.01
tblVehicleEF	SBUS	0.03	0.03
tblVehicleEF	SBUS	5.1700e-004	2.9951e-005
tblVehicleEF	SBUS	0.01	4.6863e-003
tblVehicleEF	SBUS	0.32	0.32
tblVehicleEF	SBUS	2.7560e-003	2.7657e-003
tblVehicleEF	SBUS	0.03	0.03
tblVehicleEF	SBUS	4.7500e-004	2.7538e-005
tblVehicleEF	SBUS	2.9580e-003	7.2630e-004
tblVehicleEF	SBUS	0.02	5.8802e-003
tblVehicleEF	SBUS	0.68	0.20
tblVehicleEF	SBUS	1.2820e-003	3.5327e-004
tblVehicleEF	SBUS	0.11	0.10
tblVehicleEF	SBUS	0.01	0.05
tblVehicleEF	SBUS	0.28	0.02

tblVehicleEF	SBUS	0.01	3.0925e-003
tblVehicleEF	SBUS	0.01	0.01
tblVehicleEF	SBUS	4.6400e-004	3.2075e-005
tblVehicleEF	SBUS	2.9580e-003	7.2630e-004
tblVehicleEF	SBUS	0.02	5.8802e-003
tblVehicleEF	SBUS	0.98	0.28
tblVehicleEF	SBUS	1.2820e-003	3.5327e-004
tblVehicleEF	SBUS	0.13	0.11
tblVehicleEF	SBUS	0.01	0.05
tblVehicleEF	SBUS	0.31	0.03
tblVehicleEF	UBUS	1.83	4.19
tblVehicleEF	UBUS	0.08	0.02
tblVehicleEF	UBUS	9.26	32.67
tblVehicleEF	UBUS	14.34	1.43
tblVehicleEF	UBUS	1,846.39	1,724.94
tblVehicleEF	UBUS	136.37	16.90
tblVehicleEF	UBUS	5.87	0.37
tblVehicleEF	UBUS	13.57	0.17
tblVehicleEF	UBUS	0.52	0.08
tblVehicleEF	UBUS	0.01	0.03
tblVehicleEF	UBUS	0.07	2.6830e-003
tblVehicleEF	UBUS	1.4030e-003	1.8942e-004
tblVehicleEF	UBUS	0.22	0.03
tblVehicleEF	UBUS	3.0000e-003	6.3128e-003
tblVehicleEF	UBUS	0.06	2.5514e-003
tblVehicleEF	UBUS	1.2900e-003	1.7416e-004
tblVehicleEF	UBUS	8.0860e-003	1.5317e-003

tblVehicleEF	UBUS	0.11	8.4711e-003
tblVehicleEF	UBUS	3.9450e-003	6.5234e-004
tblVehicleEF	UBUS	0.61	0.06
tblVehicleEF	UBUS	0.02	0.04
tblVehicleEF	UBUS	1.15	0.06
tblVehicleEF	UBUS	0.01	3.8821e-003
tblVehicleEF	UBUS	1.6240e-003	1.6724e-004
tblVehicleEF	UBUS	8.0860e-003	1.5317e-003
tblVehicleEF	UBUS	0.11	8.4711e-003
tblVehicleEF	UBUS	3.9450e-003	6.5234e-004
tblVehicleEF	UBUS	2.50	4.28
tblVehicleEF	UBUS	0.02	0.04
tblVehicleEF	UBUS	1.25	0.07
tblVehicleEF	UBUS	1.83	4.19
tblVehicleEF	UBUS	0.08	0.01
tblVehicleEF	UBUS	9.36	32.67
tblVehicleEF	UBUS	11.74	1.17
tblVehicleEF	UBUS	1,846.39	1,724.94
tblVehicleEF	UBUS	136.37	16.47
tblVehicleEF	UBUS	5.45	0.37
tblVehicleEF	UBUS	13.45	0.16
tblVehicleEF	UBUS	0.52	0.08
tblVehicleEF	UBUS	0.01	0.03
tblVehicleEF	UBUS	0.07	2.6830e-003
tblVehicleEF	UBUS	1.4030e-003	1.8942e-004
tblVehicleEF	UBUS	0.22	0.03
tblVehicleEF	UBUS	3.0000e-003	6.3128e-003

tblVehicleEF	UBUS	0.06	2.5514e-003
tblVehicleEF	UBUS	1.2900e-003	1.7416e-004
tblVehicleEF	UBUS	0.02	2.9018e-003
tblVehicleEF	UBUS	0.14	0.01
tblVehicleEF	UBUS	9.3320e-003	1.4773e-003
tblVehicleEF	UBUS	0.62	0.06
tblVehicleEF	UBUS	0.02	0.04
tblVehicleEF	UBUS	1.02	0.06
tblVehicleEF	UBUS	0.01	3.8821e-003
tblVehicleEF	UBUS	1.5790e-003	1.6303e-004
tblVehicleEF	UBUS	0.02	2.9018e-003
tblVehicleEF	UBUS	0.14	0.01
tblVehicleEF	UBUS	9.3320e-003	1.4773e-003
tblVehicleEF	UBUS	2.52	4.28
tblVehicleEF	UBUS	0.02	0.04
tblVehicleEF	UBUS	1.12	0.06
tblVehicleEF	UBUS	1.83	4.19
tblVehicleEF	UBUS	0.08	0.02
tblVehicleEF	UBUS	9.27	32.67
tblVehicleEF	UBUS	13.86	1.39
tblVehicleEF	UBUS	1,846.39	1,724.94
tblVehicleEF	UBUS	136.37	16.85
tblVehicleEF	UBUS	5.76	0.37
tblVehicleEF	UBUS	13.55	0.16
tblVehicleEF	UBUS	0.52	0.08
tblVehicleEF	UBUS	0.01	0.03
tblVehicleEF	UBUS	0.07	2.6830e-003

tblVehicleEF	UBUS	1.4030e-003	1.8942e-004
tblVehicleEF	UBUS	0.22	0.03
tblVehicleEF	UBUS	3.0000e-003	6.3128e-003
tblVehicleEF	UBUS	0.06	2.5514e-003
tblVehicleEF	UBUS	1.2900e-003	1.7416e-004
tblVehicleEF	UBUS	9.2250e-003	1.6222e-003
tblVehicleEF	UBUS	0.14	9.7128e-003
tblVehicleEF	UBUS	4.1190e-003	6.4835e-004
tblVehicleEF	UBUS	0.61	0.06
tblVehicleEF	UBUS	0.03	0.04
tblVehicleEF	UBUS	1.13	0.06
tblVehicleEF	UBUS	0.01	3.8821e-003
tblVehicleEF	UBUS	1.6160e-003	1.6670e-004
tblVehicleEF	UBUS	9.2250e-003	1.6222e-003
tblVehicleEF	UBUS	0.14	9.7128e-003
tblVehicleEF	UBUS	4.1190e-003	6.4835e-004
tblVehicleEF	UBUS	2.50	4.28
tblVehicleEF	UBUS	0.03	0.04
tblVehicleEF	UBUS	1.24	0.07
tblVehicleTrips	CNW_TTP	41.00	0.00
tblVehicleTrips	CNW_TTP	41.00	0.00
tblVehicleTrips	CW_TL	16.60	33.00
tblVehicleTrips	CW_TL	16.60	36.00
tblVehicleTrips	CW_TTP	59.00	100.00
tblVehicleTrips	CW_TTP	59.00	100.00
tblVehicleTrips	DV_TP	5.00	0.00
tblVehicleTrips	DV_TP	5.00	0.00

tblVehicleTrips	PB_TP	3.00	0.00
tblVehicleTrips	PB_TP	3.00	0.00
tblVehicleTrips	PR_TP	92.00	100.00
tblVehicleTrips	PR_TP	92.00	100.00
tblVehicleTrips	ST_TR	1.68	0.68
tblVehicleTrips	ST_TR	1.68	0.56
tblVehicleTrips	SU_TR	1.68	0.68
tblVehicleTrips	SU_TR	1.68	0.56
tblVehicleTrips	WD_TR	1.68	0.68
tblVehicleTrips	WD_TR	1.68	0.56
tblWater	IndoorWaterUseRate	51,728,312.50	0.00
tblWater	IndoorWaterUseRate	206,915,562.50	34,675,000.00

2.0 Emissions Summary

2.1 Overall Construction (Maximum Daily Emission)

Unmitigated Construction

	ROG	NOx	CO	SO2	Fugitive PM10	Exhaust PM10	PM10 Total	Fugitive PM2.5	Exhaust PM2.5	PM2.5 Total	Bio- CO2	NBio- CO2	Total CO2	CH4	N2O	CO2e
Year	lb/day										lb/day					
2020	0.0000	0.0000	0.0000	0.0000	0.0000	0.0000	0.0000	0.0000	0.0000	0.0000	0.0000	0.0000	0.0000	0.0000	0.0000	0.0000
Maximum	**0.0000**	**0.0000**	**0.0000**	**0.0000**	**0.0000**	**0.0000**	**0.0000**	**0.0000**	**0.0000**	**0.0000**	**0.0000**	**0.0000**	**0.0000**	**0.0000**	**0.0000**	**0.0000**

Mitigated Construction

	ROG	NOx	CO	SO2	Fugitive PM10	Exhaust PM10	PM10 Total	Fugitive PM2.5	Exhaust PM2.5	PM2.5 Total	Bio- CO2	NBio- CO2	Total CO2	CH4	N2O	CO2e
Year	lb/day										lb/day					
2020	0.0000	0.0000	0.0000	0.0000	0.0000	0.0000	0.0000	0.0000	0.0000	0.0000	0.0000	0.0000	0.0000	0.0000	0.0000	0.0000
Maximum	**0.0000**	**0.0000**	**0.0000**	**0.0000**	**0.0000**	**0.0000**	**0.0000**	**0.0000**	**0.0000**	**0.0000**	**0.0000**	**0.0000**	**0.0000**	**0.0000**	**0.0000**	**0.0000**

	ROG	**NOx**	**CO**	**SO2**	**Fugitive PM10**	**Exhaust PM10**	**PM10 Total**	**Fugitive PM2.5**	**Exhaust PM2.5**	**PM2.5 Total**	**Bio- CO2**	**NBio-CO2**	**Total CO2**	**CH4**	**N20**	**CO2e**
Percent Reduction	**0.00**	**0.00**	**0.00**	**0.00**	**0.00**	**0.00**	**0.00**	**0.00**	**0.00**	**0.00**	**0.00**	**0.00**	**0.00**	**0.00**	**0.00**	**0.00**

2.2 Overall Operational

Unmitigated Operational

	ROG	NOx	CO	SO2	Fugitive PM10	Exhaust PM10	PM10 Total	Fugitive PM2.5	Exhaust PM2.5	PM2.5 Total	Bio- CO2	NBio- CO2	Total CO2	CH4	N2O	CO2e
Category	lb/day										lb/day					
Area	25.4146	1.8900e-003	0.2075	2.0000e-005		7.4000e-004	7.4000e-004		7.4000e-004	7.4000e-004		0.4441	0.4441	1.1700e-003		0.4734
Energy	0.3958	3.5978	3.0222	0.0216		0.2734	0.2734		0.2734	0.2734		4,317.3818	4,317.3818	0.0828	0.0792	4,343.0378
Mobile	3.7477	118.1304	32.9464	0.5575	20.4865	1.4426	21.9290	5.7530	1.3798	7.1329		59,956.8833	59,956.8833	2.0023		60,006.9416
Offroad	0.4881	5.0705	3.0344	0.0127		0.1750	0.1750		0.1610	0.1610		1,227.1509	1,227.1509	0.3969		1,237.0731
Total	**30.0715**	**126.8006**	**39.2105**	**0.5918**	**20.4865**	**1.8917**	**22.3781**	**5.7530**	**1.8150**	**7.5680**		**65,501.8601**	**65,501.8601**	**2.4831**	**0.0792**	**65,587.5259**

2.2 Overall Operational

Mitigated Operational

	ROG	NOx	CO	SO2	Fugitive PM10	Exhaust PM10	PM10 Total	Fugitive PM2.5	Exhaust PM2.5	PM2.5 Total	Bio- CO2	NBio- CO2	Total CO2	CH4	N2O	CO2e
Category	lb/day										lb/day					
Area	25.4146	1.8900e-003	0.2075	2.0000e-005		7.4000e-004	7.4000e-004		7.4000e-004	7.4000e-004		0.4441	0.4441	1.1700e-003		0.4734
Energy	0.3958	3.5978	3.0222	0.0216		0.2734	0.2734		0.2734	0.2734		4,317.3818	4,317.3818	0.0828	0.0792	4,343.0378
Mobile	3.7477	118.1304	32.9464	0.5575	20.4865	1.4426	21.9290	5.7530	1.3798	7.1329		59,956.8833	59,956.8833	2.0023		60,006.9416
Offroad	0.4881	5.0705	3.0344	0.0127		0.1750	0.1750		0.1610	0.1610		1,227.1509	1,227.1509	0.3969		1,237.0731
Total	**30.0715**	**126.8006**	**39.2105**	**0.5918**	**20.4865**	**1.8917**	**22.3781**	**5.7530**	**1.8150**	**7.5680**		**65,501.8601**	**65,501.8601**	**2.4831**	**0.0792**	**65,587.5259**

	ROG	NOx	CO	SO2	Fugitive PM10	Exhaust PM10	PM10 Total	Fugitive PM2.5	Exhaust PM2.5	PM2.5 Total	Bio- CO2	NBio-CO2	Total CO2	CH4	N20	CO2e
Percent Reduction	**0.00**	**0.00**	**0.00**	**0.00**	**0.00**	**0.00**	**0.00**	**0.00**	**0.00**	**0.00**	**0.00**	**0.00**	**0.00**	**0.00**	**0.00**	**0.00**

3.0 Construction Detail

Construction Phase

Phase Number	Phase Name	Phase Type	Start Date	End Date	Num Days Week	Num Days	Phase Description
1	Demolition	Demolition	4/1/2020	4/1/2020	5	1	

Acres of Grading (Site Preparation Phase): 0

Acres of Grading (Grading Phase): 0

Acres of Paving: 21.82

Residential Indoor: 0; Residential Outdoor: 0; Non-Residential Indoor: 0; Non-Residential Outdoor: 0; Striped Parking Area: 0 (Architectural Coating – sqft)

OffRoad Equipment

Phase Name	Offroad Equipment Type	Amount	Usage Hours	Horse Power	Load Factor
Demolition	Concrete/Industrial Saws	0	8.00	81	0.73
Demolition	Excavators	0	8.00	158	0.38
Demolition	Rubber Tired Dozers	0	8.00	247	0.40

Trips and VMT

Phase Name	Offroad Equipment Count	Worker Trip Number	Vendor Trip Number	Hauling Trip Number	Worker Trip Length	Vendor Trip Length	Hauling Trip Length	Worker Vehicle Class	Vendor Vehicle Class	Hauling Vehicle Class
Demolition	0	0.00	0.00	0.00	14.70	6.90	20.00	LD_Mix	HDT_Mix	HHDT

3.1 Mitigation Measures Construction

3.2 Demolition - 2020

Unmitigated Construction On-Site

	ROG	NOx	CO	SO2	Fugitive PM10	Exhaust PM10	PM10 Total	Fugitive PM2.5	Exhaust PM2.5	PM2.5 Total	Bio- CO2	NBio- CO2	Total CO2	CH4	N2O	CO2e
Category	lb/day										lb/day					
Off-Road	0.0000	0.0000	0.0000	0.0000		0.0000	0.0000		0.0000	0.0000		0.0000	0.0000	0.0000		0.0000
Total	**0.0000**	**0.0000**	**0.0000**	**0.0000**		**0.0000**	**0.0000**		**0.0000**	**0.0000**		**0.0000**	**0.0000**	**0.0000**		**0.0000**

Unmitigated Construction Off-Site

	ROG	NOx	CO	SO2	Fugitive PM10	Exhaust PM10	PM10 Total	Fugitive PM2.5	Exhaust PM2.5	PM2.5 Total	Bio- CO2	NBio- CO2	Total CO2	CH4	N2O	CO2e
Category	lb/day										lb/day					
Hauling	0.0000	0.0000	0.0000	0.0000	0.0000	0.0000	0.0000	0.0000	0.0000	0.0000		0.0000	0.0000	0.0000		0.0000
Vendor	0.0000	0.0000	0.0000	0.0000	0.0000	0.0000	0.0000	0.0000	0.0000	0.0000		0.0000	0.0000	0.0000		0.0000
Worker	0.0000	0.0000	0.0000	0.0000	0.0000	0.0000	0.0000	0.0000	0.0000	0.0000		0.0000	0.0000	0.0000		0.0000
Total	**0.0000**	**0.0000**	**0.0000**	**0.0000**	**0.0000**	**0.0000**	**0.0000**	**0.0000**	**0.0000**	**0.0000**		**0.0000**	**0.0000**	**0.0000**		**0.0000**

3.2 Demolition - 2020

Mitigated Construction On-Site

	ROG	NOx	CO	SO2	Fugitive PM10	Exhaust PM10	PM10 Total	Fugitive PM2.5	Exhaust PM2.5	PM2.5 Total	Bio- CO2	NBio- CO2	Total CO2	CH4	N2O	CO2e
Category	lb/day										lb/day					
Off-Road	0.0000	0.0000	0.0000	0.0000		0.0000	0.0000		0.0000	0.0000	0.0000	0.0000	0.0000	0.0000		0.0000
Total	**0.0000**	**0.0000**	**0.0000**	**0.0000**		**0.0000**	**0.0000**		**0.0000**	**0.0000**	**0.0000**	**0.0000**	**0.0000**	**0.0000**		**0.0000**

Mitigated Construction Off-Site

	ROG	NOx	CO	SO2	Fugitive PM10	Exhaust PM10	PM10 Total	Fugitive PM2.5	Exhaust PM2.5	PM2.5 Total	Bio- CO2	NBio- CO2	Total CO2	CH4	N2O	CO2e
Category	lb/day										lb/day					
Hauling	0.0000	0.0000	0.0000	0.0000	0.0000	0.0000	0.0000	0.0000	0.0000	0.0000		0.0000	0.0000	0.0000		0.0000
Vendor	0.0000	0.0000	0.0000	0.0000	0.0000	0.0000	0.0000	0.0000	0.0000	0.0000		0.0000	0.0000	0.0000		0.0000
Worker	0.0000	0.0000	0.0000	0.0000	0.0000	0.0000	0.0000	0.0000	0.0000	0.0000		0.0000	0.0000	0.0000		0.0000
Total	**0.0000**	**0.0000**	**0.0000**	**0.0000**	**0.0000**	**0.0000**	**0.0000**	**0.0000**	**0.0000**	**0.0000**		**0.0000**	**0.0000**	**0.0000**		**0.0000**

4.0 Operational Detail - Mobile

4.1 Mitigation Measures Mobile

	ROG	NOx	CO	SO2	Fugitive PM10	Exhaust PM10	PM10 Total	Fugitive PM2.5	Exhaust PM2.5	PM2.5 Total	Bio- CO2	NBio- CO2	Total CO2	CH4	N2O	CO2e
Category	lb/day										lb/day					
Mitigated	3.7477	118.1304	32.9464	0.5575	20.4865	1.4426	21.9290	5.7530	1.3798	7.1329		59,956.8833	59,956.8833	2.0023		60,006.9416
Unmitigated	3.7477	118.1304	32.9464	0.5575	20.4865	1.4426	21.9290	5.7530	1.3798	7.1329		59,956.8833	59,956.8833	2.0023		60,006.9416

4.2 Trip Summary Information

	Average Daily Trip Rate			Unmitigated	Mitigated
Land Use	Weekday	Saturday	Sunday	Annual VMT	Annual VMT
Other Non-Asphalt Surfaces	0.00	0.00	0.00		
Parking Lot	0.00	0.00	0.00		
Refrigerated Warehouse-No Rail	152.11	152.11	152.11	1,827,136	1,827,136
Unrefrigerated Warehouse-No Rail	501.07	501.07	501.07	6,566,037	6,566,037
Total	653.18	653.18	653.18	8,393,173	8,393,173

4.3 Trip Type Information

	Miles			Trip %			Trip Purpose %		
Land Use	H-W or C-W	H-S or C-C	H-O or C-NW	H-W or C-W	H-S or C-C	H-O or C-NW	Primary	Diverted	Pass-by
Other Non-Asphalt Surfaces	16.60	8.40	6.90	0.00	0.00	0.00	0	0	0
Parking Lot	16.60	8.40	6.90	0.00	0.00	0.00	0	0	0
Refrigerated Warehouse-No	33.00	8.40	6.90	100.00	0.00	0.00	100	0	0
Unrefrigerated Warehouse-No	36.00	8.40	6.90	100.00	0.00	0.00	100	0	0

4.4 Fleet Mix

Land Use	LDA	LDT1	LDT2	MDV	LHD1	LHD2	MHD	HHD	OBUS	UBUS	MCY	SBUS	MH
Other Non-Asphalt Surfaces	0.553113	0.036408	0.180286	0.116335	0.016165	0.005101	0.018218	0.063797	0.001357	0.001565	0.005903	0.000808	0.000944
Parking Lot	0.553113	0.036408	0.180286	0.116335	0.016165	0.005101	0.018218	0.063797	0.001357	0.001565	0.005903	0.000808	0.000944
Refrigerated Warehouse-No Rail	0.000000	0.000000	0.000000	0.000000	0.346653	0.000000	0.109890	0.543457	0.000000	0.000000	0.000000	0.000000	0.000000
Unrefrigerated Warehouse-No Rail	0.000000	0.000000	0.000000	0.000000	0.167167	0.000000	0.207207	0.625626	0.000000	0.000000	0.000000	0.000000	0.000000

5.0 Energy Detail

Historical Energy Use: N

5.1 Mitigation Measures Energy

	ROG	NOx	CO	SO2	Fugitive PM10	Exhaust PM10	PM10 Total	Fugitive PM2.5	Exhaust PM2.5	PM2.5 Total	Bio- CO2	NBio- CO2	Total CO2	CH4	N2O	CO2e
Category	lb/day										lb/day					
NaturalGas Mitigated	0.3958	3.5978	3.0222	0.0216		0.2734	0.2734		0.2734	0.2734		4,317.3818	4,317.3818	0.0828	0.0792	4,343.0378
NaturalGas Unmitigated	0.3958	3.5978	3.0222	0.0216		0.2734	0.2734		0.2734	0.2734		4,317.3818	4,317.3818	0.0828	0.0792	4,343.0378

5.2 Energy by Land Use - NaturalGas

Unmitigated

	NaturalGas Use	ROG	NOx	CO	SO2	Fugitive PM10	Exhaust PM10	PM10 Total	Fugitive PM2.5	Exhaust PM2.5	PM2.5 Total	Bio- CO2	NBio- CO2	Total CO2	CH4	N2O	CO2e
Land Use	kBTU/yr	lb/day										lb/day					
Other Non-Asphalt Surfaces	0	0.0000	0.0000	0.0000	0.0000		0.0000	0.0000		0.0000	0.0000		0.0000	0.0000	0.0000	0.0000	0.0000
Parking Lot	0	0.0000	0.0000	0.0000	0.0000		0.0000	0.0000		0.0000	0.0000		0.0000	0.0000	0.0000	0.0000	0.0000
Refrigerated Warehouse-No Rail	31721.4	0.3421	3.1099	2.6124	0.0187		0.2364	0.2364		0.2364	0.2364		3,731.9252	3,731.9252	0.0715	0.0684	3,754.1022
Unrefrigerated Warehouse-No Rail	4976.38	0.0537	0.4879	0.4098	2.9300e-003		0.0371	0.0371		0.0371	0.0371		585.4566	585.4566	0.0112	0.0107	588.9357
Total		**0.3958**	**3.5978**	**3.0222**	**0.0216**		**0.2734**	**0.2734**		**0.2734**	**0.2734**		**4,317.3818**	**4,317.3818**	**0.0828**	**0.0792**	**4,343.0378**

5.2 Energy by Land Use - NaturalGas

Mitigated

	NaturalGas Use	ROG	NOx	CO	SO2	Fugitive PM10	Exhaust PM10	PM10 Total	Fugitive PM2.5	Exhaust PM2.5	PM2.5 Total	Bio- CO2	NBio- CO2	Total CO2	CH4	N2O	CO2e
Land Use	kBTU/yr	lb/day										lb/day					
Other Non-Asphalt Surfaces	0	0.0000	0.0000	0.0000	0.0000		0.0000	0.0000		0.0000	0.0000		0.0000	0.0000	0.0000	0.0000	0.0000
Parking Lot	0	0.0000	0.0000	0.0000	0.0000		0.0000	0.0000		0.0000	0.0000		0.0000	0.0000	0.0000	0.0000	0.0000
Refrigerated Warehouse-No Rail	31.7214	0.3421	3.1099	2.6124	0.0187		0.2364	0.2364		0.2364	0.2364		3,731.9252	3,731.9252	0.0715	0.0684	3,754.1022
Unrefrigerated Warehouse-No Rail	4.97638	0.0537	0.4879	0.4098	2.9300e-003		0.0371	0.0371		0.0371	0.0371		585.4566	585.4566	0.0112	0.0107	588.9357
Total		**0.3958**	**3.5978**	**3.0222**	**0.0216**		**0.2734**	**0.2734**		**0.2734**	**0.2734**		**4,317.3818**	**4,317.3818**	**0.0828**	**0.0792**	**4,343.0378**

6.0 Area Detail

6.1 Mitigation Measures Area

	ROG	NOx	CO	SO2	Fugitive PM10	Exhaust PM10	PM10 Total	Fugitive PM2.5	Exhaust PM2.5	PM2.5 Total	Bio- CO2	NBio- CO2	Total CO2	CH4	N2O	CO2e
Category	lb/day										lb/day					
Mitigated	25.4400	1.8900e-003	0.2075	2.0000e-005		7.4000e-004	7.4000e-004		7.4000e-004	7.4000e-004		0.4441	0.4441	1.1700e-003		0.4734
Unmitigated	25.4400	1.8900e-003	0.2075	2.0000e-005		7.4000e-004	7.4000e-004		7.4000e-004	7.4000e-004		0.4441	0.4441	1.1700e-003		0.4734

6.2 Area by SubCategory

Unmitigated

	ROG	NOx	CO	SO2	Fugitive PM10	Exhaust PM10	PM10 Total	Fugitive PM2.5	Exhaust PM2.5	PM2.5 Total	Bio- CO2	NBio- CO2	Total CO2	CH4	N2O	CO2e
SubCategory	lb/day										lb/day					
Architectural Coating	2.9384					0.0000	0.0000		0.0000	0.0000			0.0000			0.0000
Consumer Products	22.4823					0.0000	0.0000		0.0000	0.0000			0.0000			0.0000
Landscaping	0.0193	1.8900e-003	0.2075	2.0000e-005		7.4000e-004	7.4000e-004		7.4000e-004	7.4000e-004		0.4441	0.4441	1.1700e-003		0.4734
Total	**25.4400**	**1.8900e-003**	**0.2075**	**2.0000e-005**		**7.4000e-004**	**7.4000e-004**		**7.4000e-004**	**7.4000e-004**		**0.4441**	**0.4441**	**1.1700e-003**		**0.4734**

6.2 Area by SubCategory

Mitigated

	ROG	NOx	CO	SO2	Fugitive PM10	Exhaust PM10	PM10 Total	Fugitive PM2.5	Exhaust PM2.5	PM2.5 Total	Bio- CO2	NBio- CO2	Total CO2	CH4	N2O	CO2e
SubCategory	lb/day										lb/day					
Architectural Coating	2.9384					0.0000	0.0000		0.0000	0.0000			0.0000			0.0000
Consumer Products	22.4823					0.0000	0.0000		0.0000	0.0000			0.0000			0.0000
Landscaping	0.0193	1.8900e-003	0.2075	2.0000e-005		7.4000e-004	7.4000e-004		7.4000e-004	7.4000e-004		0.4441	0.4441	1.1700e-003		0.4734
Total	**25.4400**	**1.8900e-003**	**0.2075**	**2.0000e-005**		**7.4000e-004**	**7.4000e-004**		**7.4000e-004**	**7.4000e-004**		**0.4441**	**0.4441**	**1.1700e-003**		**0.4734**

7.0 Water Detail

7.1 Mitigation Measures Water

8.0 Waste Detail

8.1 Mitigation Measures Waste

9.0 Operational Offroad

Equipment Type	Number	Hours/Day	Days/Year	Horse Power	Load Factor	Fuel Type
Tractors/Loaders/Backhoes	4	4.00	365	200	0.37	CNG

UnMitigated/Mitigated

	ROG	NOx	CO	SO2	Fugitive PM10	Exhaust PM10	PM10 Total	Fugitive PM2.5	Exhaust PM2.5	PM2.5 Total	Bio- CO2	NBio- CO2	Total CO2	CH4	N2O	CO2e
Equipment Type	lb/day										lb/day					
Tractors/Loaders/ Backhoes	0.4881	5.0705	3.0344	0.0127		0.1750	0.1750		0.1610	0.1610		1,227.1509	1,227.1509	0.3969		1,237.0731
Total	**0.4881**	**5.0705**	**3.0344**	**0.0127**		**0.1750**	**0.1750**		**0.1610**	**0.1610**		**1,227.1509**	**1,227.1509**	**0.3969**		**1,237.0731**

10.0 Stationary Equipment

Fire Pumps and Emergency Generators

Equipment Type	Number	Hours/Day	Hours/Year	Horse Power	Load Factor	Fuel Type

Boilers

Equipment Type	Number	Heat Input/Day	Heat Input/Year	Boiler Rating	Fuel Type

User Defined Equipment

Equipment Type	Number

11.0 Vegetation

Goodman Industrial Park (Operations - Trucks)

San Bernardino-South Coast County, Winter

1.0 Project Characteristics

1.1 Land Usage

Land Uses	Size	Metric	Lot Acreage	Floor Surface Area	Population
Refrigerated Warehouse-No Rail	223.69	1000sqft	5.14	223,692.00	0
Unrefrigerated Warehouse-No Rail	894.77	1000sqft	20.54	894,768.00	0
Other Non-Asphalt Surfaces	181.79	1000sqft	4.17	181,790.00	0
Parking Lot	729.00	Space	17.65	769,062.00	0

1.2 Other Project Characteristics

Urbanization	Urban	**Wind Speed (m/s)**	2.2	**Precipitation Freq (Days)**	32
Climate Zone	10			**Operational Year**	2022
Utility Company	Southern California Edison				
CO2 Intensity (lb/MWhr)	702.44	**CH4 Intensity (lb/MWhr)**	0.029	**N2O Intensity (lb/MWhr)**	0.006

1.3 User Entered Comments & Non-Default Data

Project Characteristics -

Table Name	Column Name	Default Value	New Value
tblAreaCoating	Area_Nonresidential_Exterior	559230	564230
tblAreaCoating	Area_Nonresidential_Interior	1677690	1692690
tblConstructionPhase	NumDays	50.00	1.00
tblEnergyUse	T24E	1.06	0.74

tblEnergyUse	T24E	0.37	0.26
tblFleetMix	HHD	0.06	0.54
tblFleetMix	HHD	0.06	0.63
tblFleetMix	LDA	0.55	0.00
tblFleetMix	LDA	0.55	0.00
tblFleetMix	LDT1	0.04	0.00
tblFleetMix	LDT1	0.04	0.00
tblFleetMix	LDT2	0.18	0.00
tblFleetMix	LDT2	0.18	0.00
tblFleetMix	LHD1	0.02	0.35
tblFleetMix	LHD1	0.02	0.17
tblFleetMix	LHD2	5.1010e-003	0.00
tblFleetMix	LHD2	5.1010e-003	0.00
tblFleetMix	MCY	5.9030e-003	0.00
tblFleetMix	MCY	5.9030e-003	0.00
tblFleetMix	MDV	0.12	0.00
tblFleetMix	MDV	0.12	0.00
tblFleetMix	MH	9.4400e-004	0.00
tblFleetMix	MH	9.4400e-004	0.00
tblFleetMix	MHD	0.02	0.11
tblFleetMix	MHD	0.02	0.21
tblFleetMix	OBUS	1.3570e-003	0.00
tblFleetMix	OBUS	1.3570e-003	0.00
tblFleetMix	SBUS	8.0800e-004	0.00
tblFleetMix	SBUS	8.0800e-004	0.00
tblFleetMix	UBUS	1.5650e-003	0.00
tblFleetMix	UBUS	1.5650e-003	0.00

tblLandUse	LandUseSquareFeet	223,690.00	223,692.00
tblLandUse	LandUseSquareFeet	894,770.00	894,768.00
tblLandUse	LandUseSquareFeet	291,600.00	769,062.00
tblLandUse	LotAcreage	6.56	17.65
tblOffRoadEquipment	OffRoadEquipmentUnitAmount	1.00	0.00
tblOffRoadEquipment	OffRoadEquipmentUnitAmount	3.00	0.00
tblOffRoadEquipment	OffRoadEquipmentUnitAmount	2.00	0.00
tblOperationalOffRoadEquipment	OperDaysPerYear	260.00	365.00
tblOperationalOffRoadEquipment	OperFuelType	Diesel	CNG
tblOperationalOffRoadEquipment	OperHorsePower	97.00	200.00
tblOperationalOffRoadEquipment	OperHoursPerDay	8.00	4.00
tblOperationalOffRoadEquipment	OperOffRoadEquipmentNumber	0.00	4.00
tblSolidWaste	SolidWasteGenerationRate	210.27	219.67
tblVehicleEF	HHD	1.21	0.03
tblVehicleEF	HHD	0.04	0.06
tblVehicleEF	HHD	0.10	1.5530e-007
tblVehicleEF	HHD	3.29	8.22
tblVehicleEF	HHD	0.57	0.40
tblVehicleEF	HHD	1.82	2.2603e-003
tblVehicleEF	HHD	6,933.41	1,478.27
tblVehicleEF	HHD	1,475.79	1,372.23
tblVehicleEF	HHD	5.54	0.02
tblVehicleEF	HHD	26.50	7.64
tblVehicleEF	HHD	2.50	2.77
tblVehicleEF	HHD	20.21	2.10
tblVehicleEF	HHD	9.7780e-003	3.7639e-003
tblVehicleEF	HHD	0.06	0.06

tblVehicleEF	HHD	0.04	0.04
tblVehicleEF	HHD	0.01	0.03
tblVehicleEF	HHD	5.1000e-005	6.4958e-007
tblVehicleEF	HHD	9.3550e-003	3.6010e-003
tblVehicleEF	HHD	0.03	0.03
tblVehicleEF	HHD	8.8810e-003	8.9166e-003
tblVehicleEF	HHD	0.01	0.03
tblVehicleEF	HHD	4.7000e-005	5.9726e-007
tblVehicleEF	HHD	8.5000e-005	3.3443e-006
tblVehicleEF	HHD	3.1910e-003	1.0400e-004
tblVehicleEF	HHD	0.84	0.59
tblVehicleEF	HHD	5.2000e-005	1.9037e-006
tblVehicleEF	HHD	0.08	0.05
tblVehicleEF	HHD	2.1700e-004	5.2224e-004
tblVehicleEF	HHD	0.05	8.0550e-007
tblVehicleEF	HHD	0.07	0.01
tblVehicleEF	HHD	0.01	0.01
tblVehicleEF	HHD	8.6000e-005	2.1742e-007
tblVehicleEF	HHD	8.5000e-005	3.3443e-006
tblVehicleEF	HHD	3.1910e-003	1.0400e-004
tblVehicleEF	HHD	0.97	0.67
tblVehicleEF	HHD	5.2000e-005	1.9037e-006
tblVehicleEF	HHD	0.13	0.12
tblVehicleEF	HHD	2.1700e-004	5.2224e-004
tblVehicleEF	HHD	0.06	8.8192e-007
tblVehicleEF	HHD	1.14	0.03
tblVehicleEF	HHD	0.04	0.06

tblVehicleEF	HHD	0.09	1.4704e-007
tblVehicleEF	HHD	2.39	8.07
tblVehicleEF	HHD	0.57	0.40
tblVehicleEF	HHD	1.70	2.1215e-003
tblVehicleEF	HHD	7,345.18	1,469.16
tblVehicleEF	HHD	1,475.79	1,372.23
tblVehicleEF	HHD	5.54	0.02
tblVehicleEF	HHD	27.35	7.37
tblVehicleEF	HHD	2.36	2.60
tblVehicleEF	HHD	20.20	2.10
tblVehicleEF	HHD	8.2750e-003	3.3443e-003
tblVehicleEF	HHD	0.06	0.06
tblVehicleEF	HHD	0.04	0.04
tblVehicleEF	HHD	0.01	0.03
tblVehicleEF	HHD	5.1000e-005	6.4958e-007
tblVehicleEF	HHD	7.9170e-003	3.1996e-003
tblVehicleEF	HHD	0.03	0.03
tblVehicleEF	HHD	8.8810e-003	8.9166e-003
tblVehicleEF	HHD	0.01	0.03
tblVehicleEF	HHD	4.7000e-005	5.9726e-007
tblVehicleEF	HHD	1.6800e-004	7.0222e-006
tblVehicleEF	HHD	3.5970e-003	1.2227e-004
tblVehicleEF	HHD	0.79	0.62
tblVehicleEF	HHD	1.1700e-004	4.8038e-006
tblVehicleEF	HHD	0.08	0.05
tblVehicleEF	HHD	2.2100e-004	5.3874e-004
tblVehicleEF	HHD	0.05	7.6535e-007

tblVehicleEF	HHD	0.07	0.01
tblVehicleEF	HHD	0.01	0.01
tblVehicleEF	HHD	8.4000e-005	2.1524e-007
tblVehicleEF	HHD	1.6800e-004	7.0222e-006
tblVehicleEF	HHD	3.5970e-003	1.2227e-004
tblVehicleEF	HHD	0.91	0.71
tblVehicleEF	HHD	1.1700e-004	4.8038e-006
tblVehicleEF	HHD	0.13	0.12
tblVehicleEF	HHD	2.2100e-004	5.3874e-004
tblVehicleEF	HHD	0.06	8.3796e-007
tblVehicleEF	HHD	1.31	0.03
tblVehicleEF	HHD	0.04	2.3610e-003
tblVehicleEF	HHD	0.10	1.5369e-007
tblVehicleEF	HHD	4.53	8.37
tblVehicleEF	HHD	0.57	0.25
tblVehicleEF	HHD	1.79	2.2317e-003
tblVehicleEF	HHD	6,364.76	1,476.72
tblVehicleEF	HHD	1,475.79	1,332.53
tblVehicleEF	HHD	5.54	0.02
tblVehicleEF	HHD	25.32	7.94
tblVehicleEF	HHD	2.46	2.69
tblVehicleEF	HHD	20.20	2.10
tblVehicleEF	HHD	0.01	4.1666e-003
tblVehicleEF	HHD	0.06	0.06
tblVehicleEF	HHD	0.04	0.04
tblVehicleEF	HHD	0.01	0.03
tblVehicleEF	HHD	5.1000e-005	6.4958e-007

tblVehicleEF	HHD	0.01	3.9863e-003
tblVehicleEF	HHD	0.03	0.03
tblVehicleEF	HHD	8.8810e-003	8.8156e-003
tblVehicleEF	HHD	0.01	0.03
tblVehicleEF	HHD	4.7000e-005	5.9726e-007
tblVehicleEF	HHD	8.5000e-005	3.6500e-006
tblVehicleEF	HHD	3.4760e-003	1.2278e-004
tblVehicleEF	HHD	0.91	0.54
tblVehicleEF	HHD	5.2000e-005	1.9359e-006
tblVehicleEF	HHD	0.08	0.05
tblVehicleEF	HHD	2.3300e-004	5.4640e-004
tblVehicleEF	HHD	0.05	7.9748e-007
tblVehicleEF	HHD	0.06	0.01
tblVehicleEF	HHD	0.01	0.01
tblVehicleEF	HHD	8.5000e-005	2.1697e-007
tblVehicleEF	HHD	8.5000e-005	3.6500e-006
tblVehicleEF	HHD	3.4760e-003	1.2278e-004
tblVehicleEF	HHD	1.05	0.62
tblVehicleEF	HHD	5.2000e-005	1.9359e-006
tblVehicleEF	HHD	0.13	0.06
tblVehicleEF	HHD	2.3300e-004	5.4640e-004
tblVehicleEF	HHD	0.06	8.7313e-007
tblVehicleEF	LDA	4.2030e-003	2.4361e-003
tblVehicleEF	LDA	5.6230e-003	0.05
tblVehicleEF	LDA	0.57	0.65
tblVehicleEF	LDA	1.19	2.16
tblVehicleEF	LDA	251.29	261.47

tblVehicleEF	LDA	57.15	53.86
tblVehicleEF	LDA	0.05	0.04
tblVehicleEF	LDA	0.08	0.19
tblVehicleEF	LDA	0.04	0.04
tblVehicleEF	LDA	8.0000e-003	8.0000e-003
tblVehicleEF	LDA	1.6780e-003	1.4473e-003
tblVehicleEF	LDA	2.2790e-003	1.8579e-003
tblVehicleEF	LDA	0.02	0.02
tblVehicleEF	LDA	2.0000e-003	2.0000e-003
tblVehicleEF	LDA	1.5460e-003	1.3331e-003
tblVehicleEF	LDA	2.0960e-003	1.7083e-003
tblVehicleEF	LDA	0.04	0.06
tblVehicleEF	LDA	0.10	0.10
tblVehicleEF	LDA	0.03	0.05
tblVehicleEF	LDA	0.01	9.3316e-003
tblVehicleEF	LDA	0.03	0.21
tblVehicleEF	LDA	0.08	0.23
tblVehicleEF	LDA	2.5170e-003	2.5867e-003
tblVehicleEF	LDA	5.9200e-004	5.3300e-004
tblVehicleEF	LDA	0.04	0.06
tblVehicleEF	LDA	0.10	0.10
tblVehicleEF	LDA	0.03	0.05
tblVehicleEF	LDA	0.02	0.01
tblVehicleEF	LDA	0.03	0.21
tblVehicleEF	LDA	0.08	0.25
tblVehicleEF	LDA	4.7900e-003	2.7935e-003
tblVehicleEF	LDA	4.6890e-003	0.04

tblVehicleEF	LDA	0.71	0.79
tblVehicleEF	LDA	0.99	1.79
tblVehicleEF	LDA	274.94	285.54
tblVehicleEF	LDA	57.15	53.16
tblVehicleEF	LDA	0.05	0.04
tblVehicleEF	LDA	0.07	0.17
tblVehicleEF	LDA	0.04	0.04
tblVehicleEF	LDA	8.0000e-003	8.0000e-003
tblVehicleEF	LDA	1.6780e-003	1.4473e-003
tblVehicleEF	LDA	2.2790e-003	1.8579e-003
tblVehicleEF	LDA	0.02	0.02
tblVehicleEF	LDA	2.0000e-003	2.0000e-003
tblVehicleEF	LDA	1.5460e-003	1.3331e-003
tblVehicleEF	LDA	2.0960e-003	1.7083e-003
tblVehicleEF	LDA	0.09	0.12
tblVehicleEF	LDA	0.12	0.12
tblVehicleEF	LDA	0.07	0.10
tblVehicleEF	LDA	0.01	0.01
tblVehicleEF	LDA	0.03	0.21
tblVehicleEF	LDA	0.06	0.19
tblVehicleEF	LDA	2.7550e-003	2.8249e-003
tblVehicleEF	LDA	5.8800e-004	5.2609e-004
tblVehicleEF	LDA	0.09	0.12
tblVehicleEF	LDA	0.12	0.12
tblVehicleEF	LDA	0.07	0.10
tblVehicleEF	LDA	0.02	0.02
tblVehicleEF	LDA	0.03	0.21

tblVehicleEF	LDA	0.07	0.21
tblVehicleEF	LDA	4.0860e-003	2.3763e-003
tblVehicleEF	LDA	5.5870e-003	0.05
tblVehicleEF	LDA	0.54	0.61
tblVehicleEF	LDA	1.18	2.12
tblVehicleEF	LDA	245.70	255.84
tblVehicleEF	LDA	57.15	53.80
tblVehicleEF	LDA	0.05	0.04
tblVehicleEF	LDA	0.08	0.18
tblVehicleEF	LDA	0.04	0.04
tblVehicleEF	LDA	8.0000e-003	8.0000e-003
tblVehicleEF	LDA	1.6780e-003	1.4473e-003
tblVehicleEF	LDA	2.2790e-003	1.8579e-003
tblVehicleEF	LDA	0.02	0.02
tblVehicleEF	LDA	2.0000e-003	2.0000e-003
tblVehicleEF	LDA	1.5460e-003	1.3331e-003
tblVehicleEF	LDA	2.0960e-003	1.7083e-003
tblVehicleEF	LDA	0.05	0.06
tblVehicleEF	LDA	0.11	0.11
tblVehicleEF	LDA	0.03	0.05
tblVehicleEF	LDA	0.01	9.0876e-003
tblVehicleEF	LDA	0.04	0.24
tblVehicleEF	LDA	0.08	0.23
tblVehicleEF	LDA	2.4600e-003	2.5309e-003
tblVehicleEF	LDA	5.9100e-004	5.3240e-004
tblVehicleEF	LDA	0.05	0.06
tblVehicleEF	LDA	0.11	0.11

tblVehicleEF	LDA	0.03	0.05
tblVehicleEF	LDA	0.01	0.01
tblVehicleEF	LDA	0.04	0.24
tblVehicleEF	LDA	0.08	0.25
tblVehicleEF	LDT1	0.01	7.0607e-003
tblVehicleEF	LDT1	0.02	0.08
tblVehicleEF	LDT1	1.54	1.44
tblVehicleEF	LDT1	3.61	2.44
tblVehicleEF	LDT1	313.68	310.02
tblVehicleEF	LDT1	70.93	65.50
tblVehicleEF	LDT1	0.16	0.13
tblVehicleEF	LDT1	0.22	0.30
tblVehicleEF	LDT1	0.04	0.04
tblVehicleEF	LDT1	8.0000e-003	8.0000e-003
tblVehicleEF	LDT1	2.7050e-003	2.1936e-003
tblVehicleEF	LDT1	3.6920e-003	2.8519e-003
tblVehicleEF	LDT1	0.02	0.02
tblVehicleEF	LDT1	2.0000e-003	2.0000e-003
tblVehicleEF	LDT1	2.4910e-003	2.0186e-003
tblVehicleEF	LDT1	3.3960e-003	2.6224e-003
tblVehicleEF	LDT1	0.18	0.19
tblVehicleEF	LDT1	0.33	0.26
tblVehicleEF	LDT1	0.13	0.13
tblVehicleEF	LDT1	0.03	0.03
tblVehicleEF	LDT1	0.20	0.88
tblVehicleEF	LDT1	0.26	0.43
tblVehicleEF	LDT1	3.1570e-003	3.0678e-003

tblVehicleEF	LDT1	7.7300e-004	6.4817e-004
tblVehicleEF	LDT1	0.18	0.19
tblVehicleEF	LDT1	0.33	0.26
tblVehicleEF	LDT1	0.13	0.13
tblVehicleEF	LDT1	0.05	0.05
tblVehicleEF	LDT1	0.20	0.88
tblVehicleEF	LDT1	0.28	0.48
tblVehicleEF	LDT1	0.02	8.0102e-003
tblVehicleEF	LDT1	0.02	0.07
tblVehicleEF	LDT1	1.85	1.74
tblVehicleEF	LDT1	2.97	2.02
tblVehicleEF	LDT1	341.75	335.16
tblVehicleEF	LDT1	70.93	64.59
tblVehicleEF	LDT1	0.14	0.12
tblVehicleEF	LDT1	0.20	0.28
tblVehicleEF	LDT1	0.04	0.04
tblVehicleEF	LDT1	8.0000e-003	8.0000e-003
tblVehicleEF	LDT1	2.7050e-003	2.1936e-003
tblVehicleEF	LDT1	3.6920e-003	2.8519e-003
tblVehicleEF	LDT1	0.02	0.02
tblVehicleEF	LDT1	2.0000e-003	2.0000e-003
tblVehicleEF	LDT1	2.4910e-003	2.0186e-003
tblVehicleEF	LDT1	3.3960e-003	2.6224e-003
tblVehicleEF	LDT1	0.37	0.40
tblVehicleEF	LDT1	0.41	0.33
tblVehicleEF	LDT1	0.27	0.29
tblVehicleEF	LDT1	0.04	0.04

tblVehicleEF	LDT1	0.20	0.88
tblVehicleEF	LDT1	0.21	0.36
tblVehicleEF	LDT1	3.4420e-003	3.3166e-003
tblVehicleEF	LDT1	7.6200e-004	6.3920e-004
tblVehicleEF	LDT1	0.37	0.40
tblVehicleEF	LDT1	0.41	0.33
tblVehicleEF	LDT1	0.27	0.29
tblVehicleEF	LDT1	0.06	0.05
tblVehicleEF	LDT1	0.20	0.88
tblVehicleEF	LDT1	0.23	0.40
tblVehicleEF	LDT1	0.01	6.8963e-003
tblVehicleEF	LDT1	0.02	0.08
tblVehicleEF	LDT1	1.47	1.37
tblVehicleEF	LDT1	3.55	2.40
tblVehicleEF	LDT1	307.06	304.06
tblVehicleEF	LDT1	70.93	65.42
tblVehicleEF	LDT1	0.15	0.12
tblVehicleEF	LDT1	0.21	0.30
tblVehicleEF	LDT1	0.04	0.04
tblVehicleEF	LDT1	8.0000e-003	8.0000e-003
tblVehicleEF	LDT1	2.7050e-003	2.1936e-003
tblVehicleEF	LDT1	3.6920e-003	2.8519e-003
tblVehicleEF	LDT1	0.02	0.02
tblVehicleEF	LDT1	2.0000e-003	2.0000e-003
tblVehicleEF	LDT1	2.4910e-003	2.0186e-003
tblVehicleEF	LDT1	3.3960e-003	2.6224e-003
tblVehicleEF	LDT1	0.19	0.20

tblVehicleEF	LDT1	0.39	0.30
tblVehicleEF	LDT1	0.12	0.12
tblVehicleEF	LDT1	0.03	0.03
tblVehicleEF	LDT1	0.23	1.03
tblVehicleEF	LDT1	0.25	0.43
tblVehicleEF	LDT1	3.0890e-003	3.0089e-003
tblVehicleEF	LDT1	7.7200e-004	6.4740e-004
tblVehicleEF	LDT1	0.19	0.20
tblVehicleEF	LDT1	0.39	0.30
tblVehicleEF	LDT1	0.12	0.12
tblVehicleEF	LDT1	0.05	0.04
tblVehicleEF	LDT1	0.23	1.03
tblVehicleEF	LDT1	0.28	0.47
tblVehicleEF	LDT2	6.3270e-003	4.2796e-003
tblVehicleEF	LDT2	8.1990e-003	0.07
tblVehicleEF	LDT2	0.80	0.97
tblVehicleEF	LDT2	1.67	2.78
tblVehicleEF	LDT2	351.15	331.49
tblVehicleEF	LDT2	79.39	70.30
tblVehicleEF	LDT2	0.09	0.09
tblVehicleEF	LDT2	0.14	0.31
tblVehicleEF	LDT2	0.04	0.04
tblVehicleEF	LDT2	8.0000e-003	8.0000e-003
tblVehicleEF	LDT2	1.7270e-003	1.5179e-003
tblVehicleEF	LDT2	2.4170e-003	1.9477e-003
tblVehicleEF	LDT2	0.02	0.02
tblVehicleEF	LDT2	2.0000e-003	2.0000e-003

tblVehicleEF	LDT2	1.5880e-003	1.3970e-003
tblVehicleEF	LDT2	2.2220e-003	1.7910e-003
tblVehicleEF	LDT2	0.06	0.10
tblVehicleEF	LDT2	0.13	0.15
tblVehicleEF	LDT2	0.05	0.08
tblVehicleEF	LDT2	0.02	0.02
tblVehicleEF	LDT2	0.07	0.48
tblVehicleEF	LDT2	0.11	0.35
tblVehicleEF	LDT2	3.5180e-003	3.2796e-003
tblVehicleEF	LDT2	8.2200e-004	6.9566e-004
tblVehicleEF	LDT2	0.06	0.10
tblVehicleEF	LDT2	0.13	0.15
tblVehicleEF	LDT2	0.05	0.08
tblVehicleEF	LDT2	0.02	0.03
tblVehicleEF	LDT2	0.07	0.48
tblVehicleEF	LDT2	0.12	0.38
tblVehicleEF	LDT2	7.1840e-003	4.8872e-003
tblVehicleEF	LDT2	6.8290e-003	0.06
tblVehicleEF	LDT2	0.97	1.18
tblVehicleEF	LDT2	1.38	2.30
tblVehicleEF	LDT2	383.36	355.94
tblVehicleEF	LDT2	79.39	69.35
tblVehicleEF	LDT2	0.08	0.08
tblVehicleEF	LDT2	0.13	0.29
tblVehicleEF	LDT2	0.04	0.04
tblVehicleEF	LDT2	8.0000e-003	8.0000e-003
tblVehicleEF	LDT2	1.7270e-003	1.5179e-003

tblVehicleEF	LDT2	2.4170e-003	1.9477e-003
tblVehicleEF	LDT2	0.02	0.02
tblVehicleEF	LDT2	2.0000e-003	2.0000e-003
tblVehicleEF	LDT2	1.5880e-003	1.3970e-003
tblVehicleEF	LDT2	2.2220e-003	1.7910e-003
tblVehicleEF	LDT2	0.13	0.21
tblVehicleEF	LDT2	0.15	0.18
tblVehicleEF	LDT2	0.11	0.18
tblVehicleEF	LDT2	0.02	0.02
tblVehicleEF	LDT2	0.07	0.48
tblVehicleEF	LDT2	0.09	0.29
tblVehicleEF	LDT2	3.8420e-003	3.5215e-003
tblVehicleEF	LDT2	8.1700e-004	6.8626e-004
tblVehicleEF	LDT2	0.13	0.21
tblVehicleEF	LDT2	0.15	0.18
tblVehicleEF	LDT2	0.11	0.18
tblVehicleEF	LDT2	0.03	0.03
tblVehicleEF	LDT2	0.07	0.48
tblVehicleEF	LDT2	0.10	0.32
tblVehicleEF	LDT2	6.1560e-003	4.1770e-003
tblVehicleEF	LDT2	8.1410e-003	0.07
tblVehicleEF	LDT2	0.75	0.92
tblVehicleEF	LDT2	1.64	2.74
tblVehicleEF	LDT2	343.55	325.69
tblVehicleEF	LDT2	79.39	70.22
tblVehicleEF	LDT2	0.08	0.09
tblVehicleEF	LDT2	0.14	0.31

tblVehicleEF	LDT2	0.04	0.04
tblVehicleEF	LDT2	8.0000e-003	8.0000e-003
tblVehicleEF	LDT2	1.7270e-003	1.5179e-003
tblVehicleEF	LDT2	2.4170e-003	1.9477e-003
tblVehicleEF	LDT2	0.02	0.02
tblVehicleEF	LDT2	2.0000e-003	2.0000e-003
tblVehicleEF	LDT2	1.5880e-003	1.3970e-003
tblVehicleEF	LDT2	2.2220e-003	1.7910e-003
tblVehicleEF	LDT2	0.06	0.10
tblVehicleEF	LDT2	0.14	0.16
tblVehicleEF	LDT2	0.05	0.08
tblVehicleEF	LDT2	0.02	0.02
tblVehicleEF	LDT2	0.08	0.56
tblVehicleEF	LDT2	0.11	0.35
tblVehicleEF	LDT2	3.4410e-003	3.2222e-003
tblVehicleEF	LDT2	8.2200e-004	6.9487e-004
tblVehicleEF	LDT2	0.06	0.10
tblVehicleEF	LDT2	0.14	0.16
tblVehicleEF	LDT2	0.05	0.08
tblVehicleEF	LDT2	0.02	0.03
tblVehicleEF	LDT2	0.08	0.56
tblVehicleEF	LDT2	0.12	0.38
tblVehicleEF	LHD1	5.2170e-003	4.8635e-003
tblVehicleEF	LHD1	0.01	6.5089e-003
tblVehicleEF	LHD1	0.02	0.02
tblVehicleEF	LHD1	0.14	0.17
tblVehicleEF	LHD1	1.07	0.88

tblVehicleEF	LHD1	2.60	1.03
tblVehicleEF	LHD1	9.23	9.35
tblVehicleEF	LHD1	609.20	648.62
tblVehicleEF	LHD1	30.40	10.79
tblVehicleEF	LHD1	0.09	0.08
tblVehicleEF	LHD1	2.12	1.54
tblVehicleEF	LHD1	0.99	0.31
tblVehicleEF	LHD1	9.6500e-004	9.5292e-004
tblVehicleEF	LHD1	0.08	0.08
tblVehicleEF	LHD1	0.01	9.9683e-003
tblVehicleEF	LHD1	0.01	0.01
tblVehicleEF	LHD1	9.5800e-004	2.6298e-004
tblVehicleEF	LHD1	9.2400e-004	9.1170e-004
tblVehicleEF	LHD1	0.03	0.03
tblVehicleEF	LHD1	2.5390e-003	2.4921e-003
tblVehicleEF	LHD1	0.01	0.01
tblVehicleEF	LHD1	8.8100e-004	2.4180e-004
tblVehicleEF	LHD1	3.7070e-003	3.1746e-003
tblVehicleEF	LHD1	0.11	0.09
tblVehicleEF	LHD1	0.02	0.02
tblVehicleEF	LHD1	1.8240e-003	1.5420e-003
tblVehicleEF	LHD1	0.08	0.07
tblVehicleEF	LHD1	0.35	0.60
tblVehicleEF	LHD1	0.27	0.08
tblVehicleEF	LHD1	9.2000e-005	9.0460e-005
tblVehicleEF	LHD1	5.9760e-003	6.3133e-003
tblVehicleEF	LHD1	3.5300e-004	1.0677e-004

tblVehicleEF	LHD1	3.7070e-003	3.1746e-003
tblVehicleEF	LHD1	0.11	0.09
tblVehicleEF	LHD1	0.02	0.03
tblVehicleEF	LHD1	1.8240e-003	1.5420e-003
tblVehicleEF	LHD1	0.10	0.08
tblVehicleEF	LHD1	0.35	0.60
tblVehicleEF	LHD1	0.29	0.09
tblVehicleEF	LHD1	5.2170e-003	4.8791e-003
tblVehicleEF	LHD1	0.01	6.6670e-003
tblVehicleEF	LHD1	0.02	0.02
tblVehicleEF	LHD1	0.14	0.17
tblVehicleEF	LHD1	1.09	0.90
tblVehicleEF	LHD1	2.43	0.97
tblVehicleEF	LHD1	9.23	9.35
tblVehicleEF	LHD1	609.20	648.66
tblVehicleEF	LHD1	30.40	10.67
tblVehicleEF	LHD1	0.09	0.08
tblVehicleEF	LHD1	1.98	1.44
tblVehicleEF	LHD1	0.94	0.29
tblVehicleEF	LHD1	9.6500e-004	9.5292e-004
tblVehicleEF	LHD1	0.08	0.08
tblVehicleEF	LHD1	0.01	9.9683e-003
tblVehicleEF	LHD1	0.01	0.01
tblVehicleEF	LHD1	9.5800e-004	2.6298e-004
tblVehicleEF	LHD1	9.2400e-004	9.1170e-004
tblVehicleEF	LHD1	0.03	0.03
tblVehicleEF	LHD1	2.5390e-003	2.4921e-003

tblVehicleEF	LHD1	0.01	0.01
tblVehicleEF	LHD1	8.8100e-004	2.4180e-004
tblVehicleEF	LHD1	7.3080e-003	6.2984e-003
tblVehicleEF	LHD1	0.13	0.11
tblVehicleEF	LHD1	0.02	0.02
tblVehicleEF	LHD1	4.1220e-003	3.5374e-003
tblVehicleEF	LHD1	0.09	0.07
tblVehicleEF	LHD1	0.36	0.60
tblVehicleEF	LHD1	0.25	0.08
tblVehicleEF	LHD1	9.2000e-005	9.0460e-005
tblVehicleEF	LHD1	5.9770e-003	6.3136e-003
tblVehicleEF	LHD1	3.5000e-004	1.0561e-004
tblVehicleEF	LHD1	7.3080e-003	6.2984e-003
tblVehicleEF	LHD1	0.13	0.11
tblVehicleEF	LHD1	0.02	0.03
tblVehicleEF	LHD1	4.1220e-003	3.5374e-003
tblVehicleEF	LHD1	0.11	0.09
tblVehicleEF	LHD1	0.36	0.60
tblVehicleEF	LHD1	0.28	0.08
tblVehicleEF	LHD1	5.2170e-003	4.8667e-003
tblVehicleEF	LHD1	0.01	6.5251e-003
tblVehicleEF	LHD1	0.02	0.02
tblVehicleEF	LHD1	0.14	0.17
tblVehicleEF	LHD1	1.07	0.89
tblVehicleEF	LHD1	2.55	1.02
tblVehicleEF	LHD1	9.23	9.35
tblVehicleEF	LHD1	609.20	648.63

tblVehicleEF	LHD1	30.40	10.76
tblVehicleEF	LHD1	0.09	0.08
tblVehicleEF	LHD1	2.08	1.51
tblVehicleEF	LHD1	0.97	0.30
tblVehicleEF	LHD1	9.6500e-004	9.5292e-004
tblVehicleEF	LHD1	0.08	0.08
tblVehicleEF	LHD1	0.01	9.9683e-003
tblVehicleEF	LHD1	0.01	0.01
tblVehicleEF	LHD1	9.5800e-004	2.6298e-004
tblVehicleEF	LHD1	9.2400e-004	9.1170e-004
tblVehicleEF	LHD1	0.03	0.03
tblVehicleEF	LHD1	2.5390e-003	2.4921e-003
tblVehicleEF	LHD1	0.01	0.01
tblVehicleEF	LHD1	8.8100e-004	2.4180e-004
tblVehicleEF	LHD1	4.0430e-003	3.5092e-003
tblVehicleEF	LHD1	0.13	0.10
tblVehicleEF	LHD1	0.02	0.02
tblVehicleEF	LHD1	1.7940e-003	1.5203e-003
tblVehicleEF	LHD1	0.08	0.07
tblVehicleEF	LHD1	0.38	0.64
tblVehicleEF	LHD1	0.26	0.08
tblVehicleEF	LHD1	9.2000e-005	9.0460e-005
tblVehicleEF	LHD1	5.9760e-003	6.3133e-003
tblVehicleEF	LHD1	3.5200e-004	1.0649e-004
tblVehicleEF	LHD1	4.0430e-003	3.5092e-003
tblVehicleEF	LHD1	0.13	0.10
tblVehicleEF	LHD1	0.02	0.03

tblVehicleEF	LHD1	1.7940e-003	1.5203e-003
tblVehicleEF	LHD1	0.10	0.08
tblVehicleEF	LHD1	0.38	0.64
tblVehicleEF	LHD1	0.29	0.09
tblVehicleEF	LHD2	3.5950e-003	3.3088e-003
tblVehicleEF	LHD2	4.6110e-003	4.1579e-003
tblVehicleEF	LHD2	8.1370e-003	9.5081e-003
tblVehicleEF	LHD2	0.12	0.14
tblVehicleEF	LHD2	0.50	0.56
tblVehicleEF	LHD2	1.20	0.61
tblVehicleEF	LHD2	14.27	14.55
tblVehicleEF	LHD2	608.52	648.96
tblVehicleEF	LHD2	24.46	7.78
tblVehicleEF	LHD2	0.11	0.11
tblVehicleEF	LHD2	1.49	1.65
tblVehicleEF	LHD2	0.53	0.20
tblVehicleEF	LHD2	1.2830e-003	1.4035e-003
tblVehicleEF	LHD2	0.09	0.09
tblVehicleEF	LHD2	0.01	0.01
tblVehicleEF	LHD2	0.01	0.01
tblVehicleEF	LHD2	4.0000e-004	1.2635e-004
tblVehicleEF	LHD2	1.2280e-003	1.3428e-003
tblVehicleEF	LHD2	0.04	0.04
tblVehicleEF	LHD2	2.6860e-003	2.6930e-003
tblVehicleEF	LHD2	0.01	0.01
tblVehicleEF	LHD2	3.6800e-004	1.1617e-004
tblVehicleEF	LHD2	1.3070e-003	1.5577e-003

tblVehicleEF	LHD2	0.04	0.05
tblVehicleEF	LHD2	0.01	0.02
tblVehicleEF	LHD2	7.0300e-004	8.0032e-004
tblVehicleEF	LHD2	0.06	0.06
tblVehicleEF	LHD2	0.09	0.29
tblVehicleEF	LHD2	0.11	0.05
tblVehicleEF	LHD2	1.3900e-004	1.3909e-004
tblVehicleEF	LHD2	5.9200e-003	6.2607e-003
tblVehicleEF	LHD2	2.6700e-004	7.6988e-005
tblVehicleEF	LHD2	1.3070e-003	1.5577e-003
tblVehicleEF	LHD2	0.04	0.05
tblVehicleEF	LHD2	0.02	0.02
tblVehicleEF	LHD2	7.0300e-004	8.0032e-004
tblVehicleEF	LHD2	0.07	0.07
tblVehicleEF	LHD2	0.09	0.29
tblVehicleEF	LHD2	0.12	0.05
tblVehicleEF	LHD2	3.5950e-003	3.3190e-003
tblVehicleEF	LHD2	4.6760e-003	4.2028e-003
tblVehicleEF	LHD2	7.7630e-003	9.0808e-003
tblVehicleEF	LHD2	0.12	0.14
tblVehicleEF	LHD2	0.50	0.56
tblVehicleEF	LHD2	1.13	0.57
tblVehicleEF	LHD2	14.27	14.55
tblVehicleEF	LHD2	608.52	648.97
tblVehicleEF	LHD2	24.46	7.71
tblVehicleEF	LHD2	0.11	0.11
tblVehicleEF	LHD2	1.40	1.55

tblVehicleEF	LHD2	0.50	0.19
tblVehicleEF	LHD2	1.2830e-003	1.4035e-003
tblVehicleEF	LHD2	0.09	0.09
tblVehicleEF	LHD2	0.01	0.01
tblVehicleEF	LHD2	0.01	0.01
tblVehicleEF	LHD2	4.0000e-004	1.2635e-004
tblVehicleEF	LHD2	1.2280e-003	1.3428e-003
tblVehicleEF	LHD2	0.04	0.04
tblVehicleEF	LHD2	2.6860e-003	2.6930e-003
tblVehicleEF	LHD2	0.01	0.01
tblVehicleEF	LHD2	3.6800e-004	1.1617e-004
tblVehicleEF	LHD2	2.5220e-003	3.0277e-003
tblVehicleEF	LHD2	0.04	0.06
tblVehicleEF	LHD2	0.01	0.02
tblVehicleEF	LHD2	1.5220e-003	1.7647e-003
tblVehicleEF	LHD2	0.06	0.06
tblVehicleEF	LHD2	0.09	0.29
tblVehicleEF	LHD2	0.10	0.04
tblVehicleEF	LHD2	1.3900e-004	1.3909e-004
tblVehicleEF	LHD2	5.9200e-003	6.2608e-003
tblVehicleEF	LHD2	2.6500e-004	7.6329e-005
tblVehicleEF	LHD2	2.5220e-003	3.0277e-003
tblVehicleEF	LHD2	0.04	0.06
tblVehicleEF	LHD2	0.02	0.02
tblVehicleEF	LHD2	1.5220e-003	1.7647e-003
tblVehicleEF	LHD2	0.07	0.07
tblVehicleEF	LHD2	0.09	0.29

tblVehicleEF	LHD2	0.11	0.05
tblVehicleEF	LHD2	3.5950e-003	3.3107e-003
tblVehicleEF	LHD2	4.6180e-003	4.1632e-003
tblVehicleEF	LHD2	8.0640e-003	9.4269e-003
tblVehicleEF	LHD2	0.12	0.14
tblVehicleEF	LHD2	0.50	0.56
tblVehicleEF	LHD2	1.19	0.60
tblVehicleEF	LHD2	14.27	14.55
tblVehicleEF	LHD2	608.52	648.96
tblVehicleEF	LHD2	24.46	7.77
tblVehicleEF	LHD2	0.11	0.11
tblVehicleEF	LHD2	1.46	1.62
tblVehicleEF	LHD2	0.52	0.20
tblVehicleEF	LHD2	1.2830e-003	1.4035e-003
tblVehicleEF	LHD2	0.09	0.09
tblVehicleEF	LHD2	0.01	0.01
tblVehicleEF	LHD2	0.01	0.01
tblVehicleEF	LHD2	4.0000e-004	1.2635e-004
tblVehicleEF	LHD2	1.2280e-003	1.3428e-003
tblVehicleEF	LHD2	0.04	0.04
tblVehicleEF	LHD2	2.6860e-003	2.6930e-003
tblVehicleEF	LHD2	0.01	0.01
tblVehicleEF	LHD2	3.6800e-004	1.1617e-004
tblVehicleEF	LHD2	1.3460e-003	1.6404e-003
tblVehicleEF	LHD2	0.04	0.05
tblVehicleEF	LHD2	0.01	0.02
tblVehicleEF	LHD2	6.8700e-004	7.8060e-004

tblVehicleEF	LHD2	0.06	0.06
tblVehicleEF	LHD2	0.10	0.31
tblVehicleEF	LHD2	0.11	0.05
tblVehicleEF	LHD2	1.3900e-004	1.3909e-004
tblVehicleEF	LHD2	5.9200e-003	6.2608e-003
tblVehicleEF	LHD2	2.6600e-004	7.6845e-005
tblVehicleEF	LHD2	1.3460e-003	1.6404e-003
tblVehicleEF	LHD2	0.04	0.05
tblVehicleEF	LHD2	0.02	0.02
tblVehicleEF	LHD2	6.8700e-004	7.8060e-004
tblVehicleEF	LHD2	0.07	0.07
tblVehicleEF	LHD2	0.10	0.31
tblVehicleEF	LHD2	0.12	0.05
tblVehicleEF	MCY	0.43	0.33
tblVehicleEF	MCY	0.16	0.25
tblVehicleEF	MCY	20.55	20.74
tblVehicleEF	MCY	9.93	8.78
tblVehicleEF	MCY	167.73	210.98
tblVehicleEF	MCY	46.45	61.55
tblVehicleEF	MCY	1.16	1.17
tblVehicleEF	MCY	0.31	0.27
tblVehicleEF	MCY	0.01	0.01
tblVehicleEF	MCY	4.0000e-003	4.0000e-003
tblVehicleEF	MCY	1.8610e-003	1.8278e-003
tblVehicleEF	MCY	3.6730e-003	3.0522e-003
tblVehicleEF	MCY	5.0400e-003	5.0400e-003
tblVehicleEF	MCY	1.7420e-003	1.7113e-003

tblVehicleEF	MCY	3.4650e-003	2.8769e-003
tblVehicleEF	MCY	1.45	1.44
tblVehicleEF	MCY	0.84	0.84
tblVehicleEF	MCY	0.80	0.80
tblVehicleEF	MCY	2.23	2.23
tblVehicleEF	MCY	0.49	2.04
tblVehicleEF	MCY	2.16	1.90
tblVehicleEF	MCY	2.0770e-003	2.0879e-003
tblVehicleEF	MCY	6.9000e-004	6.0913e-004
tblVehicleEF	MCY	1.45	1.44
tblVehicleEF	MCY	0.84	0.84
tblVehicleEF	MCY	0.80	0.80
tblVehicleEF	MCY	2.74	2.74
tblVehicleEF	MCY	0.49	2.04
tblVehicleEF	MCY	2.35	2.07
tblVehicleEF	MCY	0.42	0.32
tblVehicleEF	MCY	0.14	0.22
tblVehicleEF	MCY	20.68	20.87
tblVehicleEF	MCY	9.05	7.97
tblVehicleEF	MCY	167.73	210.98
tblVehicleEF	MCY	46.45	59.35
tblVehicleEF	MCY	0.99	0.99
tblVehicleEF	MCY	0.29	0.25
tblVehicleEF	MCY	0.01	0.01
tblVehicleEF	MCY	4.0000e-003	4.0000e-003
tblVehicleEF	MCY	1.8610e-003	1.8278e-003
tblVehicleEF	MCY	3.6730e-003	3.0522e-003

tblVehicleEF	MCY	5.0400e-003	5.0400e-003
tblVehicleEF	MCY	1.7420e-003	1.7113e-003
tblVehicleEF	MCY	3.4650e-003	2.8769e-003
tblVehicleEF	MCY	3.14	3.14
tblVehicleEF	MCY	1.27	1.28
tblVehicleEF	MCY	2.13	2.12
tblVehicleEF	MCY	2.17	2.17
tblVehicleEF	MCY	0.49	2.03
tblVehicleEF	MCY	1.86	1.63
tblVehicleEF	MCY	2.0770e-003	2.0879e-003
tblVehicleEF	MCY	6.6700e-004	5.8727e-004
tblVehicleEF	MCY	3.14	3.14
tblVehicleEF	MCY	1.27	1.28
tblVehicleEF	MCY	2.13	2.12
tblVehicleEF	MCY	2.67	2.67
tblVehicleEF	MCY	0.49	2.03
tblVehicleEF	MCY	2.02	1.77
tblVehicleEF	MCY	0.42	0.32
tblVehicleEF	MCY	0.15	0.24
tblVehicleEF	MCY	19.63	19.79
tblVehicleEF	MCY	9.55	8.43
tblVehicleEF	MCY	167.73	209.35
tblVehicleEF	MCY	46.45	60.75
tblVehicleEF	MCY	1.12	1.12
tblVehicleEF	MCY	0.31	0.26
tblVehicleEF	MCY	0.01	0.01
tblVehicleEF	MCY	4.0000e-003	4.0000e-003

tblVehicleEF	MCY	1.8610e-003	1.8278e-003
tblVehicleEF	MCY	3.6730e-003	3.0522e-003
tblVehicleEF	MCY	5.0400e-003	5.0400e-003
tblVehicleEF	MCY	1.7420e-003	1.7113e-003
tblVehicleEF	MCY	3.4650e-003	2.8769e-003
tblVehicleEF	MCY	1.71	1.70
tblVehicleEF	MCY	1.13	1.12
tblVehicleEF	MCY	0.72	0.71
tblVehicleEF	MCY	2.19	2.20
tblVehicleEF	MCY	0.56	2.32
tblVehicleEF	MCY	2.08	1.83
tblVehicleEF	MCY	2.0610e-003	2.0717e-003
tblVehicleEF	MCY	6.8200e-004	6.0122e-004
tblVehicleEF	MCY	1.71	1.70
tblVehicleEF	MCY	1.13	1.12
tblVehicleEF	MCY	0.72	0.71
tblVehicleEF	MCY	2.69	2.69
tblVehicleEF	MCY	0.56	2.32
tblVehicleEF	MCY	2.27	1.99
tblVehicleEF	MDV	0.01	5.5556e-003
tblVehicleEF	MDV	0.02	0.09
tblVehicleEF	MDV	1.35	1.14
tblVehicleEF	MDV	3.25	3.33
tblVehicleEF	MDV	483.94	412.02
tblVehicleEF	MDV	107.92	87.05
tblVehicleEF	MDV	0.17	0.12
tblVehicleEF	MDV	0.32	0.39

tblVehicleEF	MDV	0.04	0.04
tblVehicleEF	MDV	8.0000e-003	8.0000e-003
tblVehicleEF	MDV	1.8260e-003	1.6293e-003
tblVehicleEF	MDV	2.5170e-003	2.0561e-003
tblVehicleEF	MDV	0.02	0.02
tblVehicleEF	MDV	2.0000e-003	2.0000e-003
tblVehicleEF	MDV	1.6830e-003	1.5030e-003
tblVehicleEF	MDV	2.3150e-003	1.8909e-003
tblVehicleEF	MDV	0.10	0.12
tblVehicleEF	MDV	0.20	0.17
tblVehicleEF	MDV	0.08	0.10
tblVehicleEF	MDV	0.03	0.02
tblVehicleEF	MDV	0.11	0.52
tblVehicleEF	MDV	0.25	0.45
tblVehicleEF	MDV	4.8500e-003	4.0736e-003
tblVehicleEF	MDV	1.1370e-003	8.6140e-004
tblVehicleEF	MDV	0.10	0.12
tblVehicleEF	MDV	0.20	0.17
tblVehicleEF	MDV	0.08	0.10
tblVehicleEF	MDV	0.05	0.03
tblVehicleEF	MDV	0.11	0.52
tblVehicleEF	MDV	0.28	0.50
tblVehicleEF	MDV	0.01	6.3576e-003
tblVehicleEF	MDV	0.02	0.08
tblVehicleEF	MDV	1.64	1.38
tblVehicleEF	MDV	2.69	2.75
tblVehicleEF	MDV	526.85	437.99

tblVehicleEF	MDV	107.92	85.88
tblVehicleEF	MDV	0.16	0.11
tblVehicleEF	MDV	0.30	0.36
tblVehicleEF	MDV	0.04	0.04
tblVehicleEF	MDV	8.0000e-003	8.0000e-003
tblVehicleEF	MDV	1.8260e-003	1.6293e-003
tblVehicleEF	MDV	2.5170e-003	2.0561e-003
tblVehicleEF	MDV	0.02	0.02
tblVehicleEF	MDV	2.0000e-003	2.0000e-003
tblVehicleEF	MDV	1.6830e-003	1.5030e-003
tblVehicleEF	MDV	2.3150e-003	1.8909e-003
tblVehicleEF	MDV	0.20	0.24
tblVehicleEF	MDV	0.23	0.20
tblVehicleEF	MDV	0.17	0.21
tblVehicleEF	MDV	0.04	0.03
tblVehicleEF	MDV	0.11	0.52
tblVehicleEF	MDV	0.21	0.38
tblVehicleEF	MDV	5.2830e-003	4.3306e-003
tblVehicleEF	MDV	1.1260e-003	8.4981e-004
tblVehicleEF	MDV	0.20	0.24
tblVehicleEF	MDV	0.23	0.20
tblVehicleEF	MDV	0.17	0.21
tblVehicleEF	MDV	0.05	0.04
tblVehicleEF	MDV	0.11	0.52
tblVehicleEF	MDV	0.23	0.42
tblVehicleEF	MDV	0.01	5.4097e-003
tblVehicleEF	MDV	0.02	0.09

tblVehicleEF	MDV	1.28	1.08
tblVehicleEF	MDV	3.20	3.28
tblVehicleEF	MDV	473.93	405.86
tblVehicleEF	MDV	107.92	86.95
tblVehicleEF	MDV	0.16	0.11
tblVehicleEF	MDV	0.32	0.38
tblVehicleEF	MDV	0.04	0.04
tblVehicleEF	MDV	8.0000e-003	8.0000e-003
tblVehicleEF	MDV	1.8260e-003	1.6293e-003
tblVehicleEF	MDV	2.5170e-003	2.0561e-003
tblVehicleEF	MDV	0.02	0.02
tblVehicleEF	MDV	2.0000e-003	2.0000e-003
tblVehicleEF	MDV	1.6830e-003	1.5030e-003
tblVehicleEF	MDV	2.3150e-003	1.8909e-003
tblVehicleEF	MDV	0.10	0.11
tblVehicleEF	MDV	0.22	0.19
tblVehicleEF	MDV	0.08	0.10
tblVehicleEF	MDV	0.03	0.02
tblVehicleEF	MDV	0.13	0.60
tblVehicleEF	MDV	0.25	0.45
tblVehicleEF	MDV	4.7490e-003	4.0127e-003
tblVehicleEF	MDV	1.1360e-003	8.6043e-004
tblVehicleEF	MDV	0.10	0.11
tblVehicleEF	MDV	0.22	0.19
tblVehicleEF	MDV	0.08	0.10
tblVehicleEF	MDV	0.04	0.03
tblVehicleEF	MDV	0.13	0.60

tblVehicleEF	MDV	0.27	0.49
tblVehicleEF	MH	0.04	3.7970e-003
tblVehicleEF	MH	0.03	0.00
tblVehicleEF	MH	3.07	0.36
tblVehicleEF	MH	6.43	0.00
tblVehicleEF	MH	1,045.05	951.23
tblVehicleEF	MH	59.49	0.00
tblVehicleEF	MH	1.54	4.54
tblVehicleEF	MH	0.91	0.00
tblVehicleEF	MH	0.13	0.13
tblVehicleEF	MH	0.01	0.02
tblVehicleEF	MH	0.04	0.14
tblVehicleEF	MH	1.1740e-003	0.00
tblVehicleEF	MH	0.06	0.06
tblVehicleEF	MH	3.2230e-003	4.0000e-003
tblVehicleEF	MH	0.04	0.14
tblVehicleEF	MH	1.0790e-003	0.00
tblVehicleEF	MH	1.47	0.00
tblVehicleEF	MH	0.09	0.00
tblVehicleEF	MH	0.51	0.00
tblVehicleEF	MH	0.10	0.08
tblVehicleEF	MH	0.03	0.00
tblVehicleEF	MH	0.37	0.00
tblVehicleEF	MH	0.01	8.9926e-003
tblVehicleEF	MH	7.0700e-004	0.00
tblVehicleEF	MH	1.47	0.00
tblVehicleEF	MH	0.09	0.00

tblVehicleEF	MH	0.51	0.00
tblVehicleEF	MH	0.14	0.09
tblVehicleEF	MH	0.03	0.00
tblVehicleEF	MH	0.40	0.00
tblVehicleEF	MH	0.04	3.7970e-003
tblVehicleEF	MH	0.03	0.00
tblVehicleEF	MH	3.19	0.36
tblVehicleEF	MH	5.84	0.00
tblVehicleEF	MH	1,045.05	951.23
tblVehicleEF	MH	59.49	0.00
tblVehicleEF	MH	1.41	4.26
tblVehicleEF	MH	0.86	0.00
tblVehicleEF	MH	0.13	0.13
tblVehicleEF	MH	0.01	0.02
tblVehicleEF	MH	0.04	0.14
tblVehicleEF	MH	1.1740e-003	0.00
tblVehicleEF	MH	0.06	0.06
tblVehicleEF	MH	3.2230e-003	4.0000e-003
tblVehicleEF	MH	0.04	0.14
tblVehicleEF	MH	1.0790e-003	0.00
tblVehicleEF	MH	2.91	0.00
tblVehicleEF	MH	0.11	0.00
tblVehicleEF	MH	1.21	0.00
tblVehicleEF	MH	0.11	0.08
tblVehicleEF	MH	0.03	0.00
tblVehicleEF	MH	0.34	0.00
tblVehicleEF	MH	0.01	8.9926e-003

tblVehicleEF	MH	6.9700e-004	0.00
tblVehicleEF	MH	2.91	0.00
tblVehicleEF	MH	0.11	0.00
tblVehicleEF	MH	1.21	0.00
tblVehicleEF	MH	0.15	0.09
tblVehicleEF	MH	0.03	0.00
tblVehicleEF	MH	0.38	0.00
tblVehicleEF	MH	0.04	3.7970e-003
tblVehicleEF	MH	0.03	0.00
tblVehicleEF	MH	3.08	0.36
tblVehicleEF	MH	6.36	0.00
tblVehicleEF	MH	1,045.05	951.23
tblVehicleEF	MH	59.49	0.00
tblVehicleEF	MH	1.51	4.46
tblVehicleEF	MH	0.89	0.00
tblVehicleEF	MH	0.13	0.13
tblVehicleEF	MH	0.01	0.02
tblVehicleEF	MH	0.04	0.14
tblVehicleEF	MH	1.1740e-003	0.00
tblVehicleEF	MH	0.06	0.06
tblVehicleEF	MH	3.2230e-003	4.0000e-003
tblVehicleEF	MH	0.04	0.14
tblVehicleEF	MH	1.0790e-003	0.00
tblVehicleEF	MH	1.75	0.00
tblVehicleEF	MH	0.11	0.00
tblVehicleEF	MH	0.53	0.00
tblVehicleEF	MH	0.10	0.08

tblVehicleEF	MH	0.03	0.00
tblVehicleEF	MH	0.37	0.00
tblVehicleEF	MH	0.01	8.9926e-003
tblVehicleEF	MH	7.0600e-004	0.00
tblVehicleEF	MH	1.75	0.00
tblVehicleEF	MH	0.11	0.00
tblVehicleEF	MH	0.53	0.00
tblVehicleEF	MH	0.15	0.09
tblVehicleEF	MH	0.03	0.00
tblVehicleEF	MH	0.40	0.00
tblVehicleEF	MHD	0.02	3.1744e-003
tblVehicleEF	MHD	3.5160e-003	3.4883e-003
tblVehicleEF	MHD	0.05	8.5118e-003
tblVehicleEF	MHD	0.32	0.34
tblVehicleEF	MHD	0.27	0.35
tblVehicleEF	MHD	5.32	0.97
tblVehicleEF	MHD	156.91	69.07
tblVehicleEF	MHD	1,101.52	999.60
tblVehicleEF	MHD	52.43	8.24
tblVehicleEF	MHD	0.60	0.51
tblVehicleEF	MHD	0.99	1.54
tblVehicleEF	MHD	11.88	1.42
tblVehicleEF	MHD	3.8600e-004	1.1814e-003
tblVehicleEF	MHD	0.13	0.13
tblVehicleEF	MHD	0.01	0.01
tblVehicleEF	MHD	5.0030e-003	0.03
tblVehicleEF	MHD	7.6400e-004	9.9655e-005

tblVehicleEF	MHD	3.6900e-004	1.1303e-003
tblVehicleEF	MHD	0.06	0.06
tblVehicleEF	MHD	3.0000e-003	3.0000e-003
tblVehicleEF	MHD	4.7830e-003	0.03
tblVehicleEF	MHD	7.0300e-004	9.1629e-005
tblVehicleEF	MHD	1.2800e-003	5.9283e-004
tblVehicleEF	MHD	0.04	0.02
tblVehicleEF	MHD	0.02	0.02
tblVehicleEF	MHD	6.5100e-004	2.9990e-004
tblVehicleEF	MHD	0.04	0.05
tblVehicleEF	MHD	0.02	0.11
tblVehicleEF	MHD	0.32	0.04
tblVehicleEF	MHD	1.5080e-003	6.5515e-004
tblVehicleEF	MHD	0.01	9.5251e-003
tblVehicleEF	MHD	6.1700e-004	8.1573e-005
tblVehicleEF	MHD	1.2800e-003	5.9283e-004
tblVehicleEF	MHD	0.04	0.02
tblVehicleEF	MHD	0.03	0.02
tblVehicleEF	MHD	6.5100e-004	2.9990e-004
tblVehicleEF	MHD	0.04	0.06
tblVehicleEF	MHD	0.02	0.11
tblVehicleEF	MHD	0.35	0.05
tblVehicleEF	MHD	0.02	3.0169e-003
tblVehicleEF	MHD	3.5800e-003	3.5292e-003
tblVehicleEF	MHD	0.05	8.1178e-003
tblVehicleEF	MHD	0.24	0.28
tblVehicleEF	MHD	0.28	0.36

tblVehicleEF	MHD	4.97	0.91
tblVehicleEF	MHD	166.20	69.79
tblVehicleEF	MHD	1,101.52	999.60
tblVehicleEF	MHD	52.43	8.13
tblVehicleEF	MHD	0.62	0.51
tblVehicleEF	MHD	0.92	1.44
tblVehicleEF	MHD	11.85	1.41
tblVehicleEF	MHD	3.2500e-004	9.9865e-004
tblVehicleEF	MHD	0.13	0.13
tblVehicleEF	MHD	0.01	0.01
tblVehicleEF	MHD	5.0030e-003	0.03
tblVehicleEF	MHD	7.6400e-004	9.9655e-005
tblVehicleEF	MHD	3.1100e-004	9.5545e-004
tblVehicleEF	MHD	0.06	0.06
tblVehicleEF	MHD	3.0000e-003	3.0000e-003
tblVehicleEF	MHD	4.7830e-003	0.03
tblVehicleEF	MHD	7.0300e-004	9.1629e-005
tblVehicleEF	MHD	2.5300e-003	1.1737e-003
tblVehicleEF	MHD	0.05	0.02
tblVehicleEF	MHD	0.02	0.02
tblVehicleEF	MHD	1.5010e-003	6.9414e-004
tblVehicleEF	MHD	0.04	0.05
tblVehicleEF	MHD	0.02	0.11
tblVehicleEF	MHD	0.30	0.04
tblVehicleEF	MHD	1.5950e-003	6.6201e-004
tblVehicleEF	MHD	0.01	9.5252e-003
tblVehicleEF	MHD	6.1100e-004	8.0502e-005

tblVehicleEF	MHD	2.5300e-003	1.1737e-003
tblVehicleEF	MHD	0.05	0.02
tblVehicleEF	MHD	0.03	0.02
tblVehicleEF	MHD	1.5010e-003	6.9414e-004
tblVehicleEF	MHD	0.04	0.06
tblVehicleEF	MHD	0.02	0.11
tblVehicleEF	MHD	0.33	0.05
tblVehicleEF	MHD	0.02	3.4065e-003
tblVehicleEF	MHD	3.5220e-003	3.4913e-003
tblVehicleEF	MHD	0.05	8.4146e-003
tblVehicleEF	MHD	0.45	0.41
tblVehicleEF	MHD	0.27	0.35
tblVehicleEF	MHD	5.23	0.96
tblVehicleEF	MHD	144.06	68.08
tblVehicleEF	MHD	1,101.52	999.60
tblVehicleEF	MHD	52.43	8.22
tblVehicleEF	MHD	0.57	0.51
tblVehicleEF	MHD	0.97	1.51
tblVehicleEF	MHD	11.87	1.42
tblVehicleEF	MHD	4.7000e-004	1.4337e-003
tblVehicleEF	MHD	0.13	0.13
tblVehicleEF	MHD	0.01	0.01
tblVehicleEF	MHD	5.0030e-003	0.03
tblVehicleEF	MHD	7.6400e-004	9.9655e-005
tblVehicleEF	MHD	4.4900e-004	1.3717e-003
tblVehicleEF	MHD	0.06	0.06
tblVehicleEF	MHD	3.0000e-003	3.0000e-003

tblVehicleEF	MHD	4.7830e-003	0.03
tblVehicleEF	MHD	7.0300e-004	9.1629e-005
tblVehicleEF	MHD	1.3890e-003	6.4564e-004
tblVehicleEF	MHD	0.05	0.02
tblVehicleEF	MHD	0.03	0.02
tblVehicleEF	MHD	6.4000e-004	2.9482e-004
tblVehicleEF	MHD	0.04	0.05
tblVehicleEF	MHD	0.02	0.12
tblVehicleEF	MHD	0.32	0.04
tblVehicleEF	MHD	1.3860e-003	6.4563e-004
tblVehicleEF	MHD	0.01	9.5251e-003
tblVehicleEF	MHD	6.1600e-004	8.1312e-005
tblVehicleEF	MHD	1.3890e-003	6.4564e-004
tblVehicleEF	MHD	0.05	0.02
tblVehicleEF	MHD	0.04	0.02
tblVehicleEF	MHD	6.4000e-004	2.9482e-004
tblVehicleEF	MHD	0.04	0.06
tblVehicleEF	MHD	0.02	0.12
tblVehicleEF	MHD	0.35	0.05
tblVehicleEF	OBUS	0.01	9.1482e-003
tblVehicleEF	OBUS	9.9110e-003	8.5444e-003
tblVehicleEF	OBUS	0.03	0.03
tblVehicleEF	OBUS	0.26	0.48
tblVehicleEF	OBUS	0.63	0.98
tblVehicleEF	OBUS	6.27	2.73
tblVehicleEF	OBUS	70.35	66.56
tblVehicleEF	OBUS	1,121.50	1,475.42

tblVehicleEF	OBUS	70.70	21.88
tblVehicleEF	OBUS	0.28	0.29
tblVehicleEF	OBUS	0.97	1.13
tblVehicleEF	OBUS	1.93	0.61
tblVehicleEF	OBUS	6.4000e-005	5.0004e-004
tblVehicleEF	OBUS	0.13	0.13
tblVehicleEF	OBUS	0.01	0.01
tblVehicleEF	OBUS	4.6440e-003	0.01
tblVehicleEF	OBUS	9.2900e-004	2.3022e-004
tblVehicleEF	OBUS	6.1000e-005	4.7841e-004
tblVehicleEF	OBUS	0.06	0.06
tblVehicleEF	OBUS	3.0000e-003	3.0000e-003
tblVehicleEF	OBUS	4.4220e-003	0.01
tblVehicleEF	OBUS	8.5400e-004	2.1168e-004
tblVehicleEF	OBUS	2.1800e-003	2.7868e-003
tblVehicleEF	OBUS	0.02	0.03
tblVehicleEF	OBUS	0.04	0.05
tblVehicleEF	OBUS	9.3100e-004	1.1432e-003
tblVehicleEF	OBUS	0.04	0.06
tblVehicleEF	OBUS	0.05	0.31
tblVehicleEF	OBUS	0.38	0.13
tblVehicleEF	OBUS	6.8400e-004	6.3587e-004
tblVehicleEF	OBUS	0.01	0.01
tblVehicleEF	OBUS	8.1700e-004	2.1653e-004
tblVehicleEF	OBUS	2.1800e-003	2.7868e-003
tblVehicleEF	OBUS	0.02	0.03
tblVehicleEF	OBUS	0.05	0.07

tblVehicleEF	OBUS	9.3100e-004	1.1432e-003
tblVehicleEF	OBUS	0.06	0.07
tblVehicleEF	OBUS	0.05	0.31
tblVehicleEF	OBUS	0.42	0.14
tblVehicleEF	OBUS	0.01	9.2023e-003
tblVehicleEF	OBUS	0.01	8.7764e-003
tblVehicleEF	OBUS	0.03	0.02
tblVehicleEF	OBUS	0.26	0.47
tblVehicleEF	OBUS	0.65	1.01
tblVehicleEF	OBUS	5.74	2.51
tblVehicleEF	OBUS	73.50	66.43
tblVehicleEF	OBUS	1,121.50	1,475.46
tblVehicleEF	OBUS	70.70	21.50
tblVehicleEF	OBUS	0.29	0.28
tblVehicleEF	OBUS	0.90	1.04
tblVehicleEF	OBUS	1.88	0.60
tblVehicleEF	OBUS	5.4000e-005	4.2493e-004
tblVehicleEF	OBUS	0.13	0.13
tblVehicleEF	OBUS	0.01	0.01
tblVehicleEF	OBUS	4.6440e-003	0.01
tblVehicleEF	OBUS	9.2900e-004	2.3022e-004
tblVehicleEF	OBUS	5.1000e-005	4.0655e-004
tblVehicleEF	OBUS	0.06	0.06
tblVehicleEF	OBUS	3.0000e-003	3.0000e-003
tblVehicleEF	OBUS	4.4220e-003	0.01
tblVehicleEF	OBUS	8.5400e-004	2.1168e-004
tblVehicleEF	OBUS	4.2350e-003	5.4314e-003

tblVehicleEF	OBUS	0.02	0.03
tblVehicleEF	OBUS	0.03	0.05
tblVehicleEF	OBUS	2.1330e-003	2.6364e-003
tblVehicleEF	OBUS	0.05	0.06
tblVehicleEF	OBUS	0.05	0.31
tblVehicleEF	OBUS	0.36	0.12
tblVehicleEF	OBUS	7.1400e-004	6.3458e-004
tblVehicleEF	OBUS	0.01	0.01
tblVehicleEF	OBUS	8.0800e-004	2.1273e-004
tblVehicleEF	OBUS	4.2350e-003	5.4314e-003
tblVehicleEF	OBUS	0.02	0.03
tblVehicleEF	OBUS	0.05	0.07
tblVehicleEF	OBUS	2.1330e-003	2.6364e-003
tblVehicleEF	OBUS	0.06	0.08
tblVehicleEF	OBUS	0.05	0.31
tblVehicleEF	OBUS	0.40	0.14
tblVehicleEF	OBUS	0.01	9.1126e-003
tblVehicleEF	OBUS	9.9380e-003	8.5701e-003
tblVehicleEF	OBUS	0.03	0.03
tblVehicleEF	OBUS	0.28	0.49
tblVehicleEF	OBUS	0.63	0.99
tblVehicleEF	OBUS	6.22	2.71
tblVehicleEF	OBUS	66.00	66.75
tblVehicleEF	OBUS	1,121.50	1,475.42
tblVehicleEF	OBUS	70.70	21.85
tblVehicleEF	OBUS	0.27	0.30
tblVehicleEF	OBUS	0.96	1.11

tblVehicleEF	OBUS	1.91	0.61
tblVehicleEF	OBUS	7.7000e-005	6.0376e-004
tblVehicleEF	OBUS	0.13	0.13
tblVehicleEF	OBUS	0.01	0.01
tblVehicleEF	OBUS	4.6440e-003	0.01
tblVehicleEF	OBUS	9.2900e-004	2.3022e-004
tblVehicleEF	OBUS	7.4000e-005	5.7764e-004
tblVehicleEF	OBUS	0.06	0.06
tblVehicleEF	OBUS	3.0000e-003	3.0000e-003
tblVehicleEF	OBUS	4.4220e-003	0.01
tblVehicleEF	OBUS	8.5400e-004	2.1168e-004
tblVehicleEF	OBUS	2.3200e-003	3.0071e-003
tblVehicleEF	OBUS	0.02	0.03
tblVehicleEF	OBUS	0.04	0.05
tblVehicleEF	OBUS	9.4100e-004	1.1537e-003
tblVehicleEF	OBUS	0.04	0.06
tblVehicleEF	OBUS	0.05	0.33
tblVehicleEF	OBUS	0.38	0.13
tblVehicleEF	OBUS	6.4200e-004	6.3764e-004
tblVehicleEF	OBUS	0.01	0.01
tblVehicleEF	OBUS	8.1600e-004	2.1619e-004
tblVehicleEF	OBUS	2.3200e-003	3.0071e-003
tblVehicleEF	OBUS	0.02	0.03
tblVehicleEF	OBUS	0.05	0.06
tblVehicleEF	OBUS	9.4100e-004	1.1537e-003
tblVehicleEF	OBUS	0.06	0.08
tblVehicleEF	OBUS	0.05	0.33

tblVehicleEF	OBUS	0.42	0.14
tblVehicleEF	SBUS	0.84	0.04
tblVehicleEF	SBUS	0.01	6.8547e-003
tblVehicleEF	SBUS	0.07	4.0772e-003
tblVehicleEF	SBUS	5.71	1.90
tblVehicleEF	SBUS	0.65	0.58
tblVehicleEF	SBUS	5.33	0.55
tblVehicleEF	SBUS	1,258.13	336.22
tblVehicleEF	SBUS	1,136.31	1,128.72
tblVehicleEF	SBUS	37.11	3.21
tblVehicleEF	SBUS	11.70	3.35
tblVehicleEF	SBUS	4.77	5.07
tblVehicleEF	SBUS	15.02	0.95
tblVehicleEF	SBUS	0.01	4.0347e-003
tblVehicleEF	SBUS	0.74	0.74
tblVehicleEF	SBUS	0.01	0.01
tblVehicleEF	SBUS	0.03	0.03
tblVehicleEF	SBUS	5.1700e-004	2.9951e-005
tblVehicleEF	SBUS	0.01	3.8601e-003
tblVehicleEF	SBUS	0.32	0.32
tblVehicleEF	SBUS	2.7560e-003	2.7657e-003
tblVehicleEF	SBUS	0.03	0.03
tblVehicleEF	SBUS	4.7500e-004	2.7538e-005
tblVehicleEF	SBUS	2.9260e-003	7.3837e-004
tblVehicleEF	SBUS	0.02	5.5395e-003
tblVehicleEF	SBUS	0.68	0.20
tblVehicleEF	SBUS	1.3050e-003	3.4812e-004

tblVehicleEF	SBUS	0.11	0.10
tblVehicleEF	SBUS	9.3510e-003	0.04
tblVehicleEF	SBUS	0.27	0.02
tblVehicleEF	SBUS	0.01	3.1957e-003
tblVehicleEF	SBUS	0.01	0.01
tblVehicleEF	SBUS	4.6300e-004	3.1783e-005
tblVehicleEF	SBUS	2.9260e-003	7.3837e-004
tblVehicleEF	SBUS	0.02	5.5395e-003
tblVehicleEF	SBUS	0.97	0.28
tblVehicleEF	SBUS	1.3050e-003	3.4812e-004
tblVehicleEF	SBUS	0.13	0.11
tblVehicleEF	SBUS	9.3510e-003	0.04
tblVehicleEF	SBUS	0.30	0.03
tblVehicleEF	SBUS	0.84	0.04
tblVehicleEF	SBUS	0.01	6.9393e-003
tblVehicleEF	SBUS	0.06	3.3785e-003
tblVehicleEF	SBUS	5.56	1.86
tblVehicleEF	SBUS	0.66	0.59
tblVehicleEF	SBUS	3.65	0.39
tblVehicleEF	SBUS	1,322.00	344.13
tblVehicleEF	SBUS	1,136.31	1,128.74
tblVehicleEF	SBUS	37.11	2.94
tblVehicleEF	SBUS	12.08	3.42
tblVehicleEF	SBUS	4.47	4.75
tblVehicleEF	SBUS	14.99	0.95
tblVehicleEF	SBUS	0.01	3.4093e-003
tblVehicleEF	SBUS	0.74	0.74

tblVehicleEF	SBUS	0.01	0.01
tblVehicleEF	SBUS	0.03	0.03
tblVehicleEF	SBUS	5.1700e-004	2.9951e-005
tblVehicleEF	SBUS	9.6490e-003	3.2619e-003
tblVehicleEF	SBUS	0.32	0.32
tblVehicleEF	SBUS	2.7560e-003	2.7657e-003
tblVehicleEF	SBUS	0.03	0.03
tblVehicleEF	SBUS	4.7500e-004	2.7538e-005
tblVehicleEF	SBUS	5.6170e-003	1.3276e-003
tblVehicleEF	SBUS	0.02	5.8525e-003
tblVehicleEF	SBUS	0.67	0.20
tblVehicleEF	SBUS	2.8800e-003	6.7376e-004
tblVehicleEF	SBUS	0.11	0.10
tblVehicleEF	SBUS	8.5310e-003	0.03
tblVehicleEF	SBUS	0.22	0.02
tblVehicleEF	SBUS	0.01	3.2705e-003
tblVehicleEF	SBUS	0.01	0.01
tblVehicleEF	SBUS	4.3500e-004	2.9141e-005
tblVehicleEF	SBUS	5.6170e-003	1.3276e-003
tblVehicleEF	SBUS	0.02	5.8525e-003
tblVehicleEF	SBUS	0.97	0.28
tblVehicleEF	SBUS	2.8800e-003	6.7376e-004
tblVehicleEF	SBUS	0.13	0.12
tblVehicleEF	SBUS	8.5310e-003	0.03
tblVehicleEF	SBUS	0.24	0.02
tblVehicleEF	SBUS	0.84	0.04
tblVehicleEF	SBUS	0.01	6.8505e-003

tblVehicleEF	SBUS	0.07	4.1761e-003
tblVehicleEF	SBUS	5.91	1.95
tblVehicleEF	SBUS	0.65	0.58
tblVehicleEF	SBUS	5.37	0.57
tblVehicleEF	SBUS	1,169.92	325.30
tblVehicleEF	SBUS	1,136.31	1,128.72
tblVehicleEF	SBUS	37.11	3.24
tblVehicleEF	SBUS	11.19	3.26
tblVehicleEF	SBUS	4.69	4.99
tblVehicleEF	SBUS	15.02	0.95
tblVehicleEF	SBUS	0.01	4.8982e-003
tblVehicleEF	SBUS	0.74	0.74
tblVehicleEF	SBUS	0.01	0.01
tblVehicleEF	SBUS	0.03	0.03
tblVehicleEF	SBUS	5.1700e-004	2.9951e-005
tblVehicleEF	SBUS	0.01	4.6863e-003
tblVehicleEF	SBUS	0.32	0.32
tblVehicleEF	SBUS	2.7560e-003	2.7657e-003
tblVehicleEF	SBUS	0.03	0.03
tblVehicleEF	SBUS	4.7500e-004	2.7538e-005
tblVehicleEF	SBUS	2.9580e-003	7.2630e-004
tblVehicleEF	SBUS	0.02	5.8802e-003
tblVehicleEF	SBUS	0.68	0.20
tblVehicleEF	SBUS	1.2820e-003	3.5327e-004
tblVehicleEF	SBUS	0.11	0.10
tblVehicleEF	SBUS	0.01	0.05
tblVehicleEF	SBUS	0.28	0.02

tblVehicleEF	SBUS	0.01	3.0925e-003
tblVehicleEF	SBUS	0.01	0.01
tblVehicleEF	SBUS	4.6400e-004	3.2075e-005
tblVehicleEF	SBUS	2.9580e-003	7.2630e-004
tblVehicleEF	SBUS	0.02	5.8802e-003
tblVehicleEF	SBUS	0.98	0.28
tblVehicleEF	SBUS	1.2820e-003	3.5327e-004
tblVehicleEF	SBUS	0.13	0.11
tblVehicleEF	SBUS	0.01	0.05
tblVehicleEF	SBUS	0.31	0.03
tblVehicleEF	UBUS	1.83	4.19
tblVehicleEF	UBUS	0.08	0.02
tblVehicleEF	UBUS	9.26	32.67
tblVehicleEF	UBUS	14.34	1.43
tblVehicleEF	UBUS	1,846.39	1,724.94
tblVehicleEF	UBUS	136.37	16.90
tblVehicleEF	UBUS	5.87	0.37
tblVehicleEF	UBUS	13.57	0.17
tblVehicleEF	UBUS	0.52	0.08
tblVehicleEF	UBUS	0.01	0.03
tblVehicleEF	UBUS	0.07	2.6830e-003
tblVehicleEF	UBUS	1.4030e-003	1.8942e-004
tblVehicleEF	UBUS	0.22	0.03
tblVehicleEF	UBUS	3.0000e-003	6.3128e-003
tblVehicleEF	UBUS	0.06	2.5514e-003
tblVehicleEF	UBUS	1.2900e-003	1.7416e-004
tblVehicleEF	UBUS	8.0860e-003	1.5317e-003

tblVehicleEF	UBUS	0.11	8.4711e-003
tblVehicleEF	UBUS	3.9450e-003	6.5234e-004
tblVehicleEF	UBUS	0.61	0.06
tblVehicleEF	UBUS	0.02	0.04
tblVehicleEF	UBUS	1.15	0.06
tblVehicleEF	UBUS	0.01	3.8821e-003
tblVehicleEF	UBUS	1.6240e-003	1.6724e-004
tblVehicleEF	UBUS	8.0860e-003	1.5317e-003
tblVehicleEF	UBUS	0.11	8.4711e-003
tblVehicleEF	UBUS	3.9450e-003	6.5234e-004
tblVehicleEF	UBUS	2.50	4.28
tblVehicleEF	UBUS	0.02	0.04
tblVehicleEF	UBUS	1.25	0.07
tblVehicleEF	UBUS	1.83	4.19
tblVehicleEF	UBUS	0.08	0.01
tblVehicleEF	UBUS	9.36	32.67
tblVehicleEF	UBUS	11.74	1.17
tblVehicleEF	UBUS	1,846.39	1,724.94
tblVehicleEF	UBUS	136.37	16.47
tblVehicleEF	UBUS	5.45	0.37
tblVehicleEF	UBUS	13.45	0.16
tblVehicleEF	UBUS	0.52	0.08
tblVehicleEF	UBUS	0.01	0.03
tblVehicleEF	UBUS	0.07	2.6830e-003
tblVehicleEF	UBUS	1.4030e-003	1.8942e-004
tblVehicleEF	UBUS	0.22	0.03
tblVehicleEF	UBUS	3.0000e-003	6.3128e-003

tblVehicleEF	UBUS	0.06	2.5514e-003
tblVehicleEF	UBUS	1.2900e-003	1.7416e-004
tblVehicleEF	UBUS	0.02	2.9018e-003
tblVehicleEF	UBUS	0.14	0.01
tblVehicleEF	UBUS	9.3320e-003	1.4773e-003
tblVehicleEF	UBUS	0.62	0.06
tblVehicleEF	UBUS	0.02	0.04
tblVehicleEF	UBUS	1.02	0.06
tblVehicleEF	UBUS	0.01	3.8821e-003
tblVehicleEF	UBUS	1.5790e-003	1.6303e-004
tblVehicleEF	UBUS	0.02	2.9018e-003
tblVehicleEF	UBUS	0.14	0.01
tblVehicleEF	UBUS	9.3320e-003	1.4773e-003
tblVehicleEF	UBUS	2.52	4.28
tblVehicleEF	UBUS	0.02	0.04
tblVehicleEF	UBUS	1.12	0.06
tblVehicleEF	UBUS	1.83	4.19
tblVehicleEF	UBUS	0.08	0.02
tblVehicleEF	UBUS	9.27	32.67
tblVehicleEF	UBUS	13.86	1.39
tblVehicleEF	UBUS	1,846.39	1,724.94
tblVehicleEF	UBUS	136.37	16.85
tblVehicleEF	UBUS	5.76	0.37
tblVehicleEF	UBUS	13.55	0.16
tblVehicleEF	UBUS	0.52	0.08
tblVehicleEF	UBUS	0.01	0.03
tblVehicleEF	UBUS	0.07	2.6830e-003

tblVehicleEF	UBUS	1.4030e-003	1.8942e-004
tblVehicleEF	UBUS	0.22	0.03
tblVehicleEF	UBUS	3.0000e-003	6.3128e-003
tblVehicleEF	UBUS	0.06	2.5514e-003
tblVehicleEF	UBUS	1.2900e-003	1.7416e-004
tblVehicleEF	UBUS	9.2250e-003	1.6222e-003
tblVehicleEF	UBUS	0.14	9.7128e-003
tblVehicleEF	UBUS	4.1190e-003	6.4835e-004
tblVehicleEF	UBUS	0.61	0.06
tblVehicleEF	UBUS	0.03	0.04
tblVehicleEF	UBUS	1.13	0.06
tblVehicleEF	UBUS	0.01	3.8821e-003
tblVehicleEF	UBUS	1.6160e-003	1.6670e-004
tblVehicleEF	UBUS	9.2250e-003	1.6222e-003
tblVehicleEF	UBUS	0.14	9.7128e-003
tblVehicleEF	UBUS	4.1190e-003	6.4835e-004
tblVehicleEF	UBUS	2.50	4.28
tblVehicleEF	UBUS	0.03	0.04
tblVehicleEF	UBUS	1.24	0.07
tblVehicleTrips	CNW_TTP	41.00	0.00
tblVehicleTrips	CNW_TTP	41.00	0.00
tblVehicleTrips	CW_TL	16.60	33.00
tblVehicleTrips	CW_TL	16.60	36.00
tblVehicleTrips	CW_TTP	59.00	100.00
tblVehicleTrips	CW_TTP	59.00	100.00
tblVehicleTrips	DV_TP	5.00	0.00
tblVehicleTrips	DV_TP	5.00	0.00

tblVehicleTrips	PB_TP	3.00	0.00
tblVehicleTrips	PB_TP	3.00	0.00
tblVehicleTrips	PR_TP	92.00	100.00
tblVehicleTrips	PR_TP	92.00	100.00
tblVehicleTrips	ST_TR	1.68	0.68
tblVehicleTrips	ST_TR	1.68	0.56
tblVehicleTrips	SU_TR	1.68	0.68
tblVehicleTrips	SU_TR	1.68	0.56
tblVehicleTrips	WD_TR	1.68	0.68
tblVehicleTrips	WD_TR	1.68	0.56
tblWater	IndoorWaterUseRate	51,728,312.50	0.00
tblWater	IndoorWaterUseRate	206,915,562.50	34,675,000.00

2.0 Emissions Summary

2.1 Overall Construction (Maximum Daily Emission)

Unmitigated Construction

	ROG	NOx	CO	SO2	Fugitive PM10	Exhaust PM10	PM10 Total	Fugitive PM2.5	Exhaust PM2.5	PM2.5 Total	Bio- CO2	NBio- CO2	Total CO2	CH4	N2O	CO2e
Year	lb/day										lb/day					
2020	0.0000	0.0000	0.0000	0.0000	0.0000	0.0000	0.0000	0.0000	0.0000	0.0000	0.0000	0.0000	0.0000	0.0000	0.0000	0.0000
Maximum	**0.0000**	**0.0000**	**0.0000**	**0.0000**	**0.0000**	**0.0000**	**0.0000**	**0.0000**	**0.0000**	**0.0000**	**0.0000**	**0.0000**	**0.0000**	**0.0000**	**0.0000**	**0.0000**

Mitigated Construction

	ROG	NOx	CO	SO2	Fugitive PM10	Exhaust PM10	PM10 Total	Fugitive PM2.5	Exhaust PM2.5	PM2.5 Total	Bio- CO2	NBio- CO2	Total CO2	CH4	N2O	CO2e
Year	lb/day										lb/day					
2020	0.0000	0.0000	0.0000	0.0000	0.0000	0.0000	0.0000	0.0000	0.0000	0.0000	0.0000	0.0000	0.0000	0.0000	0.0000	0.0000
Maximum	**0.0000**	**0.0000**	**0.0000**	**0.0000**	**0.0000**	**0.0000**	**0.0000**	**0.0000**	**0.0000**	**0.0000**	**0.0000**	**0.0000**	**0.0000**	**0.0000**	**0.0000**	**0.0000**

	ROG	**NOx**	**CO**	**SO2**	**Fugitive PM10**	**Exhaust PM10**	**PM10 Total**	**Fugitive PM2.5**	**Exhaust PM2.5**	**PM2.5 Total**	**Bio- CO2**	**NBio-CO2**	**Total CO2**	**CH4**	**N20**	**CO2e**
Percent Reduction	**0.00**	**0.00**	**0.00**	**0.00**	**0.00**	**0.00**	**0.00**	**0.00**	**0.00**	**0.00**	**0.00**	**0.00**	**0.00**	**0.00**	**0.00**	**0.00**

2.2 Overall Operational

Unmitigated Operational

	ROG	NOx	CO	SO2	Fugitive PM10	Exhaust PM10	PM10 Total	Fugitive PM2.5	Exhaust PM2.5	PM2.5 Total	Bio- CO2	NBio- CO2	Total CO2	CH4	N2O	CO2e
Category	lb/day										lb/day					
Area	25.4146	1.8900e-003	0.2075	2.0000e-005		7.4000e-004	7.4000e-004		7.4000e-004	7.4000e-004		0.4441	0.4441	1.1700e-003		0.4734
Energy	0.3958	3.5978	3.0222	0.0216		0.2734	0.2734		0.2734	0.2734		4,317.3818	4,317.3818	0.0828	0.0792	4,343.0378
Mobile	3.5581	122.5650	28.4629	0.5576	20.4525	1.4413	21.8938	5.7407	1.3786	7.1193		58,736.1875	58,736.1875	0.2058		58,741.3323
Offroad	0.4881	5.0705	3.0344	0.0127		0.1750	0.1750		0.1610	0.1610		1,227.1509	1,227.1509	0.3969		1,237.0731
Total	**29.8820**	**131.2352**	**34.7270**	**0.5919**	**20.4525**	**1.8904**	**22.3429**	**5.7407**	**1.8138**	**7.5545**		**64,281.1643**	**64,281.1643**	**0.6866**	**0.0792**	**64,321.9166**

2.2 Overall Operational

Mitigated Operational

	ROG	NOx	CO	SO2	Fugitive PM10	Exhaust PM10	PM10 Total	Fugitive PM2.5	Exhaust PM2.5	PM2.5 Total	Bio- CO2	NBio- CO2	Total CO2	CH4	N2O	CO2e
Category	lb/day										lb/day					
Area	25.4146	1.8900e-003	0.2075	2.0000e-005		7.4000e-004	7.4000e-004		7.4000e-004	7.4000e-004		0.4441	0.4441	1.1700e-003		0.4734
Energy	0.3958	3.5978	3.0222	0.0216		0.2734	0.2734		0.2734	0.2734		4,317.3818	4,317.3818	0.0828	0.0792	4,343.0378
Mobile	3.5581	122.5650	28.4629	0.5576	20.4525	1.4413	21.8938	5.7407	1.3786	7.1193		58,736.1875	58,736.1875	0.2058		58,741.3323
Offroad	0.4881	5.0705	3.0344	0.0127		0.1750	0.1750		0.1610	0.1610		1,227.1509	1,227.1509	0.3969		1,237.0731
Total	**29.8820**	**131.2352**	**34.7270**	**0.5919**	**20.4525**	**1.8904**	**22.3429**	**5.7407**	**1.8138**	**7.5545**		**64,281.1643**	**64,281.1643**	**0.6866**	**0.0792**	**64,321.9166**

	ROG	**NOx**	**CO**	**SO2**	**Fugitive PM10**	**Exhaust PM10**	**PM10 Total**	**Fugitive PM2.5**	**Exhaust PM2.5**	**PM2.5 Total**	**Bio- CO2**	**NBio-CO2**	**Total CO2**	**CH4**	**N20**	**CO2e**
Percent Reduction	**0.00**	**0.00**	**0.00**	**0.00**	**0.00**	**0.00**	**0.00**	**0.00**	**0.00**	**0.00**	**0.00**	**0.00**	**0.00**	**0.00**	**0.00**	**0.00**

3.0 Construction Detail

Construction Phase

Phase Number	Phase Name	Phase Type	Start Date	End Date	Num Days Week	Num Days	Phase Description
1	Demolition	Demolition	4/1/2020	4/1/2020	5	1	

Acres of Grading (Site Preparation Phase): 0

Acres of Grading (Grading Phase): 0

Acres of Paving: 21.82

Residential Indoor: 0; Residential Outdoor: 0; Non-Residential Indoor: 0; Non-Residential Outdoor: 0; Striped Parking Area: 0 (Architectural Coating – sqft)

OffRoad Equipment

Phase Name	Offroad Equipment Type	Amount	Usage Hours	Horse Power	Load Factor
Demolition	Concrete/Industrial Saws	0	8.00	81	0.73
Demolition	Excavators	0	8.00	158	0.38
Demolition	Rubber Tired Dozers	0	8.00	247	0.40

Trips and VMT

Phase Name	Offroad Equipment Count	Worker Trip Number	Vendor Trip Number	Hauling Trip Number	Worker Trip Length	Vendor Trip Length	Hauling Trip Length	Worker Vehicle Class	Vendor Vehicle Class	Hauling Vehicle Class
Demolition	0	0.00	0.00	0.00	14.70	6.90	20.00	LD_Mix	HDT_Mix	HHDT

3.1 Mitigation Measures Construction

3.2 Demolition - 2020

Unmitigated Construction On-Site

	ROG	NOx	CO	SO2	Fugitive PM10	Exhaust PM10	PM10 Total	Fugitive PM2.5	Exhaust PM2.5	PM2.5 Total	Bio- CO2	NBio- CO2	Total CO2	CH4	N2O	CO2e
Category	lb/day										lb/day					
Off-Road	0.0000	0.0000	0.0000	0.0000		0.0000	0.0000		0.0000	0.0000		0.0000	0.0000	0.0000		0.0000
Total	**0.0000**	**0.0000**	**0.0000**	**0.0000**		**0.0000**	**0.0000**		**0.0000**	**0.0000**		**0.0000**	**0.0000**	**0.0000**		**0.0000**

Unmitigated Construction Off-Site

	ROG	NOx	CO	SO2	Fugitive PM10	Exhaust PM10	PM10 Total	Fugitive PM2.5	Exhaust PM2.5	PM2.5 Total	Bio- CO2	NBio- CO2	Total CO2	CH4	N2O	CO2e
Category	lb/day										lb/day					
Hauling	0.0000	0.0000	0.0000	0.0000	0.0000	0.0000	0.0000	0.0000	0.0000	0.0000		0.0000	0.0000	0.0000		0.0000
Vendor	0.0000	0.0000	0.0000	0.0000	0.0000	0.0000	0.0000	0.0000	0.0000	0.0000		0.0000	0.0000	0.0000		0.0000
Worker	0.0000	0.0000	0.0000	0.0000	0.0000	0.0000	0.0000	0.0000	0.0000	0.0000		0.0000	0.0000	0.0000		0.0000
Total	**0.0000**	**0.0000**	**0.0000**	**0.0000**	**0.0000**	**0.0000**	**0.0000**	**0.0000**	**0.0000**	**0.0000**		**0.0000**	**0.0000**	**0.0000**		**0.0000**

3.2 Demolition - 2020

Mitigated Construction On-Site

	ROG	NOx	CO	SO2	Fugitive PM10	Exhaust PM10	PM10 Total	Fugitive PM2.5	Exhaust PM2.5	PM2.5 Total	Bio- CO2	NBio- CO2	Total CO2	CH4	N2O	CO2e
Category	lb/day										lb/day					
Off-Road	0.0000	0.0000	0.0000	0.0000		0.0000	0.0000		0.0000	0.0000	0.0000	0.0000	0.0000	0.0000		0.0000
Total	**0.0000**	**0.0000**	**0.0000**	**0.0000**		**0.0000**	**0.0000**		**0.0000**	**0.0000**	**0.0000**	**0.0000**	**0.0000**	**0.0000**		**0.0000**

Mitigated Construction Off-Site

	ROG	NOx	CO	SO2	Fugitive PM10	Exhaust PM10	PM10 Total	Fugitive PM2.5	Exhaust PM2.5	PM2.5 Total	Bio- CO2	NBio- CO2	Total CO2	CH4	N2O	CO2e
Category	lb/day										lb/day					
Hauling	0.0000	0.0000	0.0000	0.0000	0.0000	0.0000	0.0000	0.0000	0.0000	0.0000		0.0000	0.0000	0.0000		0.0000
Vendor	0.0000	0.0000	0.0000	0.0000	0.0000	0.0000	0.0000	0.0000	0.0000	0.0000		0.0000	0.0000	0.0000		0.0000
Worker	0.0000	0.0000	0.0000	0.0000	0.0000	0.0000	0.0000	0.0000	0.0000	0.0000		0.0000	0.0000	0.0000		0.0000
Total	**0.0000**	**0.0000**	**0.0000**	**0.0000**	**0.0000**	**0.0000**	**0.0000**	**0.0000**	**0.0000**	**0.0000**		**0.0000**	**0.0000**	**0.0000**		**0.0000**

4.0 Operational Detail - Mobile

4.1 Mitigation Measures Mobile

	ROG	NOx	CO	SO2	Fugitive PM10	Exhaust PM10	PM10 Total	Fugitive PM2.5	Exhaust PM2.5	PM2.5 Total	Bio- CO2	NBio- CO2	Total CO2	CH4	N2O	CO2e
Category	lb/day										lb/day					
Mitigated	3.5581	122.5650	28.4629	0.5576	20.4525	1.4413	21.8938	5.7407	1.3786	7.1193		58,736.1875	58,736.1875	0.2058		58,741.3323
Unmitigated	3.5581	122.5650	28.4629	0.5576	20.4525	1.4413	21.8938	5.7407	1.3786	7.1193		58,736.1875	58,736.1875	0.2058		58,741.3323

4.2 Trip Summary Information

	Average Daily Trip Rate			Unmitigated	Mitigated
Land Use	Weekday	Saturday	Sunday	Annual VMT	Annual VMT
Other Non-Asphalt Surfaces	0.00	0.00	0.00		
Parking Lot	0.00	0.00	0.00		
Refrigerated Warehouse-No Rail	152.11	152.11	152.11	1,827,136	1,827,136
Unrefrigerated Warehouse-No Rail	501.07	501.07	501.07	6,566,037	6,566,037
Total	653.18	653.18	653.18	8,393,173	8,393,173

4.3 Trip Type Information

	Miles			Trip %			Trip Purpose %		
Land Use	H-W or C-W	H-S or C-C	H-O or C-NW	H-W or C-W	H-S or C-C	H-O or C-NW	Primary	Diverted	Pass-by
Other Non-Asphalt Surfaces	16.60	8.40	6.90	0.00	0.00	0.00	0	0	0
Parking Lot	16.60	8.40	6.90	0.00	0.00	0.00	0	0	0
Refrigerated Warehouse-No Rail	33.00	8.40	6.90	100.00	0.00	0.00	100	0	0
Unrefrigerated Warehouse-No Rail	36.00	8.40	6.90	100.00	0.00	0.00	100	0	0

4.4 Fleet Mix

Land Use	LDA	LDT1	LDT2	MDV	LHD1	LHD2	MHD	HHD	OBUS	UBUS	MCY	SBUS	MH
Other Non-Asphalt Surfaces	0.553113	0.036408	0.180286	0.116335	0.016165	0.005101	0.018218	0.063797	0.001357	0.001565	0.005903	0.000808	0.000944
Parking Lot	0.553113	0.036408	0.180286	0.116335	0.016165	0.005101	0.018218	0.063797	0.001357	0.001565	0.005903	0.000808	0.000944
Refrigerated Warehouse-No Rail	0.000000	0.000000	0.000000	0.000000	0.346653	0.000000	0.109890	0.543457	0.000000	0.000000	0.000000	0.000000	0.000000
Unrefrigerated Warehouse-No Rail	0.000000	0.000000	0.000000	0.000000	0.167167	0.000000	0.207207	0.625626	0.000000	0.000000	0.000000	0.000000	0.000000

5.0 Energy Detail

Historical Energy Use: N

5.1 Mitigation Measures Energy

	ROG	NOx	CO	SO2	Fugitive PM10	Exhaust PM10	PM10 Total	Fugitive PM2.5	Exhaust PM2.5	PM2.5 Total	Bio- CO2	NBio- CO2	Total CO2	CH4	N2O	CO2e
Category	lb/day										lb/day					
NaturalGas Mitigated	0.3958	3.5978	3.0222	0.0216		0.2734	0.2734		0.2734	0.2734		4,317.3818	4,317.3818	0.0828	0.0792	4,343.0378
NaturalGas Unmitigated	0.3958	3.5978	3.0222	0.0216		0.2734	0.2734		0.2734	0.2734		4,317.3818	4,317.3818	0.0828	0.0792	4,343.0378

5.2 Energy by Land Use - NaturalGas

Unmitigated

	NaturalGas Use	ROG	NOx	CO	SO2	Fugitive PM10	Exhaust PM10	PM10 Total	Fugitive PM2.5	Exhaust PM2.5	PM2.5 Total	Bio- CO2	NBio- CO2	Total CO2	CH4	N2O	CO2e
Land Use	kBTU/yr	lb/day										lb/day					
Other Non-Asphalt Surfaces	0	0.0000	0.0000	0.0000	0.0000		0.0000	0.0000		0.0000	0.0000		0.0000	0.0000	0.0000	0.0000	0.0000
Parking Lot	0	0.0000	0.0000	0.0000	0.0000		0.0000	0.0000		0.0000	0.0000		0.0000	0.0000	0.0000	0.0000	0.0000
Refrigerated Warehouse-No Rail	31721.4	0.3421	3.1099	2.6124	0.0187		0.2364	0.2364		0.2364	0.2364		3,731.9252	3,731.9252	0.0715	0.0684	3,754.1022
Unrefrigerated Warehouse-No Rail	4976.38	0.0537	0.4879	0.4098	2.9300e-003		0.0371	0.0371		0.0371	0.0371		585.4566	585.4566	0.0112	0.0107	588.9357
Total		**0.3958**	**3.5978**	**3.0222**	**0.0216**		**0.2734**	**0.2734**		**0.2734**	**0.2734**		**4,317.3818**	**4,317.3818**	**0.0828**	**0.0792**	**4,343.0378**

5.2 Energy by Land Use - NaturalGas

Mitigated

	NaturalGas Use	ROG	NOx	CO	SO2	Fugitive PM10	Exhaust PM10	PM10 Total	Fugitive PM2.5	Exhaust PM2.5	PM2.5 Total	Bio- CO2	NBio- CO2	Total CO2	CH4	N2O	CO2e
Land Use	kBTU/yr	lb/day										lb/day					
Other Non-Asphalt Surfaces	0	0.0000	0.0000	0.0000	0.0000		0.0000	0.0000		0.0000	0.0000		0.0000	0.0000	0.0000	0.0000	0.0000
Parking Lot	0	0.0000	0.0000	0.0000	0.0000		0.0000	0.0000		0.0000	0.0000		0.0000	0.0000	0.0000	0.0000	0.0000
Refrigerated Warehouse-No Rail	31.7214	0.3421	3.1099	2.6124	0.0187		0.2364	0.2364		0.2364	0.2364		3,731.9252	3,731.9252	0.0715	0.0684	3,754.1022
Unrefrigerated Warehouse-No Rail	4.97638	0.0537	0.4879	0.4098	2.9300e-003		0.0371	0.0371		0.0371	0.0371		585.4566	585.4566	0.0112	0.0107	588.9357
Total		**0.3958**	**3.5978**	**3.0222**	**0.0216**		**0.2734**	**0.2734**		**0.2734**	**0.2734**		**4,317.3818**	**4,317.3818**	**0.0828**	**0.0792**	**4,343.0378**

6.0 Area Detail

6.1 Mitigation Measures Area

	ROG	NOx	CO	SO2	Fugitive PM10	Exhaust PM10	PM10 Total	Fugitive PM2.5	Exhaust PM2.5	PM2.5 Total	Bio- CO2	NBio- CO2	Total CO2	CH4	N2O	CO2e
Category	lb/day										lb/day					
Mitigated	25.4400	1.8900e-003	0.2075	2.0000e-005		7.4000e-004	7.4000e-004		7.4000e-004	7.4000e-004		0.4441	0.4441	1.1700e-003		0.4734
Unmitigated	25.4400	1.8900e-003	0.2075	2.0000e-005		7.4000e-004	7.4000e-004		7.4000e-004	7.4000e-004		0.4441	0.4441	1.1700e-003		0.4734

6.2 Area by SubCategory

Unmitigated

	ROG	NOx	CO	SO2	Fugitive PM10	Exhaust PM10	PM10 Total	Fugitive PM2.5	Exhaust PM2.5	PM2.5 Total	Bio- CO2	NBio- CO2	Total CO2	CH4	N2O	CO2e
SubCategory	lb/day										lb/day					
Architectural Coating	2.9384					0.0000	0.0000		0.0000	0.0000			0.0000			0.0000
Consumer Products	22.4823					0.0000	0.0000		0.0000	0.0000			0.0000			0.0000
Landscaping	0.0193	1.8900e-003	0.2075	2.0000e-005		7.4000e-004	7.4000e-004		7.4000e-004	7.4000e-004		0.4441	0.4441	1.1700e-003		0.4734
Total	**25.4400**	**1.8900e-003**	**0.2075**	**2.0000e-005**		**7.4000e-004**	**7.4000e-004**		**7.4000e-004**	**7.4000e-004**		**0.4441**	**0.4441**	**1.1700e-003**		**0.4734**

6.2 Area by SubCategory

Mitigated

	ROG	NOx	CO	SO2	Fugitive PM10	Exhaust PM10	PM10 Total	Fugitive PM2.5	Exhaust PM2.5	PM2.5 Total	Bio- CO2	NBio- CO2	Total CO2	CH4	N2O	CO2e
SubCategory	lb/day										lb/day					
Architectural Coating	2.9384					0.0000	0.0000		0.0000	0.0000			0.0000			0.0000
Consumer Products	22.4823					0.0000	0.0000		0.0000	0.0000			0.0000			0.0000
Landscaping	0.0193	1.8900e-003	0.2075	2.0000e-005		7.4000e-004	7.4000e-004		7.4000e-004	7.4000e-004		0.4441	0.4441	1.1700e-003		0.4734
Total	**25.4400**	**1.8900e-003**	**0.2075**	**2.0000e-005**		**7.4000e-004**	**7.4000e-004**		**7.4000e-004**	**7.4000e-004**		**0.4441**	**0.4441**	**1.1700e-003**		**0.4734**

7.0 Water Detail

7.1 Mitigation Measures Water

8.0 Waste Detail

8.1 Mitigation Measures Waste

9.0 Operational Offroad

Equipment Type	Number	Hours/Day	Days/Year	Horse Power	Load Factor	Fuel Type
Tractors/Loaders/Backhoes	4	4.00	365	200	0.37	CNG

UnMitigated/Mitigated

	ROG	NOx	CO	SO2	Fugitive PM10	Exhaust PM10	PM10 Total	Fugitive PM2.5	Exhaust PM2.5	PM2.5 Total	Bio- CO2	NBio- CO2	Total CO2	CH4	N2O	CO2e
Equipment Type	lb/day										lb/day					
Tractors/Loaders/ Backhoes	0.4881	5.0705	3.0344	0.0127		0.1750	0.1750		0.1610	0.1610		1,227.1509	1,227.1509	0.3969		1,237.0731
Total	**0.4881**	**5.0705**	**3.0344**	**0.0127**		**0.1750**	**0.1750**		**0.1610**	**0.1610**		**1,227.1509**	**1,227.1509**	**0.3969**		**1,237.0731**

10.0 Stationary Equipment

Fire Pumps and Emergency Generators

Equipment Type	Number	Hours/Day	Hours/Year	Horse Power	Load Factor	Fuel Type

Boilers

Equipment Type	Number	Heat Input/Day	Heat Input/Year	Boiler Rating	Fuel Type

User Defined Equipment

Equipment Type	Number

11.0 Vegetation

This page intentionally left blank